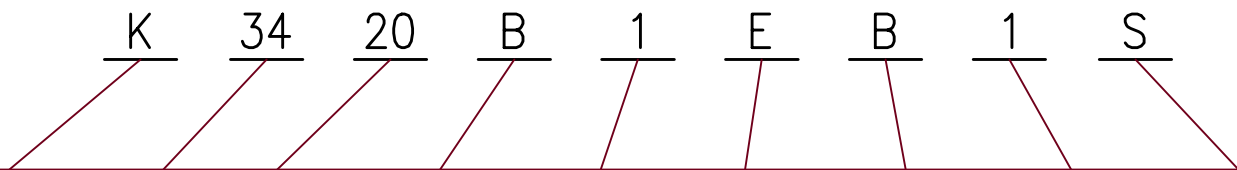


# Silicon Power Rectifier Assemblies Plate Heatsink

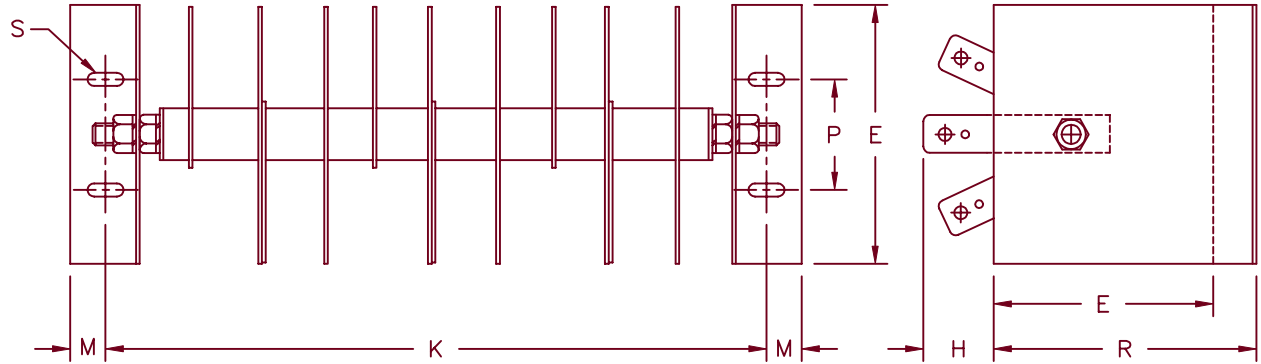
- Complete bridge with heatsinks – no assembly required
- Available in many circuit configurations
- Rated for convection or forced air cooling
- Available with bracket or stud mounting
- Designs include: DO-4, DO-5, DO-8 and DO-9 rectifiers
- Blocking voltages to 1600V

Silicon Power Rectifier Plate Heatsink Assembly Coding System



Size of Heat Sink	Type of Diode	Peak Reverse Voltage	Type of Circuit	Number of Diodes in Series	Type of Finish	Type of Mounting	Number of Diodes in Parallel	Special Feature
E-2"x2" K-3"x3" G-5"x5" N-7"x7"	21	20-200	Single Phase H-Half Wave C-Center Tap Positive N-Center Tap Negative	Per leg	E-Commercial	B-Stud with brackets or insulating board with mounting bracket N-Stud with no bracket	Per leg	Surge Suppressor
	34 37		D-Doubler B-Bridge					
	43	40-400	M-Open Bridge					
	504	60-600						
			Three Phase					
		80-800	Z-Bridge					
		100-1000	X-Center Tap Y-Half Wave DC Positive					
		120-1200	Q-Half Wave DC Negative					
		160-1600	W-Double WYE V-Open Bridge					

# Series 21, 34 & 37 Plate Heatsink



**Notes:**

1. Current ratings shown are for natural convection cooling resistive or inductive loads for single phase circuits and all loads for three phase circuits
2. Use 2.0 times the listed current ratings for forced convection cooling at 1000LFM
3. For single phase battery, capacitive, or motor loads: the output current shown below should be derated to 80% of the values shown.
4. Assemblies with heat sink sizes other than those shown below are available on request for special applications.

## Series 21

Circuit	Size	Dim.	Inches		Millimeters	
			Min.	Max.	Min.	Max.
1 $\phi$ Bridge	2x2	K	5.00	5.25	127.0	133.3
1 $\phi$ Bridge	3x3	K	5.87	6.12	149.0	155.4
3 $\phi$ Bridge	2x2	K	7.25	7.50	184.1	190.5
3 $\phi$ Bridge	3x3	K	8.12	8.37	206.2	212.5
Same for both circuits	2x2	M	0.30	0.32	7.62	8.12
		P	0.74	0.76	18.7	19.3
		E	1.99	2.01	50.5	51.0
		R	2.61	2.63	66.2	66.8
		H	0.86	0.88	21.8	22.3
			0.56x.28 Nom.		14x7.1 Nom.	
Same for both circuits	3x3	M	0.36	0.38	9.14	9.65
		P	1.49	1.51	37.8	38.3
		E	2.99	3.01	75.9	76.4
		R	3.67	3.69	93.2	93.7
		H	0.99	1.01	25.1	25.6
			0.31x.18 Nom.		7.9x4.7 Nom.	

## Series 34 & 37

Circuit	Size	Dim.	Inches		Millimeters	
			Min.	Max.	Min.	Max.
1 $\phi$ Bridge	3x3	K	5.75	6.25	146.0	158.7
1 $\phi$ Bridge	5x5	K	5.75	6.25	146.0	158.7
3 $\phi$ Bridge	3x3	K	8.00	8.50	203.2	215.9
3 $\phi$ Bridge	5x5	K	8.00	8.50	203.2	215.9
Same for both circuits	3x3	M	0.36	0.38	9.14	9.65
		P	1.49	1.51	37.8	38.3
		E	2.99	3.01	75.9	76.4
		R	3.67	3.69	93.2	93.7
		H	0.99	1.01	25.1	25.6
			0.56x.28 Nom.		14x7.1 Nom.	
Same for both circuits	5x5	M	0.36	0.38	9.14	9.65
		P	2.49	2.51	63.2	63.7
		E	4.99	5.01	126.7	127.2
		R	5.99	6.01	152.1	152.6
		H	1.24	1.26	31.4	32.0
			0.56x.28 Nom.		14x7.1 Nom.	

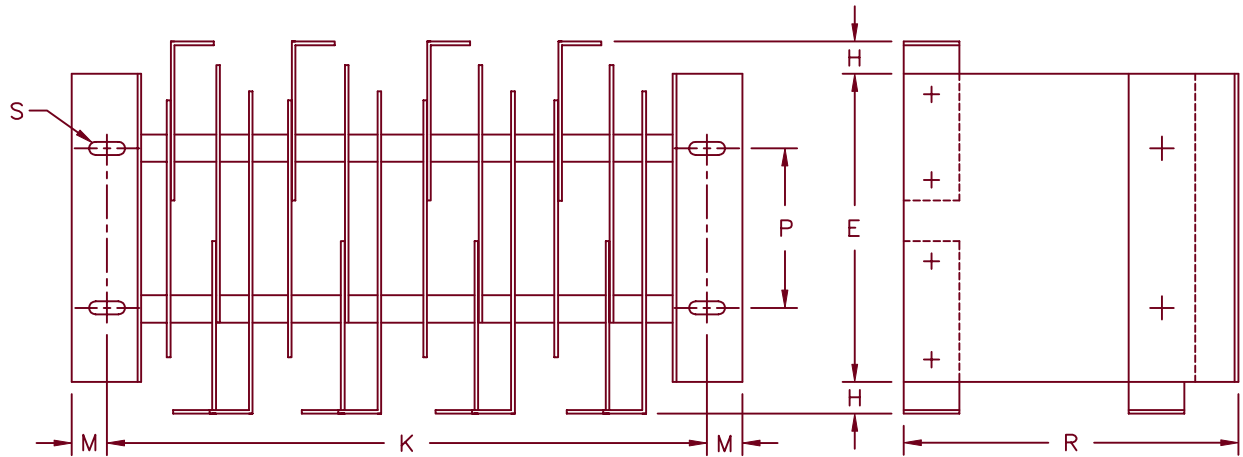
**Ratings – Average Circuit Output Current – Amperes**

DIODE SERIES	HEAT SINK SIZE (inches)	I <sub>FSM</sub> AMPS	AMBIENT TEMP. °C	1-PHASE 1/2 WAVE	1-PHASE CTR. TAP	1-PHASE BRIDGE	3-PHASE 1/2 WAVE	3-PHASE BRIDGE	3-PHASE CTR. TAP	3-PHASE DBL.-WYE
21	2x2x1/16	250	40	7.8	15.6	15.6	23.4	23.4	38.1	46.8
21	2x2x1/16	250	70	6.0	12.0	12.0	18.0	18.0	29.3	36.0
21	2x2x1/16	250	100	4.3	8.6	8.6	12.9	12.9	21.0	25.8
21	3x3x1/16	250	40	11.0	22.0	22.0	33.0	33.0	53.8	66.0
21	3x3x1/16	250	70	8.8	17.6	17.6	26.4	26.4	43.0	52.8
21	3x3x1/16	250	100	6.3	12.6	12.6	18.9	18.9	30.8	37.8

**Ratings – Average Circuit Output Current – Amperes**

DIODE SERIES	HEAT SINK SIZE (inches)	I <sub>FSM</sub> AMPS	AMBIENT TEMP. °C	1-PHASE 1/2 WAVE	1-PHASE CTR. TAP	1-PHASE BRIDGE	3-PHASE 1/2 WAVE	3-PHASE BRIDGE	3-PHASE CTR. TAP	3-PHASE DBL.-WYE
34	3x3x1/16	800	40	18.0	36.0	36.0	54.0	54.0	88.0	108.0
34	3x3x1/16	800	70	14.5	29.0	29.0	43.5	43.5	70.9	87.0
34	3x3x1/16	800	100	10.5	21.0	21.0	31.5	31.5	51.3	63.0
34	5x5x1/16	800	40	25.5	50.0	50.0	75.0	75.0	122.3	150.0
34	5x5x1/16	800	70	20.2	40.4	40.4	60.6	60.6	98.8	121.2
34	5x5x1/16	800	100	14.5	29.0	29.0	43.5	43.5	70.9	87.0
37	5x5x1/16	1500	40	33.2	67.5	67.5	97.5	97.5	159.0	195.0
37	5x5x1/16	1500	70	26.3	52.5	52.5	78.7	78.7	128.4	157.5
37	5x5x1/16	1500	100	18.8	37.7	37.7	56.5	56.5	92.2	113.1

# Series 43 & 504 Plate Heatsink



**Notes:**

1. Current ratings shown are for natural convection cooling resistive or inductive loads for single phase circuits and all loads for three phase circuits
2. Use 2.0 times the listed current ratings for forced convection cooling at 1000LFM
3. For single phase battery, capacitive, or motor loads: the output current shown below should be derated to 80% of the values shown.
4. Assemblies with heat sink sizes other than those shown below are available on request for special applications.

## Series 43

Circuit	Size	Dim.	Inches		Millimeters	
			Min.	Max.	Min.	Max.
1Ø Bridge	5x5	K	9.25	9.75	234.9	247.6
1Ø Bridge	7x7	K	9.25	9.75	234.9	247.6
3Ø Bridge	5x5	K	13.0	13.5	330.2	342.9
3Ø Bridge	7x7	K	13.0	13.5	330.2	342.9
Same for both circuits	5x5	M	0.36	0.38	9.14	9.65
		P	2.49	2.51	63.2	63.7
		E	4.99	5.01	126.7	127.2
		R	5.99	6.01	152.1	152.6
		H	0.98	1.00	25.1	25.6
		S	0.56x0.28 Nom.		14x7.1 Nom.	
Same for both circuits	7x7	M	0.36	0.38	9.14	9.65
		P	3.74	3.76	94.9	95.5
		E	6.99	7.01	177.5	178.0
		R	7.99	8.01	202.9	203.4
		H	0.98	1.00	25.1	25.6
		S	0.31x0.18 Nom.		7.9x4.7 Nom.	

## Series 504

Circuit	Size	Dim.	Inches		Millimeters	
			Min.	Max.	Min.	Max.
1Ø Bridge	5x5	K	10.5	11.0	266.7	279.4
1Ø Bridge	7x7	K	10.5	11.0	266.7	279.4
3Ø Bridge	5x5	K	15.0	15.5	381.0	393.7
3Ø Bridge	7x7	K	15.0	15.5	381.0	393.7
Same for both circuits	5x5	M	0.36	0.38	9.14	9.65
		P	2.49	2.51	63.2	63.7
		E	4.99	5.01	126.7	127.2
		R	5.99	6.01	152.1	153.6
		H	0.98	1.00	24.8	25.4
		S	0.56x0.28 Nom.		14x7.1 Nom.	
Same for both circuits	7x7	M	0.36	0.38	9.14	9.65
		P	3.74	3.76	94.9	95.5
		E	6.99	7.01	177.5	178.0
		R	7.99	8.01	202.9	203.4
		H	0.98	1.00	24.8	25.4
		S	0.56x0.28 Nom.		14x7.1 Nom.	

**Ratings – Average Circuit Output Current – Amperes**

DIODE SERIES	HEAT SINK SIZE (inches)	I <sub>FSM</sub> AMPS	AMBIENT TEMP. °C	1-PHASE 1/2 WAVE	1-PHASE CTR. TAP	1-PHASE BRIDGE	3-PHASE 1/2 WAVE	3-PHASE BRIDGE	3-PHASE CTR. TAP	3-PHASE DBL.-WYE
43	5x5x1/8	2500	40	42.0	84.0	84.0	126.0	126.0	205.4	252.0
43	5x5x1/8	2500	70	32.0	64.0	64.0	96.0	96.0	156.5	192.0
43	5x5x1/8	2500	100	24.0	48.0	48.0	72.0	72.0	117.4	144.0
43	7x7x1/8	2500	40	52.0	104.0	104.0	156.0	156.0	254.3	312.0
43	7x7x1/8	2500	70	40.0	80.0	80.0	120.0	120.0	195.6	240.0
43	7x7x1/8	2500	100	28.0	56.0	56.0	84.0	84.0	137.0	168.0

**Ratings – Average Circuit Output Current – Amperes**

DIODE SERIES	HEAT SINK SIZE (inches)	I <sub>FSM</sub> AMPS	AMBIENT TEMP. °C	1-PHASE 1/2 WAVE	1-PHASE CTR. TAP	1-PHASE BRIDGE	3-PHASE 1/2 WAVE	3-PHASE BRIDGE	3-PHASE CTR. TAP	3-PHASE DBL.-WYE
504	5x5x1/8	5500	40	62.0	124.0	124.0	186.0	186.0	303.0	372.0
504	5x5x1/8	5500	70	47.0	94.0	94.0	141.0	141.0	230.0	282.0
504	5x5x1/8	5500	100	33.0	66.0	66.0	99.0	99.0	161.0	198.0
504	7x7x1/4	5500	40	81.0	162.0	162.0	243.0	243.0	396.0	486.0
504	7x7x1/4	5500	70	63.0	126.0	126.0	189.0	189.0	308.0	378.0
504	7x7x1/4	5500	100	45.0	90.0	90.0	135.0	135.0	220.0	270.0



## Стандарт Электрон Связь

Мы молодая и активно развивающаяся компания в области поставок электронных компонентов. Мы поставляем электронные компоненты отечественного и импортного производства напрямую от производителей и с крупнейших складов мира.

Благодаря сотрудничеству с мировыми поставщиками мы осуществляем комплексные и плановые поставки широчайшего спектра электронных компонентов.

Собственная эффективная логистика и склад в обеспечивает надежную поставку продукции в точно указанные сроки по всей России.

Мы осуществляем техническую поддержку нашим клиентам и предпродажную проверку качества продукции. На все поставляемые продукты мы предоставляем гарантию .

Осуществляем поставки продукции под контролем ВП МО РФ на предприятия военно-промышленного комплекса России , а также работаем в рамках 275 ФЗ с открытием отдельных счетов в уполномоченном банке. Система менеджмента качества компании соответствует требованиям ГОСТ ISO 9001.

Минимальные сроки поставки, гибкие цены, неограниченный ассортимент и индивидуальный подход к клиентам являются основой для выстраивания долгосрочного и эффективного сотрудничества с предприятиями радиоэлектронной промышленности, предприятиями ВПК и научно-исследовательскими институтами России.

С нами вы становитесь еще успешнее!

### Наши контакты:

**Телефон:** +7 812 627 14 35

**Электронная почта:** [sales@st-electron.ru](mailto:sales@st-electron.ru)

**Адрес:** 198099, Санкт-Петербург,  
Промышленная ул, дом № 19, литера Н,  
помещение 100-Н Офис 331