Important notes about Classic Panel Mount Indicator Catalog Pages

SCROLL DOWN TO VIEW CATALOG PAGE

This catalog page is out-of-print and is used with the understanding that the information shown could be out-of-date. In many cases, part numbers shown on this page are discontinued. Most notably, many “Complete Assembly” parts, which consist of a cap and a base, can no longer be ordered by the 14-digit ordering code. To obtain these parts, please order the cap and base part numbers separately. This process provides the components contained with the original “Complete Assembly” part number.

All Dialight Classic Panel Mount Indicators need a leading 3-digit numerical series. In some cases, this catalog will show a 2-digit series. In this case, please add a leading zero. For example, 81-0211-300 becomes **0**81-0211-300.

Part numbers listed on Dialight catalog pages designate parts with Red lenses. For ordering lens colors other than red, consult the chart below. In most cases, the color is dictated by the 7th digit. For example, 095-093**2**-003 for a green cap.

Lens Colors	
1 - Red	5 - White
2 - Green	6 - Light Yellow
3 - Yellow	7 - Clear
4 - Blue	

Click here for a cross reference guide to assembly part numbers.

Click here to view Frequently Asked Questions concerning Panel Mount Indicators.

SCROLL DOWN TO VIEW CATALOG PAGE

Incandescent Indicators

TWO TERMINALS – FULLY INSULATED

T-1 3/4 MIDGET FLANGE BASE

See lamp ratings on page J.

MEET OR EXCEED ENVIRONMENTAL AND OPERATIONAL REQUIREMENTS OF MIL–L–6723 AND MIL–L–3661B

101 SERIES
108 SERIES
109 SERIES
111 SERIES
112 SERIES
134 SERIES
140 SERIES

For materials and finishes of products in this group, see preceding page.

Features

- Available for mounting FRONT or BACK of panel in 15/32" or 1/2" clearance hole; also from FRONT of panel in 15/32" or 17/32" clearance hole.
- Rugged-phenolic insulated: The socket, lamp and all connections are well insulated from the mounting bushing by means of phenolic material of military specification grade.
- Lens cap assembly unscrews from front of panel for easy replacement of the lamp. Indicators on Pages 10C – 11C have friction-fit lens caps which are also easily removed from front of panel.
- Two terminals (soldering) are provided for electrical connections.

COLORED LEGENDS
134 SERIES FLAT LENS ONLY

Colored Legends on black or gray lenses: Legends can also be furnished in "negative" or "reverse" style. That is, the legend is illuminated in white or other color while the background remains opaque black or gray. To specify **black** or **gray** lens, change the first two digits of the code block preceding the last dash in the catalog number. To obtain black lens, use **"57"**; to obtain gray lens, use **"58"**.
Examples: 134–3830–**5752**–201 (black);
134–5030–**5875**–201 (gray)

■ Specify translucent colors as follows: Red–0351...Green–0352... Yellow (amber) –0373...Blue–0374...White–0375...Light Yellow–0376

How to designate the Three Digit Part Number Suffix (–XXX)

Finish	Resistor	Hardware
1 – white nickel	0 – none	1 – brass
2 – black nickel		3 – water tight on face of panel
3 – polished chrome		

Example: 101-3830-0931-201 (Black nickel finish, no resistor, brass hardware)
101-3830-0931-203 (same, water tight)

Lens Colors

1–Red	5–White translucent
2–Green*	6–Light yellow
3–Yellow (amber)	7–Clear colorless
4–Blue*	

*Not recommended with Neon Glow Lamps.

The digit before the last dash in the part number designates the lens color. When color other than red is desired, change this digit to a figure noted above. Example: 101-5030-0936-201

Part numbers listed in this catalog designate products with RED lens. For ordering lens colors other than red, consult chart above.

Order complete with lamp to be assured of receiving the indicator light and correct lamp together for immediate use.

Part numbers shown in gray are normally in inventory at your Dialight Distributor.

BASE PART NUMBERS

CAP PART NUMBERS

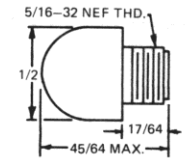

STOVEPIPE
101-0931
transparent
101-0971
translucent

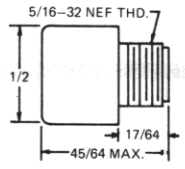

CYLINDRICAL
140-1431
transparent
140-1471
translucent

For legends on flat faced lens, see page P.

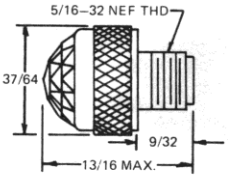

FACETED
134-2131-200
unfrosted

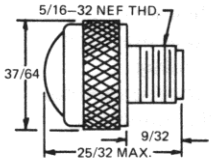

CONVEX
134-0131-200
unfrosted
134-0111-200
back frosted

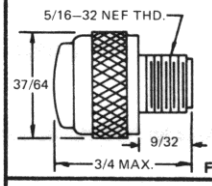

ROTATABLE LENS FLAT
134-0331-200
transparent
■ 134-0351-200
translucent

For legends on flat faced lens, see page P.

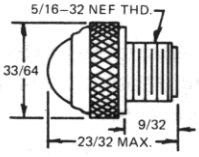

NON-DIMMING TYPES
CONVEX
111-0131-200
unfrosted
111-0111-200
back frosted

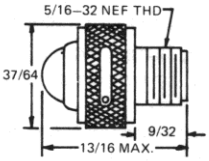

DIMMER TYPES
CONVEX
Complete Blackout
108-0131-200
unfrosted
108-0111-200
back frosted
Semi-Blackout
109-0131-200
unfrosted
109-0111-200
back frosted
Polaroid
112-0131-200
unfrosted
112-0111-200
back frosted

FRONT OR BACK MOUNTING with MOVABLE FLANGE	FRONT MOUNTING with FIXED FLANGE	FRONT MOUNTING with FIXED FLANGE
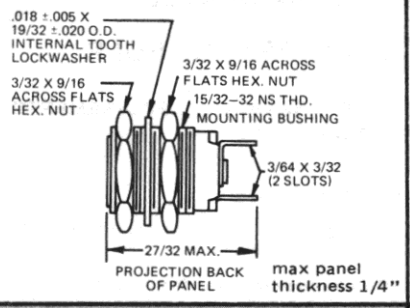	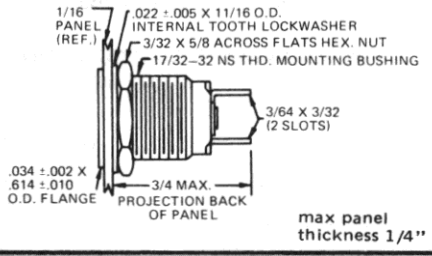	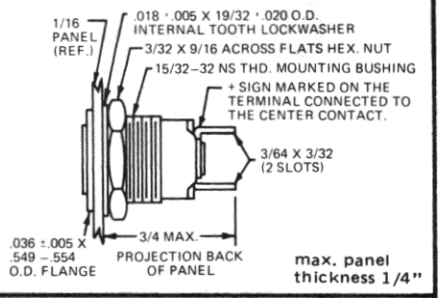
101-3830-09-201	101-5030-09-201	101-8430-09-201
COMPLETE ASSEMBLY PART NUMBERS		
101-3830-0931-201 101-3830-0971-201	101-5030-0931-201 101-5030-0971-201	101-8430-0931-201 101-8430-0971-201
140-3830-1431-201 140-3830-1471-201	140-5030-1431-201 140-5030-1471-201	140-8430-1431-201 140-8430-1471-201
134-3830-2131-201	134-5030-2131-201	134-8430-2131-201
134-3830-0131-201 134-3830-0111-201	134-5030-0131-201 134-5030-0111-201	134-8430-0131-201 134-8430-0111-201
134-3830-0331-201 ■ 134-3830-0351-201	134-5030-0331-201 ■ 134-5030-0351-201	134-8430-0331-201 ■ 134-8430-0351-201
111-3830-0131-201 111-3830-0111-201	111-5030-0131-201 111-5030-0111-201	111-8430-0131-201 111-8430-0111-201
108-3830-0131-201 108-3830-0111-201	108-5030-0131-201 108-5030-0111-201	108-8430-0131-201 108-8430-0111-201
109-3830-0131-201 109-3830-0111-201	109-5030-0131-201 109-5030-0111-201	109-8430-0131-201 109-8430-0111-201
112-3830-0131-201 112-3830-0111-201	112-5030-0131-201 112-5030-0111-201	112-8430-0131-201 112-8430-0111-201

Мы молодая и активно развивающаяся компания в области поставок электронных компонентов. Мы поставляем электронные компоненты отечественного и импортного производства напрямую от производителей и с крупнейших складов мира.

Благодаря сотрудничеству с мировыми поставщиками мы осуществляем комплексные и плановые поставки широчайшего спектра электронных компонентов.

Собственная эффективная логистика и склад в обеспечивает надежную поставку продукции в точно указанные сроки по всей России.

Мы осуществляем техническую поддержку нашим клиентам и предпродажную проверку качества продукции. На все поставляемые продукты мы предоставляем гарантию .

Осуществляем поставки продукции под контролем ВП МО РФ на предприятия военно-промышленного комплекса России , а также работаем в рамках 275 ФЗ с открытием отдельных счетов в уполномоченном банке. Система менеджмента качества компании соответствует требованиям ГОСТ ISO 9001.

Минимальные сроки поставки, гибкие цены, неограниченный ассортимент и индивидуальный подход к клиентам являются основой для выстраивания долгосрочного и эффективного сотрудничества с предприятиями радиоэлектронной промышленности, предприятиями ВПК и научно-исследовательскими институтами России.

С нами вы становитесь еще успешнее!

Наши контакты:

Телефон: +7 812 627 14 35

Электронная почта: sales@st-electron.ru

Адрес: 198099, Санкт-Петербург, Промышленная ул, дом № 19, литера Н, помещение 100-Н Офис 331