


TCJ Series



Tantalum Solid Electrolytic Chip Capacitors with Conductive Polymer Electrode



FEATURES

- Conductive polymer electrode reduces ignition failure mode
- Lower ESR
- 3x reflow 260°C compatible
- CV range: 0.47-470µF / 2.5-125V
- 16 case sizes available

APPLICATIONS

- Smart phone, Tablets, Notebook, LCD TV, Power supplies



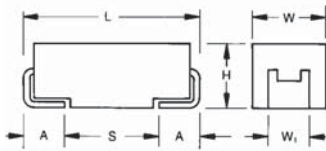
Elektra Award 2010



LEAD-FREE
LEAD-FREE COMPATIBLE
COMPONENT



RoHS
COMPLIANT



CASE DIMENSIONS: millimeters (inches)

| Code | EIA Code | EIA Metric | L±0.20 (0.008) | W+0.20 (0.008) -0.10 (0.004) | H+0.20 (0.008) -0.10 (0.004) | W ₁ ±0.20 (0.008) | A+0.30 (0.012) -0.20 (0.008) | S Min. |
|------|----------|------------|----------------|------------------------------|------------------------------|------------------------------|------------------------------|--------------|
| A | 1206 | 3216-18 | 3.20 (0.126) | 1.60 (0.063) | 1.60 (0.063) | 1.20 (0.047) | 0.80 (0.031) | 1.10 (0.043) |
| B | 1210 | 3528-21 | 3.50 (0.138) | 2.80 (0.110) | 1.90 (0.075) | 2.20 (0.087) | 0.80 (0.031) | 1.40 (0.055) |
| C | 2312 | 6032-28 | 6.00 (0.236) | 3.20 (0.126) | 2.60 (0.102) | 2.20 (0.087) | 1.30 (0.051) | 2.90 (0.114) |
| D | 2917 | 7343-31 | 7.30 (0.287) | 4.30 (0.169) | 2.90 (0.114) | 2.40 (0.094) | 1.30 (0.051) | 4.40 (0.173) |
| E | 2917 | 7343-43 | 7.30 (0.287) | 4.30 (0.169) | 4.10 (0.162) | 2.40 (0.094) | 1.30 (0.051) | 4.40 (0.173) |
| G | 1206 | 3216-15 | 3.20 (0.126) | 1.60 (0.063) | 1.50 (0.059) max | 1.20 (0.047) | 0.80 (0.031) | 1.10 (0.043) |
| H | 1210 | 3528-15 | 3.50 (0.138) | 2.80 (0.110) | 1.50 (0.059) max | 2.20 (0.087) | 0.80 (0.031) | 1.40 (0.055) |
| K | 1206 | 3216-10 | 3.20 (0.126) | 1.60 (0.063) | 1.00 (0.039) max | 1.20 (0.047) | 0.80 (0.031) | 1.10 (0.043) |
| N | 0805 | 2012-10 | 2.05 (0.081) | 1.30 (0.051) | 1.00 (0.039) max | 1.00 (0.039) | 0.50 (0.020) | 0.85 (0.033) |
| P | 0805 | 2012-15 | 2.05 (0.081) | 1.35 (0.050) | 1.50 (0.059) max | 1.00±0.10 (0.039±0.004) | 0.50 (0.020) | 0.85 (0.033) |
| R | 0805 | 2012-12 | 2.05 (0.081) | 1.30 (0.051) | 1.20 (0.047) max | 1.00±0.10 (0.039±0.004) | 0.50 (0.020) | 0.85 (0.033) |
| S | 1206 | 3216-12 | 3.20 (0.126) | 1.60 (0.063) | 1.20 (0.047) max | 1.20 (0.047) | 0.80 (0.031) | 1.10 (0.043) |
| T | 1210 | 3528-12 | 3.50 (0.138) | 2.80 (0.110) | 1.20 (0.047) max | 2.20 (0.087) | 0.80 (0.031) | 1.40 (0.055) |
| V | 2924 | 7361-38 | 7.30 (0.287) | 6.10 (0.240) | 3.55 (0.140) | 3.10 (0.120) | 1.30 (0.051) | 4.40 (0.173) |
| W | 2312 | 6032-15 | 6.00 (0.236) | 3.20 (0.126) | 1.50 (0.059) max | 2.20 (0.087) | 1.30 (0.051) | 2.90 (0.114) |
| Y | 2917 | 7343-20 | 7.30 (0.287) | 4.30 (0.169) | 2.00 (0.079) max | 2.40 (0.094) | 1.30 (0.051) | 4.40 (0.173) |

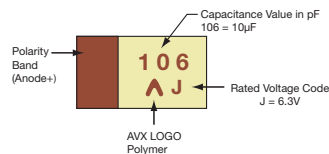
W1 dimension applies to the termination width for A dimensional area only.

MARKING

A, B, C, D, E, G, H, K, S, T, V, W, Y CASE



N, P, R CASE



HOW TO ORDER

| TCJ | A | 226 | M | 004 | R | 0300 |
|------|-----------------|--|-----------|--|---|-----------|
| Type | Case Size | Capacitance Code | Tolerance | Rated DC Voltage | Packaging | ESR in mΩ |
| | See table above | pF code: 1st two digits represent significant figures, 3rd digit represents multiplier (number of zeros to follow) | M = ±20% | 002 = 2.5Vdc 004 = 4Vdc 006 = 6.3Vdc 010 = 10Vdc 016 = 16Vdc 020 = 20Vdc 025 = 25Vdc | R = Pure Tin 7" Reel S = Pure Tin 13" Reel | |
| | | | | 035 = 35Vdc 050 = 50Vdc 063 = 63Vdc 075 = 75Vdc 100 = 100Vdc 125 = 125Vdc | | |

TECHNICAL SPECIFICATIONS (Common for all TCJ series)

| | |
|-------------------------------|--|
| Technical Data: | All technical data relate to an ambient temperature of +25°C |
| Capacitance Tolerance: | ±20% |
| Leakage Current DCL: | 0.1CV |
| Reliability: | 1% per 1000 hours at 85°C, V _R with 0.1Ω/V series impedance, 60% confidence level |
| Resistance to soldering heat: | 3x260°C peak for max. 10s reflow |



TCJ Series



Tantalum Solid Electrolytic Chip Capacitors with Conductive Polymer Electrode

CAPACITANCE AND RATED VOLTAGE RANGE (LETTER DENOTES CASE SIZE)

| Cap | | Rated Voltage DC (V _R) to 85°C | | | | | | | | | | | | |
|------|------|--|---|--|----------------------------------|--------------------------------|----------------|--------------------------------------|-----------------------------------|---------------------|----------------------|---------|----------|----------|
| μF | Code | 2.5V (e) | 4V (G) | 6.3V (J) | 10V (A) | 16V (C) | 20V (D) | 25V (E) | 35V (V) | 50V (T) | 63V (J) | 75V (P) | 100V (A) | 125V (B) |
| 0.47 | 474 | | | | | | | | | | | | | B(400) |
| 0.68 | 684 | | | | | | | | | B(400) | B(300) | | | |
| 1.0 | 105 | | | | | | | N* P(500) | A(250)* | A* B(300) | B(300) C(300) | | | |
| 1.5 | 155 | | | | | | | | B(200) | B(300) C(300) | C(300) | | | |
| 2.2 | 225 | | | | | | | | B(200) | C(300) | C(200) | | | |
| 3.3 | 335 | | | | | | | | B(200) | C(200) | C(200) | | | D(250) |
| 4.7 | 475 | | | | K(500) R(500) | | | B(150) | B(200) C(200) | C(200) | C(200) D(120) | D(150) | D(250) | |
| 6.8 | 685 | | | | | A(200) | | B(90,150) | C(200) | C(200) D(120) | D(120) E(100,150) | D(120) | V(250) | |
| 10 | 106 | | | A(300) N(250,500) R(500) | A(300) | A(200) B(200) T(150,200) | | B(90,150) | B(200) C(200) Y(70) | D(120) E(70,100) | E(100,150) | | | |
| 15 | 156 | | A(300) | A(300) | A(200) | B(150) | | B(100,150) Y(70,90,200)* | C(200) D(70,100) W*, Y(70)* | E(70,100) | | | | |
| 22 | 226 | | A(300) | A(300), K(400) N(500), R(500) S(400), T(150) | B(300) T(70,150) | B(150) | Y(70) | B(150), C(100) D(60,100) Y(70) | D(70,100) Y(70)* | | | | | |
| 33 | 336 | | A(300) | A(200) B(70,200) T(150) | B(70,200) C(100) T(70,150) | Y(45,60,70) | Y(70) | D(60,100) Y(60,70,100) | D(70,100) E(55,70) | | | | | |
| 47 | 476 | | A(200) T(80) | A(200), B(70) K(150,200,400) P(500), R(500) T(55,70,80,120) | B(70) C(100) | Y(45,70) | D(55) Y(70) | D(60,100) E(50) | E(55) | | | | | |
| 68 | 686 | A(250) | A(250) B(70) T(80) | B(55,70) C(100) T(200), W(70) | D(45,55) Y(45,55) | D(50) Y(50) | D(55) E(45) | E(50) | | | | | | |
| 100 | 107 | A(200) B(70) | A(200) B(70) G(300) T(150) | A(70)* B(45,69,70) T(70,200) | D(45,55) Y(25,45,55) | D(50), E(40) Y(50) | D(55) E(45) | E(80) | | | | | | |
| 150 | 157 | B(70) | B(70), Y(25,45) | B(35,45,69,70) D(15,40) H(200), W(40,70) Y(15,25,40) | D(25,40,45,55) Y(25,40,45,55) | E(40) | | | | | | | | |
| 220 | 227 | A(35)* B(35,45,70) | B(35,45,60,70) D(15,40) Y(15,25,40) | B(70,200) D(25,35,40,50) W(100)* Y(25,35,40,50) | D(25,40,50) Y(25,40,50) | | | | | | | | | |
| 330 | 337 | B(35,45,70) Y(25,40) | D(25,40,50) Y(25,40,50) | D(25,40,50) Y(25,40,50) | | | | | | | | | | |
| 470 | 477 | D(25,40,50) Y(25,40,50) | D(25,40,50) Y(25,40,50) | | | | | | | | | | | |

Available Ratings, (ESR ratings in mOhms in brackets)

Engineering samples - please contact manufacturer

*Codes under development – subject to change

Note: Voltage ratings are minimum values. AVX reserves the right to supply higher ratings in the same case size, to the same reliability standards.



TCJ Series



Tantalum Solid Electrolytic Chip Capacitors with Conductive Polymer Electrode

RATINGS & PART NUMBER REFERENCE

| AVX Part No. | Case Size | Cap (µF) | Rated Voltage (V) | Rated Temp. (°C) | Category Voltage (V) | Category Temp. (°C) | DCL (µA) Max. | DF % Max. | ESR Max. (mΩ) @ 100kHz | MSL | 100kHz RMS Current (mA) | | | | Product Category |
|------------------------|-----------|----------|-------------------|------------------|----------------------|---------------------|---------------|-----------|------------------------|-----|-------------------------|------|-------|-------|------------------|
| | | | | | | | | | | | 25°C | 85°C | 105°C | 125°C | |
| 2.5 Volt @ 85°C | | | | | | | | | | | | | | | |
| TCJA686M002#0250 | A | 68 | 2.5 | 85 | 2 | 105 | 17.0 | 6 | 250 | 3 | 600 | 400 | 300 | - | 105°C |
| TCJA107M002#0200 | A | 100 | 2.5 | 85 | 2 | 105 | 25.0 | 6 | 200 | 3 | 700 | 500 | 300 | - | 105°C |
| TCJB107M002#0070 | B | 100 | 2.5 | 85 | 1.7 | 125 | 25.0 | 6 | 70 | 3 | 1300 | 900 | 600 | 300 | 125°C |
| TCJB157M002#0070 | B | 150 | 2.5 | 85 | 2 | 105 | 37.5 | 6 | 70 | 3 | 1300 | 900 | 600 | - | 105°C |
| TCJB227M002#0035 | B | 220 | 2.5 | 85 | 2 | 105 | 55 | 8 | 35 | 3 | 1900 | 1300 | 900 | - | 105°C |
| TCJB227M002#0045 | B | 220 | 2.5 | 85 | 2 | 105 | 55 | 8 | 45 | 3 | 1700 | 1200 | 800 | - | 105°C |
| TCJB227M002#0070 | B | 220 | 2.5 | 85 | 2 | 105 | 55 | 8 | 70 | 3 | 1300 | 900 | 600 | - | 105°C |
| TCJB337M002#0035 | B | 330 | 2.5 | 85 | 2 | 105 | 82.5 | 8 | 35 | 3 | 1900 | 1300 | 900 | - | 105°C |
| TCJB337M002#0045 | B | 330 | 2.5 | 85 | 2 | 105 | 82.5 | 8 | 45 | 3 | 1700 | 1200 | 800 | - | 105°C |
| TCJB337M002#0070 | B | 330 | 2.5 | 85 | 2 | 105 | 82.5 | 8 | 70 | 3 | 1300 | 900 | 600 | - | 105°C |
| TCJY337M002#0025 | Y | 330 | 2.5 | 85 | 2 | 105 | 82.5 | 6 | 25 | 3 | 2700 | 1900 | 1200 | - | 105°C |
| TCJY337M002#0040 | Y | 330 | 2.5 | 85 | 2 | 105 | 82.5 | 6 | 40 | 3 | 2200 | 1500 | 1000 | - | 105°C |
| TCJD477M002#0025 | D | 470 | 2.5 | 85 | 2 | 105 | 117.5 | 6 | 25 | 3 | 3000 | 2100 | 1400 | - | 105°C |
| TCJD477M002#0040 | D | 470 | 2.5 | 85 | 2 | 105 | 117.5 | 6 | 40 | 3 | 2400 | 1700 | 1100 | - | 105°C |
| TCJD477M002#0050 | D | 470 | 2.5 | 85 | 2 | 105 | 117.5 | 6 | 50 | 3 | 2100 | 1500 | 900 | - | 105°C |
| TCJY477M002#0025 | Y | 470 | 2.5 | 85 | 2 | 105 | 117.5 | 6 | 25 | 3 | 2700 | 1900 | 1200 | - | 105°C |
| TCJY477M002#0040 | Y | 470 | 2.5 | 85 | 2 | 105 | 117.5 | 6 | 40 | 3 | 2200 | 1500 | 1000 | - | 105°C |
| TCJY477M002#0050 | Y | 470 | 2.5 | 85 | 2 | 105 | 117.5 | 6 | 50 | 3 | 1900 | 1300 | 900 | - | 105°C |
| 4 Volt @ 85°C | | | | | | | | | | | | | | | |
| TCJA156M004#0300 | A | 15 | 4 | 85 | 2.7 | 125 | 6.0 | 6 | 300 | 3 | 600 | 400 | 300 | 200 | 125°C |
| TCJA226M004#0300 | A | 22 | 4 | 85 | 2.7 | 125 | 8.8 | 6 | 300 | 3 | 600 | 400 | 300 | 200 | 125°C |
| TCJA336M004#0300 | A | 33 | 4 | 85 | 2.7 | 125 | 13.2 | 6 | 300 | 3 | 600 | 400 | 300 | 200 | 125°C |
| TCJA476M004#0200 | A | 47 | 4 | 85 | 3.2 | 105 | 18.8 | 6 | 200 | 3 | 700 | 500 | 300 | - | 105°C |
| TCJT476M004#0080 | T | 47 | 4 | 85 | 3.2 | 105 | 18.8 | 8 | 80 | 3 | 1200 | 800 | 500 | - | 105°C |
| TCJA686M004#0250 | A | 68 | 4 | 85 | 3.2 | 105 | 27.2 | 6 | 250 | 3 | 600 | 400 | 300 | - | 105°C |
| TCJB686M004#0070 | B | 68 | 4 | 85 | 2.7 | 125 | 27.2 | 6 | 70 | 3 | 1300 | 900 | 600 | 300 | 125°C |
| TCJT686M004#0080 | T | 68 | 4 | 85 | 3.2 | 105 | 27.2 | 8 | 80 | 3 | 1100 | 800 | 500 | - | 105°C |
| TCJA107M004#0200 | A | 100 | 4 | 85 | 3.2 | 105 | 40.0 | 6 | 200 | 3 | 700 | 500 | 300 | - | 105°C |
| TCJB107M004#0070 | B | 100 | 4 | 85 | 2.7 | 125 | 40.0 | 8 | 70 | 3 | 1300 | 900 | 600 | 300 | 125°C |
| TCJG107M004#0300 | G | 100 | 4 | 85 | 3.2 | 105 | 40.0 | 10 | 300 | 3 | 600 | 400 | 300 | - | 105°C |
| TCJT107M004#0150 | T | 100 | 4 | 85 | 3.2 | 105 | 40.0 | 8 | 150 | 3 | 800 | 600 | 400 | - | 105°C |
| TCJB157M004#0070 | B | 150 | 4 | 85 | 3.2 | 105 | 60.0 | 6 | 70 | 3 | 1300 | 900 | 600 | - | 105°C |
| TCJY157M004#0025 | Y | 150 | 4 | 85 | 3.2 | 105 | 60.0 | 6 | 25 | 3 | 2700 | 1900 | 1200 | - | 105°C |
| TCJY157M004#0045 | Y | 150 | 4 | 85 | 3.2 | 105 | 60.0 | 6 | 45 | 3 | 2000 | 1400 | 900 | - | 105°C |
| TCJB227M004#0035 | B | 220 | 4 | 85 | 3.2 | 105 | 88.0 | 10 | 35 | 3 | 1900 | 1300 | 900 | - | 105°C |
| TCJB227M004#0045 | B | 220 | 4 | 85 | 3.2 | 105 | 88.0 | 10 | 45 | 3 | 1700 | 1200 | 800 | - | 105°C |
| TCJB227M004#0060 | B | 220 | 4 | 85 | 3.2 | 105 | 88.0 | 10 | 60 | 3 | 1500 | 1100 | 700 | - | 105°C |
| TCJB227M004#0070 | B | 220 | 4 | 85 | 3.2 | 105 | 88.0 | 10 | 70 | 3 | 1300 | 900 | 600 | - | 105°C |
| TCJD227M004#0015 | D | 220 | 4 | 105 | 4 | 105 | 88.0 | 6 | 15 | 3 | 3700 | 2600 | 1700 | - | 105°C |
| TCJD227M004#0040 | D | 220 | 4 | 105 | 4 | 105 | 88.0 | 6 | 40 | 3 | 2300 | 1600 | 1000 | - | 105°C |
| TCJY227M004#0015 | Y | 220 | 4 | 105 | 4 | 105 | 88.0 | 6 | 15 | 3 | 3500 | 2500 | 1600 | - | 105°C |
| TCJY227M004#0025 | Y | 220 | 4 | 85 | 3.2 | 105 | 88.0 | 6 | 25 | 3 | 2700 | 1900 | 1200 | - | 105°C |
| TCJY227M004#0040 | Y | 220 | 4 | 85 | 3.2 | 105 | 88.0 | 6 | 40 | 3 | 2200 | 1500 | 1000 | - | 105°C |
| TCJD337M004#0025 | D | 330 | 4 | 85 | 3.2 | 105 | 132 | 6 | 25 | 3 | 3000 | 2100 | 1400 | - | 105°C |
| TCJD337M004#0040 | D | 330 | 4 | 85 | 3.2 | 105 | 132 | 6 | 40 | 3 | 2400 | 1700 | 1100 | - | 105°C |
| TCJD337M004#0050 | D | 330 | 4 | 85 | 3.2 | 105 | 132 | 6 | 50 | 3 | 2100 | 1500 | 900 | - | 105°C |
| TCJY337M004#0025 | Y | 330 | 4 | 85 | 3.2 | 105 | 132 | 6 | 25 | 3 | 2700 | 1900 | 1200 | - | 105°C |
| TCJY337M004#0040 | Y | 330 | 4 | 85 | 3.2 | 105 | 132 | 6 | 40 | 3 | 2200 | 1500 | 1000 | - | 105°C |
| TCJY337M004#0050 | Y | 330 | 4 | 85 | 3.2 | 105 | 132 | 6 | 50 | 3 | 1900 | 1300 | 900 | - | 105°C |
| TCJD477M004#0025 | D | 470 | 4 | 85 | 3.2 | 105 | 188 | 6 | 25 | 3 | 3000 | 2100 | 1400 | - | 105°C |
| TCJD477M004#0040 | D | 470 | 4 | 85 | 3.2 | 105 | 188 | 6 | 40 | 3 | 2400 | 1700 | 1100 | - | 105°C |
| TCJD477M004#0050 | D | 470 | 4 | 85 | 3.2 | 105 | 188 | 6 | 50 | 3 | 2100 | 1500 | 900 | - | 105°C |
| TCJY477M004#0025 | Y | 470 | 4 | 85 | 3.2 | 105 | 188 | 6 | 25 | 3 | 2700 | 1900 | 1200 | - | 105°C |
| TCJY477M004#0040 | Y | 470 | 4 | 85 | 3.2 | 105 | 188 | 6 | 40 | 3 | 2200 | 1500 | 1000 | - | 105°C |
| TCJY477M004#0050 | Y | 470 | 4 | 85 | 3.2 | 105 | 188 | 6 | 50 | 3 | 1900 | 1300 | 900 | - | 105°C |
| 6.3 Volt @ 85°C | | | | | | | | | | | | | | | |
| TCJA106M006#0300 | A | 10 | 6.3 | 85 | 4 | 125 | 6.0 | 6 | 300 | 3 | 600 | 400 | 300 | 200 | 125°C |
| TCJN106M006#0250 | N | 10 | 6.3 | 85 | 5 | 105 | 6.0 | 6 | 250 | 3 | 600 | 400 | 300 | - | 105°C |
| TCJN106M006#0500 | N | 10 | 6.3 | 85 | 5 | 105 | 6.0 | 6 | 500 | 3 | 400 | 300 | 200 | - | 105°C |
| TCJR106M006#0500 | R | 10 | 6.3 | 85 | 5 | 105 | 6.0 | 6 | 500 | 3 | 400 | 300 | 200 | - | 105°C |
| TCJA156M006#0300 | A | 15 | 6.3 | 85 | 4 | 125 | 9.0 | 6 | 300 | 3 | 600 | 400 | 300 | 200 | 125°C |
| TCJA226M006#0300 | A | 22 | 6.3 | 85 | 4 | 125 | 13.2 | 6 | 300 | 3 | 600 | 400 | 300 | 200 | 125°C |
| TCJK226M006#0400 | K | 22 | 6.3 | 85 | 5 | 105 | 13.2 | 8 | 400 | 3 | 500 | 400 | 200 | - | 105°C |
| TCJN226M006#0500 | N | 22 | 6.3 | 85 | 5 | 105 | 13.2 | 10 | 500 | 3 | 400 | 300 | 200 | - | 105°C |

Moisture Sensitivity Level (MSL) is defined according to J-STD-020.

All technical data relates to an ambient temperature of +25°C. Capacitance and DF are measured at 120Hz, 0.5RMS with DC bias of 2.2 volts. DCL is measured at rated voltage after 5 minutes.

ESR allowed to move up to 1.25 times catalog limit post mounting.

For typical weight and composition see page 162.

NOTE: AVX reserves the right to supply a higher voltage rating or tighter tolerance part in the same case size, to the same reliability standards.



TCJ Series



Tantalum Solid Electrolytic Chip Capacitors with Conductive Polymer Electrode

RATINGS & PART NUMBER REFERENCE

| AVX Part No. | Case Size | Cap (µF) | Rated Voltage (V) | Rated Temp. (°C) | Category Voltage (V) | Category Temp. (°C) | DCL (µA) Max. | DF % Max. | ESR Max. (mΩ) @ 100kHz | MSL | 100kHz RMS Current (mA) | | | | Product Category |
|-----------------------|-----------|----------|-------------------|------------------|----------------------|---------------------|---------------|-----------|------------------------|-----|-------------------------|------|-------|-------|------------------|
| | | | | | | | | | | | 25°C | 85°C | 105°C | 125°C | |
| TCJR226M006#0500 | R | 22 | 6.3 | 85 | 5 | 105 | 13.2 | 10 | 500 | 3 | 400 | 300 | 200 | - | 105°C |
| TCJS226M006#0400 | S | 22 | 6.3 | 85 | 5 | 105 | 13.2 | 8 | 400 | 3 | 500 | 400 | 200 | - | 105°C |
| TCJT226M006#0150 | T | 22 | 6.3 | 85 | 5 | 105 | 13.2 | 6 | 150 | 3 | 800 | 600 | 400 | - | 105°C |
| TCJA336M006#0200 | A | 33 | 6.3 | 85 | 5 | 105 | 19.8 | 6 | 200 | 3 | 700 | 500 | 300 | - | 105°C |
| TCJB336M006#0070 | B | 33 | 6.3 | 85 | 4 | 125 | 19.8 | 6 | 70 | 3 | 1300 | 900 | 600 | 300 | 125°C |
| TCJB336M006#0200 | B | 33 | 6.3 | 85 | 4 | 125 | 19.8 | 6 | 200 | 3 | 800 | 600 | 400 | 200 | 125°C |
| TCJT336M006#0150 | T | 33 | 6.3 | 85 | 5 | 105 | 19.8 | 8 | 150 | 3 | 800 | 600 | 400 | - | 105°C |
| TCJA476M006#0200 | A | 47 | 6.3 | 85 | 5 | 105 | 28.2 | 6 | 200 | 3 | 700 | 500 | 300 | - | 105°C |
| TCJB476M006#0070 | B | 47 | 6.3 | 85 | 4 | 125 | 28.2 | 6 | 70 | 3 | 1300 | 900 | 600 | 300 | 125°C |
| TCJK476M006#0150 | K | 47 | 6.3 | 85 | 5 | 105 | 28.2 | 6 | 150 | 3 | 800 | 600 | 400 | - | 105°C |
| TCJK476M006#0200 | K | 47 | 6.3 | 85 | 5 | 105 | 28.2 | 6 | 200 | 3 | 700 | 500 | 300 | - | 105°C |
| TCJK476M006#0400 | K | 47 | 6.3 | 85 | 5 | 105 | 28.2 | 6 | 400 | 3 | 500 | 400 | 200 | - | 105°C |
| TCJP476M006#0500 | P | 47 | 6.3 | 85 | 5 | 105 | 28.2 | 10 | 500 | 3 | 400 | 300 | 200 | - | 105°C |
| TCJA476M006#0500 | R | 47 | 6.3 | 85 | 5 | 105 | 28.2 | 10 | 500 | 3 | 400 | 300 | 200 | - | 105°C |
| TCJB476M006#0055 | T | 47 | 6.3 | 85 | 5 | 105 | 28.2 | 8 | 55 | 3 | 1300 | 900 | 600 | - | 105°C |
| TCJT476M006#0070 | T | 47 | 6.3 | 85 | 5 | 105 | 28.2 | 8 | 70 | 3 | 1200 | 800 | 500 | - | 105°C |
| TCJT476M006#0080 | T | 47 | 6.3 | 85 | 5 | 105 | 28.2 | 8 | 80 | 3 | 1100 | 800 | 500 | - | 105°C |
| TCJT476M006#0120 | T | 47 | 6.3 | 85 | 5 | 105 | 28.2 | 8 | 120 | 3 | 900 | 600 | 400 | - | 105°C |
| TCJB686M006#0055 | B | 68 | 6.3 | 85 | 4 | 125 | 40.8 | 8 | 55 | 3 | 1500 | 1100 | 700 | 400 | 125°C |
| TCJB686M006#0070 | B | 68 | 6.3 | 85 | 4 | 125 | 40.8 | 8 | 70 | 3 | 1300 | 900 | 600 | 300 | 125°C |
| TCJC686M006#0100 | C | 68 | 6.3 | 85 | 4 | 125 | 40.8 | 6 | 100 | 3 | 1300 | 900 | 600 | 300 | 125°C |
| TCJT686M006#0200 | T | 68 | 6.3 | 85 | 5 | 105 | 40.8 | 8 | 200 | 3 | 700 | 500 | 300 | - | 105°C |
| TCJW686M006#0070 | W | 68 | 6.3 | 85 | 4 | 125 | 40.8 | 8 | 70 | 3 | 1400 | 1000 | 600 | 400 | 125°C |
| TCJB107M006#0045 | B | 100 | 6.3 | 85 | 5 | 105 | 60.0 | 10 | 45 | 3 | 1700 | 1200 | 800 | - | 105°C |
| TCJB107M006#0069 | B | 100 | 6.3 | 85 | 5 | 105 | 60.0 | 10 | 69 | 3 | 1300 | 900 | 600 | - | 105°C |
| TCJB107M006#0070 | B | 100 | 6.3 | 85 | 5 | 105 | 60.0 | 10 | 70 | 3 | 1300 | 900 | 600 | - | 105°C |
| TCJT107M006#0070 | T | 100 | 6.3 | 85 | 5 | 105 | 60.0 | 10 | 70 | 3 | 1200 | 800 | 500 | - | 105°C |
| TCJT107M006#0200 | T | 100 | 6.3 | 85 | 5 | 105 | 60.0 | 10 | 200 | 3 | 700 | 500 | 300 | - | 105°C |
| TCJB157M006#0035 | B | 150 | 6.3 | 85 | 5 | 105 | 90.0 | 10 | 35 | 3 | 1900 | 1300 | 900 | - | 105°C |
| TCJB157M006#0045 | B | 150 | 6.3 | 85 | 5 | 105 | 90.0 | 10 | 45 | 3 | 1900 | 1300 | 900 | - | 105°C |
| TCJB157M006#0069 | B | 150 | 6.3 | 85 | 5 | 105 | 90.0 | 10 | 69 | 3 | 1300 | 900 | 600 | - | 105°C |
| TCJB157M006#0070 | B | 150 | 6.3 | 85 | 5 | 105 | 90.0 | 10 | 70 | 3 | 1300 | 900 | 600 | - | 105°C |
| TCJD157M006#0015 | D | 150 | 6.3 | 105 | 6 | 105 | 90.0 | 6 | 15 | 3 | 3700 | 2600 | 1700 | - | 105°C |
| TCJD157M006#0040 | D | 150 | 6.3 | 105 | 6 | 105 | 90.0 | 6 | 40 | 3 | 2300 | 1600 | 1000 | - | 105°C |
| TCJH157M006#0200 | H | 150 | 6.3 | 85 | 5 | 105 | 90.0 | 6 | 200 | 3 | 700 | 500 | 300 | - | 105°C |
| TCJW157M006#0040 | W | 150 | 6.3 | 85 | 5 | 105 | 90.0 | 6 | 40 | 3 | 1800 | 1300 | 800 | - | 105°C |
| TCJW157M006#0070 | W | 150 | 6.3 | 85 | 5 | 105 | 90.0 | 6 | 70 | 3 | 1400 | 1000 | 600 | - | 105°C |
| TCJY157M006#0015 | Y | 150 | 6.3 | 105 | 6 | 105 | 90.0 | 6 | 15 | 3 | 3500 | 2500 | 1600 | - | 105°C |
| TCJY157M006#0025 | Y | 150 | 6.3 | 85 | 5 | 105 | 90.0 | 6 | 25 | 3 | 2700 | 1900 | 1200 | - | 105°C |
| TCJY157M006#0040 | Y | 150 | 6.3 | 85 | 5 | 105 | 90.0 | 6 | 40 | 3 | 2200 | 1500 | 1000 | - | 105°C |
| TCJB227M006#0070 | B | 220 | 6.3 | 85 | 5 | 105 | 132.0 | 10 | 70 | 3 | 1300 | 900 | 600 | - | 105°C |
| TCJB227M006#0200 | B | 220 | 6.3 | 85 | 5 | 105 | 132.0 | 10 | 200 | 3 | 800 | 600 | 400 | - | 105°C |
| TCJD227M006#0025 | D | 220 | 6.3 | 85 | 5 | 105 | 132.0 | 6 | 25 | 3 | 3000 | 2100 | 1400 | - | 105°C |
| TCJD227M006#0035 | D | 220 | 6.3 | 85 | 5 | 105 | 132.0 | 6 | 35 | 3 | 2500 | 1800 | 1100 | - | 105°C |
| TCJD227M006#0040 | D | 220 | 6.3 | 85 | 5 | 105 | 132.0 | 6 | 40 | 3 | 2400 | 1700 | 1100 | - | 105°C |
| TCJD227M006#0050 | D | 220 | 6.3 | 85 | 5 | 105 | 132.0 | 6 | 50 | 3 | 2100 | 1500 | 900 | - | 105°C |
| TCJY227M006#0025 | Y | 220 | 6.3 | 85 | 5 | 105 | 132.0 | 6 | 25 | 3 | 2700 | 1900 | 1200 | - | 105°C |
| TCJY227M006#0035 | Y | 220 | 6.3 | 85 | 5 | 105 | 132.0 | 6 | 35 | 3 | 2300 | 1600 | 1000 | - | 105°C |
| TCJY227M006#0040 | Y | 220 | 6.3 | 85 | 5 | 105 | 132.0 | 6 | 40 | 3 | 2200 | 1500 | 1000 | - | 105°C |
| TCJY227M006#0050 | Y | 220 | 6.3 | 85 | 5 | 105 | 132.0 | 6 | 50 | 3 | 1900 | 1300 | 900 | - | 105°C |
| TCJD337M006#0025 | D | 330 | 6.3 | 85 | 5 | 105 | 198 | 6 | 25 | 3 | 3000 | 2100 | 1400 | - | 105°C |
| TCJD337M006#0040 | D | 330 | 6.3 | 85 | 5 | 105 | 198 | 6 | 40 | 3 | 2400 | 1700 | 1100 | - | 105°C |
| TCJD337M006#0050 | D | 330 | 6.3 | 85 | 5 | 105 | 198 | 6 | 50 | 3 | 2100 | 1500 | 900 | - | 105°C |
| TCJY337M006#0025 | Y | 330 | 6.3 | 85 | 5 | 105 | 198 | 12 | 25 | 3 | 2700 | 1900 | 1200 | - | 105°C |
| TCJY337M006#0040 | Y | 330 | 6.3 | 85 | 5 | 105 | 198 | 12 | 40 | 3 | 2200 | 1500 | 1000 | - | 105°C |
| TCJY337M006#0050 | Y | 330 | 6.3 | 85 | 5 | 105 | 198 | 12 | 50 | 3 | 1900 | 1300 | 900 | - | 105°C |
| 10 Volt @ 85°C | | | | | | | | | | | | | | | |
| TCJK475M010#0500 | K | 4.7 | 10 | 85 | 8 | 105 | 4.7 | 6 | 500 | 3 | 400 | 300 | 200 | - | 105°C |
| TCJR475M010#0500 | R | 4.7 | 10 | 85 | 8 | 105 | 4.7 | 6 | 500 | 3 | 400 | 300 | 200 | - | 105°C |
| TCJA106M010#0300 | A | 10 | 10 | 85 | 7 | 125 | 10.0 | 6 | 300 | 3 | 600 | 400 | 300 | 200 | 125°C |
| TCJA156M010#0200 | A | 15 | 10 | 85 | 7 | 125 | 15.0 | 6 | 200 | 3 | 700 | 500 | 300 | 200 | 125°C |
| TCJB226M010#0300 | B | 22 | 10 | 85 | 7 | 125 | 22.0 | 6 | 300 | 3 | 600 | 400 | 300 | 200 | 125°C |
| TCJT226M010#0070 | T | 22 | 10 | 85 | 8 | 105 | 22.0 | 6 | 70 | 3 | 1200 | 800 | 500 | - | 105°C |
| TCJT226M010#0150 | T | 22 | 10 | 85 | 8 | 105 | 22.0 | 6 | 150 | 3 | 800 | 600 | 400 | - | 105°C |
| TCJB336M010#0070 | B | 33 | 10 | 85 | 7 | 125 | 33.0 | 6 | 70 | 3 | 1300 | 900 | 600 | 300 | 125°C |
| TCJB336M010#0200 | B | 33 | 10 | 85 | 7 | 125 | 33.0 | 6 | 200 | 3 | 800 | 600 | 400 | 200 | 125°C |
| TCJC336M010#0100 | C | 33 | 10 | 85 | 7 | 125 | 33.0 | 6 | 100 | 3 | 1300 | 900 | 600 | 300 | 125°C |

Moisture Sensitivity Level (MSL) is defined according to J-STD-020.

All technical data relates to an ambient temperature of +25°C. Capacitance and DF are measured at 120Hz, 0.5RMS with DC bias of 2.2 volts. DCL is measured at rated voltage after 5 minutes.

ESR allowed to move up to 1.25 times catalog limit post mounting.

For typical weight and composition see page 162.

NOTE: AVX reserves the right to supply a higher voltage rating or tighter tolerance part in the same case size, to the same reliability standards.



TCJ Series



Tantalum Solid Electrolytic Chip Capacitors with Conductive Polymer Electrode

RATINGS & PART NUMBER REFERENCE

| AVX Part No. | Case Size | Cap (µF) | Rated Voltage (V) | Rated Temp. (°C) | Category Voltage (V) | Category Temp. (°C) | DCL (µA) Max. | DF % Max. | ESR Max. (mΩ) @ 100kHz | MSL | 100kHz RMS Current (mA) | | | | Product Category |
|-----------------------|-----------|----------|-------------------|------------------|----------------------|---------------------|---------------|-----------|------------------------|-----|-------------------------|------|-------|-------|------------------|
| | | | | | | | | | | | 25°C | 85°C | 105°C | 125°C | |
| TCJT336M010#0070 | T | 33 | 10 | 85 | 8 | 105 | 33.0 | 6 | 70 | 3 | 1200 | 800 | 500 | - | 105°C |
| TCJT336M010#0150 | T | 33 | 10 | 85 | 8 | 105 | 33.0 | 6 | 150 | 3 | 800 | 600 | 400 | - | 105°C |
| TCJB476M010#0070 | B | 47 | 10 | 85 | 8 | 105 | 47.0 | 6 | 70 | 3 | 1300 | 900 | 600 | - | 105°C |
| TCJC476M010#0100 | C | 47 | 10 | 85 | 7 | 125 | 47.0 | 6 | 100 | 3 | 1300 | 900 | 600 | 300 | 125°C |
| TCJD686M010#0045 | D | 68 | 10 | 85 | 8 | 105 | 68 | 6 | 45 | 3 | 2200 | 1500 | 1000 | - | 105°C |
| TCJD686M010#0055 | D | 68 | 10 | 85 | 8 | 105 | 68 | 6 | 55 | 3 | 2000 | 1400 | 900 | - | 105°C |
| TCJY686M010#0045 | Y | 68 | 10 | 85 | 8 | 105 | 68 | 6 | 45 | 3 | 2000 | 1400 | 900 | - | 105°C |
| TCJY686M010#0055 | Y | 68 | 10 | 85 | 8 | 105 | 68 | 6 | 55 | 3 | 1800 | 1300 | 800 | - | 105°C |
| TCJD107M010#0045 | D | 100 | 10 | 85 | 8 | 105 | 100 | 6 | 45 | 3 | 2200 | 1500 | 1000 | - | 105°C |
| TCJD107M010#0055 | D | 100 | 10 | 85 | 8 | 105 | 100 | 6 | 55 | 3 | 2000 | 1400 | 900 | - | 105°C |
| TCJY107M010#0025 | Y | 100 | 10 | 85 | 8 | 105 | 100 | 6 | 25 | 3 | 2700 | 1900 | 1200 | - | 105°C |
| TCJY107M010#0045 | Y | 100 | 10 | 85 | 8 | 105 | 100 | 6 | 45 | 3 | 2000 | 1400 | 900 | - | 105°C |
| TCJY107M010#0055 | Y | 100 | 10 | 85 | 8 | 105 | 100 | 6 | 55 | 3 | 1800 | 1300 | 800 | - | 105°C |
| TCJD157M010#0025 | D | 150 | 10 | 85 | 8 | 105 | 150 | 6 | 25 | 3 | 3000 | 2100 | 1400 | - | 105°C |
| TCJD157M010#0040 | D | 150 | 10 | 85 | 8 | 105 | 150 | 6 | 40 | 3 | 2400 | 1700 | 1100 | - | 105°C |
| TCJD157M010#0045 | D | 150 | 10 | 85 | 8 | 105 | 150 | 6 | 45 | 3 | 2200 | 1500 | 1000 | - | 105°C |
| TCJD157M010#0055 | D | 150 | 10 | 85 | 8 | 105 | 150 | 6 | 55 | 3 | 2000 | 1400 | 900 | - | 105°C |
| TCJY157M010#0025 | Y | 150 | 10 | 85 | 8 | 105 | 150 | 6 | 25 | 3 | 2700 | 1900 | 1200 | - | 105°C |
| TCJY157M010#0040 | Y | 150 | 10 | 85 | 8 | 105 | 150 | 6 | 40 | 3 | 2200 | 1500 | 1000 | - | 105°C |
| TCJY157M010#0045 | Y | 150 | 10 | 85 | 8 | 105 | 150 | 6 | 45 | 3 | 2000 | 1400 | 900 | - | 105°C |
| TCJY157M010#0055 | Y | 150 | 10 | 85 | 8 | 105 | 150 | 6 | 55 | 3 | 1800 | 1300 | 800 | - | 105°C |
| TCJD227M010#0025 | D | 220 | 10 | 85 | 8 | 105 | 220 | 6 | 25 | 3 | 3000 | 2100 | 1400 | - | 105°C |
| TCJD227M010#0040 | D | 220 | 10 | 85 | 8 | 105 | 220 | 6 | 40 | 3 | 2400 | 1700 | 1100 | - | 105°C |
| TCJD227M010#0050 | D | 220 | 10 | 85 | 8 | 105 | 220 | 6 | 50 | 3 | 2100 | 1500 | 900 | - | 105°C |
| TCJY227M010#0025 | Y | 220 | 10 | 85 | 8 | 105 | 220 | 6 | 25 | 3 | 2700 | 1900 | 1200 | - | 105°C |
| TCJY227M010#0040 | Y | 220 | 10 | 85 | 8 | 105 | 220 | 6 | 40 | 3 | 2200 | 1500 | 1000 | - | 105°C |
| TCJY227M010#0050 | Y | 220 | 10 | 85 | 8 | 105 | 220 | 6 | 50 | 3 | 1900 | 1300 | 900 | - | 105°C |
| 16 Volt @ 85°C | | | | | | | | | | | | | | | |
| TCJA685M016#0200 | A | 6.8 | 16 | 85 | 10 | 125 | 10.9 | 6 | 200 | 3 | 700 | 500 | 300 | 200 | 125°C |
| TCJA106M016#0200 | A | 10 | 16 | 85 | 10 | 125 | 16.0 | 6 | 200 | 3 | 700 | 500 | 300 | 200 | 125°C |
| TCJB106M016#0200 | B | 10 | 16 | 85 | 10 | 125 | 16.0 | 6 | 200 | 3 | 800 | 600 | 400 | 200 | 125°C |
| TCJT106M016#0150 | T | 10 | 16 | 85 | 10 | 125 | 16.0 | 6 | 150 | 3 | 800 | 600 | 400 | 200 | 125°C |
| TCJT106M016#0200 | T | 10 | 16 | 85 | 10 | 125 | 16.0 | 6 | 200 | 3 | 700 | 500 | 300 | 200 | 125°C |
| TCJB156M016#0150 | B | 15 | 16 | 85 | 10 | 125 | 24.0 | 6 | 150 | 3 | 900 | 600 | 400 | 200 | 125°C |
| TCJB226M016#0150 | B | 22 | 16 | 85 | 10 | 125 | 35.2 | 6 | 150 | 3 | 900 | 600 | 400 | 200 | 125°C |
| TCJY336M016#0045 | Y | 33 | 16 | 105 | 16 | 105 | 52.8 | 6 | 45 | 3 | 2000 | 1400 | 900 | - | 105°C |
| TCJY336M016#0060 | Y | 33 | 16 | 105 | 16 | 105 | 52.8 | 6 | 60 | 3 | 1800 | 1300 | 800 | - | 105°C |
| TCJY336M016#0070 | Y | 33 | 16 | 105 | 16 | 105 | 52.8 | 6 | 70 | 3 | 1600 | 1100 | 700 | - | 105°C |
| TCJY476M016#0045 | Y | 47 | 16 | 105 | 16 | 105 | 75.2 | 6 | 45 | 3 | 2000 | 1400 | 900 | - | 105°C |
| TCJY476M016#0070 | Y | 47 | 16 | 105 | 16 | 105 | 75.2 | 6 | 70 | 3 | 1600 | 1100 | 700 | - | 105°C |
| TCJD686M016#0050 | D | 68 | 16 | 105 | 16 | 105 | 108.8 | 6 | 50 | 3 | 2100 | 1500 | 900 | - | 105°C |
| TCJY686M016#0050 | Y | 68 | 16 | 105 | 16 | 105 | 108.8 | 6 | 50 | 3 | 1900 | 1300 | 900 | - | 105°C |
| TCJD107M016#0050 | D | 100 | 16 | 105 | 16 | 105 | 160.0 | 6 | 50 | 3 | 2100 | 1500 | 900 | - | 105°C |
| TCJE107M016#0040 | E | 100 | 16 | 105 | 16 | 105 | 160.0 | 6 | 40 | 3 | 2500 | 1800 | 1100 | - | 105°C |
| TCJY107M016#0050 | Y | 100 | 16 | 105 | 16 | 105 | 160.0 | 6 | 50 | 3 | 1900 | 1300 | 900 | - | 105°C |
| TCJE157M016#0040 | E | 150 | 16 | 105 | 16 | 105 | 240.0 | 6 | 40 | 3 | 2500 | 1800 | 1100 | - | 105°C |
| 20 Volt @ 85°C | | | | | | | | | | | | | | | |
| TCJY226M020#0070 | Y | 22 | 20 | 105 | 20 | 105 | 44.0 | 6 | 70 | 3 | 1600 | 1100 | 700 | - | 105°C |
| TCJY336M020#0070 | Y | 33 | 20 | 105 | 20 | 105 | 66.0 | 6 | 70 | 3 | 1600 | 1100 | 700 | - | 105°C |
| TCJD476M020#0055 | D | 47 | 20 | 105 | 20 | 105 | 94.0 | 6 | 55 | 3 | 2000 | 1400 | 900 | - | 105°C |
| TCJY476M020#0070 | Y | 47 | 20 | 105 | 20 | 105 | 94.0 | 6 | 70 | 3 | 1600 | 1100 | 700 | - | 105°C |
| TCJD686M020#0055 | D | 68 | 20 | 85 | 16 | 105 | 136.0 | 6 | 55 | 3 | 2000 | 1400 | 900 | - | 105°C |
| TCJE686M020#0045 | E | 68 | 20 | 105 | 20 | 105 | 136.0 | 6 | 45 | 3 | 2400 | 1700 | 1100 | - | 105°C |
| TCJD107M020#0055 | D | 100 | 20 | 85 | 16 | 105 | 200.0 | 6 | 55 | 3 | 2000 | 1400 | 900 | - | 105°C |
| TCJE107M020#0045 | E | 100 | 20 | 85 | 16 | 105 | 200.0 | 6 | 45 | 3 | 2400 | 1700 | 1100 | - | 105°C |
| 25 Volt @ 85°C | | | | | | | | | | | | | | | |
| TCJP105M025#0500 | P | 1.0 | 25 | 105 | 25 | 105 | 2.5 | 6 | 500 | 3 | 400 | 300 | 200 | - | 105°C |
| TCJB475M025#0150 | B | 4.7 | 25 | 85 | 20 | 105 | 11.8 | 6 | 150 | 3 | 900 | 600 | 400 | - | 105°C |
| TCJB685M025#0090 | B | 6.8 | 25 | 105 | 25 | 105 | 17.0 | 6 | 90 | 3 | 1100 | 800 | 500 | - | 105°C |
| TCJB685M025#0150 | B | 6.8 | 25 | 85 | 20 | 105 | 17.0 | 6 | 150 | 3 | 900 | 600 | 400 | - | 105°C |
| TCJB106M025#0090 | B | 10 | 25 | 105 | 25 | 105 | 25.0 | 6 | 90 | 3 | 1100 | 800 | 500 | - | 105°C |
| TCJB106M025#0150 | B | 10 | 25 | 105 | 25 | 105 | 25.0 | 6 | 150 | 3 | 900 | 600 | 400 | - | 105°C |
| TCJB156M025#0100 | B | 15 | 25 | 105 | 25 | 105 | 37.5 | 6 | 100 | 3 | 1100 | 800 | 500 | - | 105°C |
| TCJB156M025#0150 | B | 15 | 25 | 105 | 25 | 105 | 37.5 | 6 | 150 | 3 | 900 | 600 | 400 | - | 105°C |
| TCJY156M025#0090 | Y | 15 | 25 | 105 | 25 | 105 | 37.5 | 6 | 90 | 3 | 1400 | 1000 | 600 | - | 105°C |

Moisture Sensitivity Level (MSL) is defined according to J-STD-020.

All technical data relates to an ambient temperature of +25°C. Capacitance and DF are measured at 120Hz, 0.5RMS with DC bias of 2.2 volts. DCL is measured at rated voltage after 5 minutes.

ESR allowed to move up to 1.25 times catalog limit post mounting.

For typical weight and composition see page 162.

NOTE: AVX reserves the right to supply a higher voltage rating or tighter tolerance part in the same case size, to the same reliability standards.



TCJ Series



Tantalum Solid Electrolytic Chip Capacitors with Conductive Polymer Electrode

RATINGS & PART NUMBER REFERENCE

| AVX Part No. | Case Size | Cap (µF) | Rated Voltage (V) | Rated Temp. (°C) | Category Voltage (V) | Category Temp. (°C) | DCL (µA) Max. | DF % Max. | ESR Max. (mΩ) @ 100kHz | MSL | 100kHz RMS Current (mA) | | | | Product Category |
|-----------------------|-----------|----------|-------------------|------------------|----------------------|---------------------|---------------|-----------|------------------------|-----|-------------------------|------|-------|-------|------------------|
| | | | | | | | | | | | 25°C | 85°C | 105°C | 125°C | |
| TCJB226M025#0150 | B | 22 | 25 | 85 | 20 | 105 | 55.0 | 6 | 150 | 3 | 900 | 600 | 400 | - | 105°C |
| TCJC226M025#0100 | C | 22 | 25 | 85 | 20 | 105 | 55.0 | 6 | 100 | 3 | 1300 | 900 | 600 | - | 105°C |
| TCJD226M025#0060 | D | 22 | 25 | 85 | 20 | 105 | 55.0 | 6 | 60 | 3 | 1900 | 1300 | 900 | - | 105°C |
| TCJD226M025#0100 | D | 22 | 25 | 85 | 20 | 105 | 55.0 | 6 | 100 | 3 | 1500 | 1100 | 700 | - | 105°C |
| TCJY226M025#0070 | Y | 22 | 25 | 85 | 20 | 105 | 55.0 | 6 | 70 | 3 | 1600 | 1100 | 700 | - | 105°C |
| TCJD336M025#0060 | D | 33 | 25 | 105 | 25 | 105 | 82.5 | 6 | 60 | 3 | 1900 | 1300 | 900 | - | 105°C |
| TCJD336M025#0100 | D | 33 | 25 | 105 | 25 | 105 | 82.5 | 6 | 100 | 3 | 1500 | 1100 | 700 | - | 105°C |
| TCJY336M025#0060 | Y | 33 | 25 | 105 | 25 | 105 | 82.5 | 6 | 60 | 3 | 1800 | 1300 | 800 | - | 105°C |
| TCJY336M025#0070 | Y | 33 | 25 | 105 | 25 | 105 | 82.5 | 6 | 70 | 3 | 1600 | 1100 | 700 | - | 105°C |
| TCJY336M025#0100 | Y | 33 | 25 | 105 | 25 | 105 | 82.5 | 6 | 100 | 3 | 1400 | 1000 | 600 | - | 105°C |
| TCJD476M025#0060 | D | 47 | 25 | 85 | 20 | 105 | 117.5 | 6 | 60 | 3 | 1900 | 1300 | 900 | - | 105°C |
| TCJD476M025#0100 | D | 47 | 25 | 85 | 20 | 105 | 117.5 | 6 | 100 | 3 | 1500 | 1100 | 700 | - | 105°C |
| TCJE476M025#0050 | E | 47 | 25 | 85 | 20 | 105 | 117.5 | 6 | 50 | 3 | 2300 | 1600 | 1000 | - | 105°C |
| TCJE686M025#0050 | E | 68 | 25 | 85 | 20 | 105 | 170.0 | 6 | 50 | 3 | 2300 | 1600 | 1000 | - | 105°C |
| TCJE107M025#0080 | E | 100 | 25 | 105 | 25 | 105 | 250.0 | 6 | 80 | 3 | 1800 | 1300 | 800 | - | 105°C |
| 35 Volt @ 85°C | | | | | | | | | | | | | | | |
| TCJB155M035#0200 | B | 1.5 | 35 | 105 | 35 | 105 | 5.3 | 6 | 200 | 3 | 800 | 600 | 400 | - | 105°C |
| TCJB225M035#0200 | B | 2.2 | 35 | 85 | 28 | 105 | 7.7 | 6 | 200 | 3 | 800 | 600 | 400 | - | 105°C |
| TCJB335M035#0200 | B | 3.3 | 35 | 85 | 28 | 105 | 11.6 | 6 | 200 | 3 | 800 | 600 | 400 | - | 105°C |
| TCJB475M035#0200 | B | 4.7 | 35 | 85 | 28 | 105 | 16.5 | 6 | 200 | 3 | 800 | 600 | 400 | - | 105°C |
| TCJC475M035#0200 | C | 4.7 | 35 | 85 | 28 | 105 | 16.5 | 6 | 200 | 3 | 900 | 600 | 400 | - | 105°C |
| TCJC685M035#0200 | C | 6.8 | 35 | 85 | 28 | 105 | 23.8 | 6 | 200 | 3 | 900 | 600 | 400 | - | 105°C |
| TCJB106M035#0200 | B | 10 | 35 | 85 | 28 | 105 | 35.0 | 6 | 200 | 3 | 800 | 600 | 400 | - | 105°C |
| TCJC106M035#0200 | C | 10 | 35 | 85 | 28 | 105 | 35.0 | 6 | 200 | 3 | 900 | 600 | 400 | - | 105°C |
| TCJY106M035#0070 | Y | 10 | 35 | 105 | 35 | 105 | 35.0 | 6 | 70 | 3 | 1600 | 1100 | 700 | - | 105°C |
| TCJC156M035#0200 | C | 15 | 35 | 85 | 28 | 105 | 52.5 | 6 | 200 | 3 | 900 | 600 | 400 | - | 105°C |
| TCJD156M035#0070 | D | 15 | 35 | 85 | 28 | 105 | 52.5 | 6 | 70 | 3 | 1700 | 1200 | 800 | - | 105°C |
| TCJD156M035#0100 | D | 15 | 35 | 85 | 28 | 105 | 52.5 | 6 | 100 | 3 | 1500 | 1100 | 700 | - | 105°C |
| TCJD226M035#0070 | D | 22 | 35 | 105 | 35 | 105 | 77.0 | 6 | 70 | 3 | 1700 | 1200 | 800 | - | 105°C |
| TCJD226M035#0100 | D | 22 | 35 | 105 | 35 | 105 | 77.0 | 6 | 100 | 3 | 1500 | 1100 | 700 | - | 105°C |
| TCJD336M035#0070 | D | 33 | 35 | 85 | 28 | 105 | 115.5 | 6 | 70 | 3 | 1700 | 1200 | 800 | - | 105°C |
| TCJD336M035#0100 | D | 33 | 35 | 85 | 28 | 105 | 115.5 | 6 | 100 | 3 | 1500 | 1100 | 700 | - | 105°C |
| TCJE336M035#0055 | E | 33 | 35 | 85 | 28 | 105 | 115.5 | 6 | 55 | 3 | 2100 | 1500 | 900 | - | 105°C |
| TCJE336M035#0070 | E | 33 | 35 | 85 | 28 | 105 | 115.5 | 6 | 70 | 3 | 1900 | 1300 | 900 | - | 105°C |
| TCJE476M035#0055 | E | 47 | 35 | 85 | 28 | 105 | 164.5 | 6 | 55 | 3 | 2100 | 1500 | 900 | - | 105°C |
| 50 Volt @ 85°C | | | | | | | | | | | | | | | |
| TCJB684M050#0400 | B | 0.68 | 50 | 85 | 40 | 105 | 3.4 | 6 | 400 | 3 | 600 | 400 | 300 | - | 105°C |
| TCJB105M050#0300 | B | 1.0 | 50 | 85 | 40 | 105 | 5.0 | 6 | 300 | 3 | 600 | 400 | 300 | - | 105°C |
| TCJB155M050#0300 | B | 1.5 | 50 | 85 | 40 | 105 | 7.5 | 6 | 300 | 3 | 600 | 400 | 300 | - | 105°C |
| TCJC155M050#0300 | C | 1.5 | 50 | 85 | 40 | 105 | 7.5 | 6 | 300 | 3 | 800 | 600 | 400 | - | 105°C |
| TCJC225M050#0300 | C | 2.2 | 50 | 85 | 40 | 105 | 11.0 | 6 | 300 | 3 | 800 | 600 | 400 | - | 105°C |
| TCJC335M050#0200 | C | 3.3 | 50 | 85 | 40 | 105 | 16.5 | 8 | 200 | 3 | 900 | 600 | 400 | - | 105°C |
| TCJC475M050#0200 | C | 4.7 | 50 | 85 | 40 | 105 | 23.5 | 8 | 200 | 3 | 900 | 600 | 400 | - | 105°C |
| TCJC685M050#0200 | C | 6.8 | 50 | 85 | 40 | 105 | 34.0 | 8 | 200 | 3 | 900 | 600 | 400 | - | 105°C |
| TCJD685M050#0120 | D | 6.8 | 50 | 85 | 40 | 105 | 34.0 | 10 | 120 | 3 | 1400 | 1000 | 600 | - | 105°C |
| TCJD106M050#0120 | D | 10 | 50 | 85 | 40 | 105 | 50.0 | 10 | 120 | 3 | 1400 | 1000 | 600 | - | 105°C |
| TCJE106M050#0070 | E | 10 | 50 | 85 | 40 | 105 | 50.0 | 6 | 70 | 3 | 1900 | 1300 | 900 | - | 105°C |
| TCJE106M050#0100 | E | 10 | 50 | 85 | 40 | 105 | 50.0 | 6 | 100 | 3 | 1600 | 1100 | 700 | - | 105°C |
| TCJE156M050#0070 | E | 15 | 50 | 85 | 40 | 105 | 75.0 | 6 | 70 | 3 | 1900 | 1300 | 900 | - | 105°C |
| TCJE156M050#0100 | E | 15 | 50 | 85 | 40 | 105 | 75.0 | 6 | 100 | 3 | 1600 | 1100 | 700 | - | 105°C |
| 63 Volt @ 85°C | | | | | | | | | | | | | | | |
| TCJB474M063#0400 | B | 0.47 | 63 | 85 | 50 | 105 | 3.0 | 8 | 400 | 3 | 600 | 400 | 300 | - | 105°C |
| TCJB684M063#0300 | B | 0.68 | 63 | 85 | 50 | 105 | 4.3 | 8 | 300 | 3 | 600 | 400 | 300 | - | 105°C |
| TCJB105M063#0300 | B | 1.0 | 63 | 85 | 50 | 105 | 6.3 | 8 | 300 | 3 | 600 | 400 | 300 | - | 105°C |
| TCJC105M063#0300 | C | 1.0 | 63 | 85 | 50 | 105 | 6.3 | 6 | 300 | 3 | 800 | 600 | 400 | - | 105°C |
| TCJC155M063#0300 | C | 1.5 | 63 | 85 | 50 | 105 | 9.5 | 6 | 300 | 3 | 800 | 600 | 400 | - | 105°C |
| TCJC225M063#0200 | C | 2.2 | 63 | 85 | 50 | 105 | 13.9 | 6 | 200 | 3 | 900 | 600 | 400 | - | 105°C |
| TCJC335M063#0200 | C | 3.3 | 63 | 85 | 50 | 105 | 20.8 | 6 | 200 | 3 | 900 | 600 | 400 | - | 105°C |
| TCJC475M063#0200 | C | 4.7 | 63 | 85 | 50 | 105 | 29.6 | 6 | 200 | 3 | 900 | 600 | 400 | - | 105°C |
| TCJD475M063#0120 | D | 4.7 | 63 | 85 | 50 | 105 | 29.6 | 6 | 120 | 3 | 1400 | 1000 | 600 | - | 105°C |
| TCJD685M063#0120 | D | 6.8 | 63 | 85 | 50 | 105 | 42.8 | 6 | 120 | 3 | 1400 | 1000 | 600 | - | 105°C |
| TCJE685M063#0100 | E | 6.8 | 63 | 85 | 50 | 105 | 42.8 | 6 | 100 | 3 | 1600 | 1100 | 700 | - | 105°C |
| TCJE685M063#0150 | E | 6.8 | 63 | 85 | 50 | 105 | 42.8 | 6 | 150 | 3 | 1300 | 900 | 600 | - | 105°C |
| TCJE106M063#0100 | E | 10 | 63 | 85 | 50 | 105 | 63.0 | 6 | 100 | 3 | 1600 | 1100 | 700 | - | 105°C |
| TCJE106M063#0150 | E | 10 | 63 | 85 | 50 | 105 | 63.0 | 6 | 150 | 3 | 1300 | 900 | 600 | - | 105°C |

Moisture Sensitivity Level (MSL) is defined according to J-STD-020.

All technical data relates to an ambient temperature of +25°C. Capacitance and DF are measured at 120Hz, 0.5RMS with DC bias of 2.2 volts. DCL is measured at rated voltage after 5 minutes.

ESR allowed to move up to 1.25 times catalog limit post mounting.

For typical weight and composition see page 162.

NOTE: AVX reserves the right to supply a higher voltage rating or tighter tolerance part in the same case size, to the same reliability standards.



TCJ Series



Tantalum Solid Electrolytic Chip Capacitors with Conductive Polymer Electrode

RATINGS & PART NUMBER REFERENCE

| AVX Part No. | Case Size | Cap (µF) | Rated Voltage (V) | Rated Temp. (°C) | Category Voltage (V) | Category Temp. (°C) | DCL (µA) Max. | DF % Max. | ESR Max. (mΩ) @ 100kHz | MSL | 100kHz RMS Current (mA) | | | | Product Category |
|------------------------|-----------|----------|-------------------|------------------|----------------------|---------------------|---------------|-----------|------------------------|-----|-------------------------|------|-------|-------|------------------|
| | | | | | | | | | | | 25°C | 85°C | 105°C | 125°C | |
| 75 Volt @ 85°C | | | | | | | | | | | | | | | |
| TCJD475M075#0150 | D | 4.7 | 75 | 85 | 60 | 105 | 35.3 | 6 | 150 | 3 | 1200 | 800 | 500 | - | 105°C |
| TCJD685M075#0120 | D | 6.8 | 75 | 85 | 60 | 105 | 51.0 | 6 | 120 | 3 | 1400 | 1000 | 600 | - | 105°C |
| 100 Volt @ 85°C | | | | | | | | | | | | | | | |
| TCJD475M100#0250 | D | 4.7 | 100 | 85 | 80 | 105 | 47.0 | 8 | 250 | 3 | 900 | 600 | 400 | - | 105°C |
| TCJV685M100#0250 | V | 6.8 | 100 | 85 | 80 | 105 | 68.0 | 8 | 250 | 3 | 1200 | 800 | 500 | - | 105°C |
| 125 Volt @ 85°C | | | | | | | | | | | | | | | |
| TCJD335M125#0250 | D | 3.3 | 125 | 85 | 100 | 105 | 41.2 | 8 | 250 | 3 | 900 | 600 | 400 | - | 105°C |

Moisture Sensitivity Level (MSL) is defined according to J-STD-020.

All technical data relates to an ambient temperature of +25°C. Capacitance and DF are measured at 120Hz, 0.5RMS with DC bias of 2.2 volts. DCL is measured at rated voltage after 5 minutes.

ESR allowed to move up to 1.25 times catalog limit post mounting.

For typical weight and composition see page 162.

NOTE: AVX reserves the right to supply a higher voltage rating or tighter tolerance part in the same case size, to the same reliability standards.

PRODUCT CATEGORY 125°C

| TEST | 125°C series (Temperature range -55°C to +125°C) | | | | | | | | | | |
|-----------------------|--|---------------|---------------|--------------------|----------------------------------|-----------|-------|-----------|----------|-------|--|
| | Condition | | | Characteristics | | | | | | | |
| Endurance | Determine after application of rated voltage for 2000 +48/-0 hours at 85±2°C and then leaving 1-2 hours at room temperature. Also determine of 125°C temperature, category voltage for 2000 +48/-0 hours and then leaving 1-2 hours at room temperature. Power supply impedance to be ≤3Ω. | | | Visual examination | no visible damage | | | | | | |
| | | | | DCL | 1.25 x initial limit | | | | | | |
| | | | | ΔC/C | within +20/-30% of initial value | | | | | | |
| | | | | DF | 1.5 x initial limit | | | | | | |
| | | | | ESR | 2 x initial limit | | | | | | |
| Storage Life | 125°C, 0V, 2000h | | | Visual examination | no visible damage | | | | | | |
| | | | | DCL | 2 x initial limit | | | | | | |
| | | | | ΔC/C | within ±20% of initial value | | | | | | |
| | | | | DF | 1.5 x initial limit | | | | | | |
| | | | | ESR | 2 x initial limit | | | | | | |
| Humidity | Determine after storage without applied voltage at 65±2°C and 95±2% relative humidity for 500 hours and then recovery 1- 2 hours at room temperature. | | | Visual examination | no visible damage | | | | | | |
| | | | | DCL | 3 x initial limit | | | | | | |
| | | | | ΔC/C | within +30/-20% of initial value | | | | | | |
| | | | | DF | 1.5 x initial limit | | | | | | |
| | | | | ESR | 2 x initial limit | | | | | | |
| Temperature Stability | Step | Temperature°C | Duration(min) | | | | | | | | |
| | 1 | +20±2 | 15 | | | | | | | | |
| | 2 | -55+0/-3 | 15 | DCL | +20°C | -55°C | +20°C | +85°C | +125°C | +20°C | |
| | 3 | +20±2 | 15 | | IL* | n/a | IL* | 10 x IL* | 12.5xIL* | IL* | |
| | 4 | +85+3/-0 | 15 | ΔC/C | n/a | +0/-20% | ±5% | +20/-0% | +30/-0% | ±5% | |
| | 5 | +125+3/-0 | 15 | DF | | | | | | | |
| | 6 | +20±2 | 15 | | IL* | 1.5 x IL* | IL* | 1.5 x IL* | 2xIL* | IL* | |
| Surge Voltage | Test temperature: 125°C+3/0°C Test voltage: Category voltage at 125°C Surge voltage: 1.3 x category voltage at 125°C Series protection resistance 1000±100Ω Discharge resistance: 1000Ω Number of cycles: 1000x Cycle duration: 6 min; 30 sec charge, 5 min 30 sec discharge | | | Visual examination | no visible damage | | | | | | |
| | | | | DCL | initial limit | | | | | | |
| | | | | ΔC/C | within +20/-30% of initial value | | | | | | |
| | | | | DF | 1.25 x initial limit | | | | | | |

*Initial Limit

Tantalum Solid Electrolytic Chip Capacitors with Conductive Polymer Electrode

PRODUCT CATEGORY 105°C

| TEST | 105°C series (Temperature range -55°C to +105°C) | | | | | | | | | |
|-----------------------|--|---------------|---------------|----------------------------|----------------------------------|-----------|-------|-----------|----------|-----|
| | Condition | | | Characteristics | | | | | | |
| Endurance | Determine after application of rated voltage for 2000 +48/-0 hours at 85±2°C and then leaving 1-2 hours at room temperature. Also determine after application of 105°C temperature, category voltage for 2000 +48/-0 hours and then leaving 1-2 hours at room temperature. Power supply impedance to be ≤3Ω. | | | Visual examination | no visible damage | | | | | |
| | | | | DCL | 1.25 x initial limit | | | | | |
| | | | | ΔC/C | within +20/-30% of initial value | | | | | |
| | | | | DF | 1.5 x initial limit | | | | | |
| | | | | ESR | 2 x initial limit | | | | | |
| Storage Life | 105°C, 0V, 2000h | | | Visual examination | no visible damage | | | | | |
| | | | | DCL (V _R ≤ 75V) | 1.25 x initial limit | | | | | |
| | | | | DCL (V _R > 75V) | 2 x initial limit | | | | | |
| | | | | ΔC/C | within ±20% of initial value | | | | | |
| | | | | DF | 1.5 x initial limit | | | | | |
| | | | | ESR | 2 x initial limit | | | | | |
| Humidity | Determine after storage without applied voltage at 65±2°C and 95±2% relative humidity for 500 hours and then recovery 1- 2 hours at room temperature. | | | Visual examination | no visible damage | | | | | |
| | | | | DCL | 3 x initial limit | | | | | |
| | | | | ΔC/C | within +30/-20% of initial value | | | | | |
| | | | | DF | 1.5 x initial limit | | | | | |
| | | | | ESR | 2 x initial limit | | | | | |
| Temperature Stability | Step | Temperature°C | Duration(min) | | | | | | | |
| | 1 | +20±2 | 15 | +20°C | -55°C | +20°C | +85°C | +105°C | +20°C | |
| | 2 | -55+0/-3 | 15 | DCL | IL* | n/a | IL* | 10 x IL* | 12.5xIL* | IL* |
| | 3 | +20±2 | 15 | ΔC/C | n/a | +0/-20% | ±5% | +20/-0% | +30/-0% | ±5% |
| | 4 | +85+3/-0 | 15 | DF | IL* | 1.5 x IL* | IL* | 1.5 x IL* | 2xIL* | IL* |
| | 5 | +105+3/-0 | 15 | | | | | | | |
| 6 | +20±2 | 15 | | | | | | | | |
| Surge Voltage | Test temperature: 105°C+3/0°C Test voltage: Category voltage at 105°C Surge voltage: 1.3 x category voltage at 105°C Series protection resistance 1000±100Ω Discharge resistance: 1000Ω Number of cycles: 1000x Cycle duration: 6 min; 30 sec charge, 5 min 30 sec discharge | | | Visual examination | no visible damage | | | | | |
| | | | | DCL | initial limit | | | | | |
| | | | | ΔC/C | within +20/-30% of initial value | | | | | |
| | | | | DF | 1.25 x initial limit | | | | | |

*Initial Limit

PRODUCT CATEGORY 85°C

| TEST | 85°C series (Temperature range -55°C to +85°C) | | | | | | | | |
|-----------------------|--|---------------|---------------|--------------------|----------------------------------|-----------|-------|-----------|-----|
| | Condition | | | Characteristics | | | | | |
| Endurance | Determine after application of rated voltage for 2000 +48/-0 hours at 85±2°C and then leaving 1-2 hours at room temperature. Power supply impedance to be ≤3Ω. | | | Visual examination | no visible damage | | | | |
| | | | | DCL | 1.25 x initial limit | | | | |
| | | | | ΔC/C | within +20/-30% of initial value | | | | |
| | | | | DF | 1.5 x initial limit | | | | |
| | | | | ESR | 2 x initial limit | | | | |
| Storage Life | 85°C, 0V, 2000h | | | Visual examination | no visible damage | | | | |
| | | | | DCL | 1.25 x initial limit | | | | |
| | | | | ΔC/C | within ±20% of initial value | | | | |
| | | | | DF | 1.5 x initial limit | | | | |
| | | | | ESR | 2 x initial limit | | | | |
| Humidity | Determine after storage without applied voltage at 65±2°C and 95±2% relative humidity for 500 hours and then recovery 1- 2 hours at room temperature. | | | Visual examination | no visible damage | | | | |
| | | | | DCL | 5 x initial limit | | | | |
| | | | | ΔC/C | within +40/-20% of initial value | | | | |
| | | | | DF | 1.5 x initial limit | | | | |
| | | | | ESR | 2 x initial limit | | | | |
| Temperature Stability | Step | Temperature°C | Duration(min) | | | | | | |
| | 1 | +20±2 | 15 | +20°C | -55°C | +20°C | +85°C | +20°C | |
| | 2 | -55+0/-3 | 15 | DCL | IL* | n/a | IL* | 10 x IL* | IL* |
| | 3 | +20±2 | 15 | ΔC/C | n/a | +0/-20% | ±5% | +20/-0% | ±5% |
| | 4 | +85+3/-0 | 15 | DF | IL* | 1.5 x IL* | IL* | 1.5 x IL* | IL* |
| | 5 | +20±2 | 15 | | | | | | |
| Surge Voltage | Test temperature: 85+3/0°C Test voltage: Rated voltage Surge voltage: 1.3 x rated voltage Series protection resistance 1000±100Ω. Discharge resistance: 1000Ω Number of cycles: 1000x Cycle duration: 6 min; 30 sec charge, 5 min 30 sec discharge | | | Visual examination | no visible damage | | | | |
| | | | | DCL | initial limit | | | | |
| | | | | ΔC/C | within +20/-30% of initial value | | | | |
| | | | | DF | 1.25 x initial limit | | | | |

*Initial Limit



**Стандарт
Электрон
Связь**

Мы молодая и активно развивающаяся компания в области поставок электронных компонентов. Мы поставляем электронные компоненты отечественного и импортного производства напрямую от производителей и с крупнейших складов мира.

Благодаря сотрудничеству с мировыми поставщиками мы осуществляем комплексные и плановые поставки широчайшего спектра электронных компонентов.

Собственная эффективная логистика и склад в обеспечивает надежную поставку продукции в точно указанные сроки по всей России.

Мы осуществляем техническую поддержку нашим клиентам и предпродажную проверку качества продукции. На все поставляемые продукты мы предоставляем гарантию .

Осуществляем поставки продукции под контролем ВП МО РФ на предприятия военно-промышленного комплекса России , а также работаем в рамках 275 ФЗ с открытием отдельных счетов в уполномоченном банке. Система менеджмента качества компании соответствует требованиям ГОСТ ISO 9001.

Минимальные сроки поставки, гибкие цены, неограниченный ассортимент и индивидуальный подход к клиентам являются основой для выстраивания долгосрочного и эффективного сотрудничества с предприятиями радиоэлектронной промышленности, предприятиями ВПК и научно-исследовательскими институтами России.

С нами вы становитесь еще успешнее!

Наши контакты:

Телефон: +7 812 627 14 35

Электронная почта: sales@st-electron.ru

Адрес: 198099, Санкт-Петербург,
Промышленная ул, дом № 19, литера Н,
помещение 100-Н Офис 331