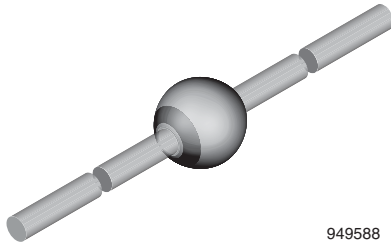




## Ultra-Fast Avalanche Sinterglass Diode



949588

### FEATURES

- Glass passivated
- Hermetically sealed axial leaded glass envelope
- Low reverse current
- High reverse voltage
- Material categorization:  
For definitions of compliance please see [www.vishay.com/doc?99912](http://www.vishay.com/doc?99912)



**RoHS**  
COMPLIANT  
HALOGEN  
**FREE**

### APPLICATIONS

- Switched mode power supplies
- High-frequency inverter circuits

### MECHANICAL DATA

**Case:** SOD-64

**Terminals:** plated axial leads, solderable per MIL-STD-750, method 2026

**Polarity:** color band denotes cathode end

**Mounting position:** any

**Weight:** approx. 858 mg

### ORDERING INFORMATION (Example)

DEVICE NAME	ORDERING CODE	TAPED UNITS	MINIMUM ORDER QUANTITY
SF5408	SF5408-TR	2500 per 10" tape and reel	12 500
SF5408	SF5408-TAP	2500 per ammpack	12 500

### PARTS TABLE

PART	TYPE DIFFERENTIATION	PACKAGE
SF5400	$V_R = 50 \text{ V}; I_{F(AV)} = 3 \text{ A}$	SOD-64
SF5401	$V_R = 100 \text{ V}; I_{F(AV)} = 3 \text{ A}$	SOD-64
SF5402	$V_R = 200 \text{ V}; I_{F(AV)} = 3 \text{ A}$	SOD-64
SF5403	$V_R = 300 \text{ V}; I_{F(AV)} = 3 \text{ A}$	SOD-64
SF5404	$V_R = 400 \text{ V}; I_{F(AV)} = 3 \text{ A}$	SOD-64
SF5405	$V_R = 500 \text{ V}; I_{F(AV)} = 3 \text{ A}$	SOD-64
SF5406	$V_R = 600 \text{ V}; I_{F(AV)} = 3 \text{ A}$	SOD-64
SF5407	$V_R = 800 \text{ V}; I_{F(AV)} = 3 \text{ A}$	SOD-64
SF5408	$V_R = 1000 \text{ V}; I_{F(AV)} = 3 \text{ A}$	SOD-64

### ABSOLUTE MAXIMUM RATINGS ( $T_{amb} = 25 \text{ }^\circ\text{C}$ , unless otherwise specified)

PARAMETER	TEST CONDITION	PART	SYMBOL	VALUE	UNIT
Reverse voltage = repetitive peak reverse voltage	See electrical characteristics	SF5400	$V_R = V_{RRM}$	50	V
		SF5401	$V_R = V_{RRM}$	100	V
		SF5402	$V_R = V_{RRM}$	200	V
		SF5403	$V_R = V_{RRM}$	300	V
		SF5404	$V_R = V_{RRM}$	400	V
		SF5405	$V_R = V_{RRM}$	500	V
		SF5406	$V_R = V_{RRM}$	600	V
		SF5407	$V_R = V_{RRM}$	800	V
		SF5408	$V_R = V_{RRM}$	1000	V



ABSOLUTE MAXIMUM RATINGS (T <sub>amb</sub> = 25 °C, unless otherwise specified)					
PARAMETER	TEST CONDITION	PART	SYMBOL	VALUE	UNIT
Peak forward surge current	t <sub>p</sub> = 2 ms, half sine wave		I <sub>FSM</sub>	150	A
	t <sub>p</sub> = 10 ms, half sine wave			80	
Average forward current			I <sub>F(AV)</sub>	3	A
Junction and storage temperature range			T <sub>j</sub> = T <sub>stg</sub>	- 55 to + 175	°C
Non repetitive reverse avalanche energy	I <sub>(BR)R</sub> = 0.4 A		E <sub>R</sub>	10	mJ

MAXIMUM THERMAL RESISTANCE (T <sub>amb</sub> = 25 °C, unless otherwise specified)				
PARAMETER	TEST CONDITION	SYMBOL	VALUE	UNIT
Junction ambient	Lead length l = 10 mm, T <sub>L</sub> = constant	R <sub>thJA</sub>	25	K/W
	On PC board with spacing 25 mm	R <sub>thJA</sub>	70	K/W

ELECTRICAL CHARACTERISTICS (T <sub>amb</sub> = 25 °C, unless otherwise specified)							
PARAMETER	TEST CONDITION	PART	SYMBOL	MIN.	TYP.	MAX.	UNIT
Forward voltage	I <sub>F</sub> = 3 A	SF5400	V <sub>F</sub>	-	-	1.1	V
		SF5401	V <sub>F</sub>	-	-	1.1	V
		SF5402	V <sub>F</sub>	-	-	1.1	V
		SF5403	V <sub>F</sub>	-	-	1.1	V
		SF5404	V <sub>F</sub>	-	-	1.1	V
		SF5405	V <sub>F</sub>	-	-	1.7	V
		SF5406	V <sub>F</sub>	-	-	1.7	V
		SF5407	V <sub>F</sub>	-	-	1.7	V
Reverse current	V <sub>R</sub> = V <sub>RRM</sub>		I <sub>R</sub>	-	-	5	μA
	V <sub>R</sub> = V <sub>RRM</sub> , T <sub>j</sub> = 125 °C		I <sub>R</sub>	-	-	50	μA
Reverse breakdown voltage	I <sub>R</sub> = 100 μA	SF5400	V <sub>(BR)R</sub>	60	-	-	V
		SF5401	V <sub>(BR)R</sub>	110	-	-	V
		SF5402	V <sub>(BR)R</sub>	220	-	-	V
		SF5403	V <sub>(BR)R</sub>	330	-	-	V
		SF5404	V <sub>(BR)R</sub>	440	-	-	V
		SF5405	V <sub>(BR)R</sub>	550	-	-	V
		SF5406	V <sub>(BR)R</sub>	660	-	-	V
		SF5407	V <sub>(BR)R</sub>	880	-	-	V
Reverse recovery time	I <sub>F</sub> = 0.5 A, I <sub>R</sub> = 1 A, i <sub>R</sub> = 0.25 A	SF5400	t <sub>rr</sub>	-	-	50	ns
		SF5401	t <sub>rr</sub>	-	-	50	ns
		SF5402	t <sub>rr</sub>	-	-	50	ns
		SF5403	t <sub>rr</sub>	-	-	50	ns
		SF5404	t <sub>rr</sub>	-	-	50	ns
		SF5405	t <sub>rr</sub>	-	-	75	ns
		SF5406	t <sub>rr</sub>	-	-	75	ns
		SF5407	t <sub>rr</sub>	-	-	75	ns
SF5408	t <sub>rr</sub>	-	-	75	ns		

**TYPICAL CHARACTERISTICS** ( $T_{amb} = 25\text{ }^{\circ}\text{C}$ , unless otherwise specified)

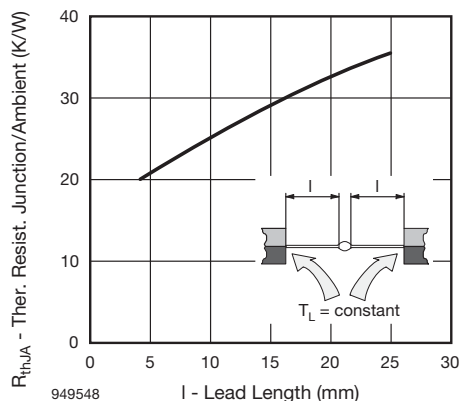


Fig. 1 - Max. Thermal Resistance vs. Lead Length

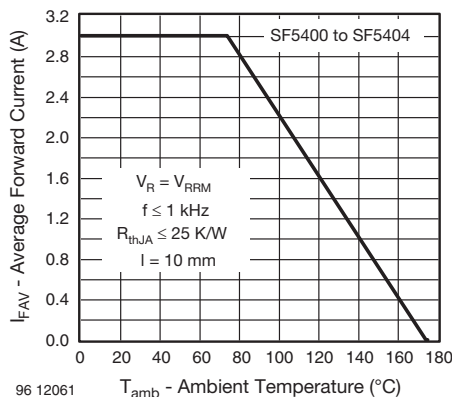


Fig. 4 - Max. Average Forward Current vs. Ambient Temperature

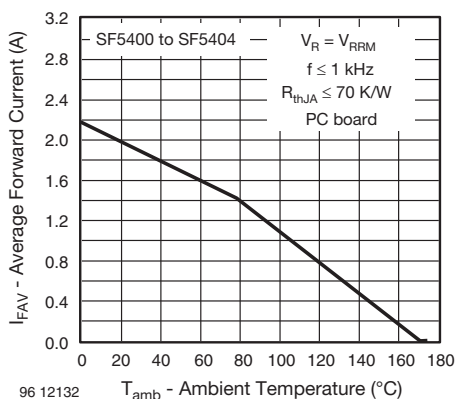


Fig. 2 - Max. Average Forward Current vs. Ambient Temperature

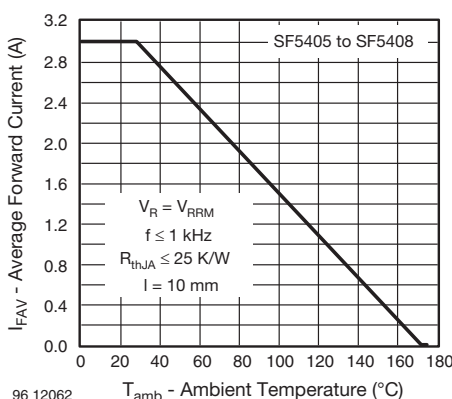


Fig. 5 - Max. Average Forward Current vs. Ambient Temperature

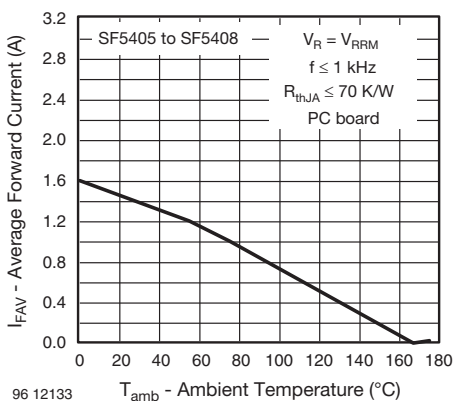


Fig. 3 - Max. Average Forward Current vs. Ambient Temperature

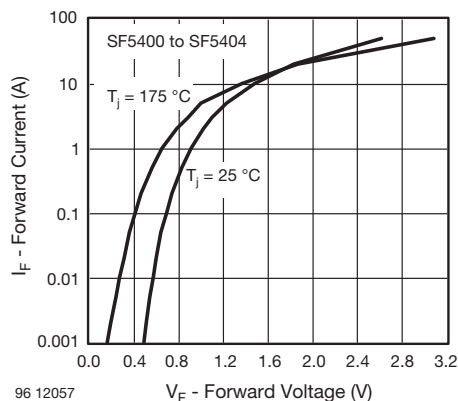


Fig. 6 - Max. Forward Current vs. Forward Voltage

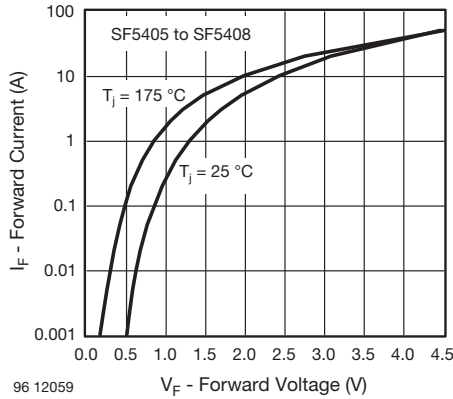


Fig. 7 - Max. Forward Current vs. Forward Voltage

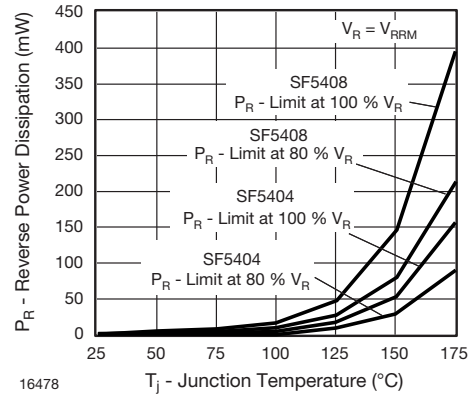


Fig. 9 - Max. Reverse Power Dissipation vs. Junction Temperature

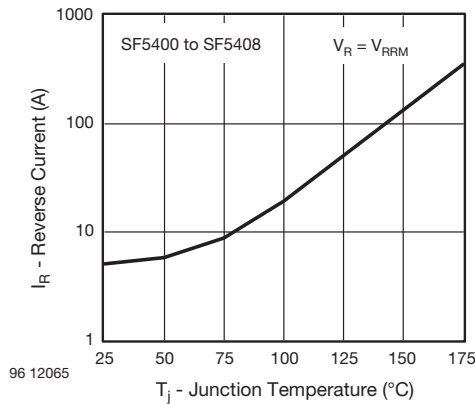


Fig. 8 - Max. Reverse Current vs. Junction Temperature

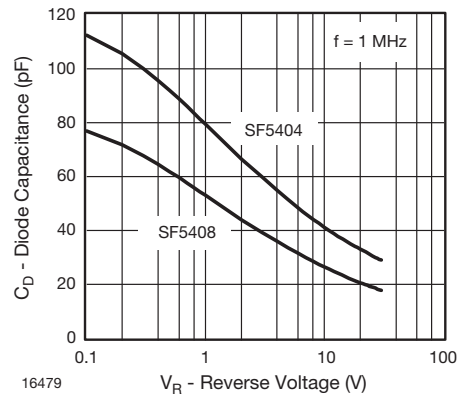
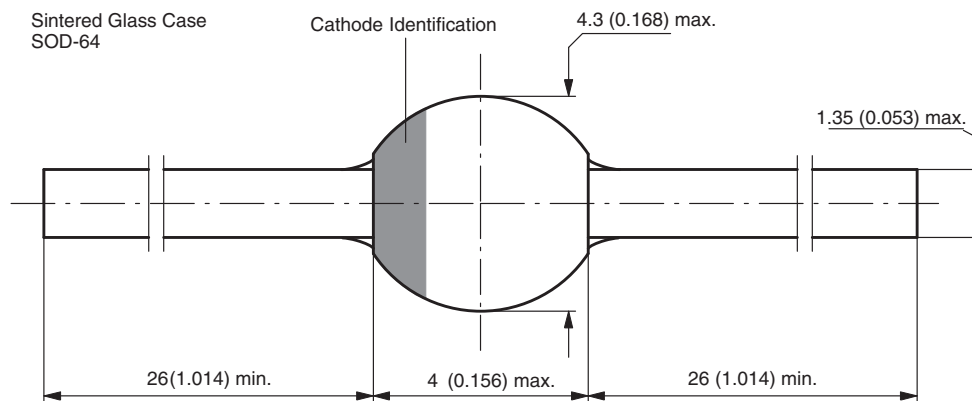


Fig. 10 - Diode Capacitance vs. Reverse Voltage

**PACKAGE DIMENSIONS** in millimeters (inches): **SOD-64**



Document-No.: 6.563-5006.4-4  
 Rev. 3 - Date: 09.February.2005  
 94 9587



## Disclaimer

ALL PRODUCT, PRODUCT SPECIFICATIONS AND DATA ARE SUBJECT TO CHANGE WITHOUT NOTICE TO IMPROVE RELIABILITY, FUNCTION OR DESIGN OR OTHERWISE.

Vishay Intertechnology, Inc., its affiliates, agents, and employees, and all persons acting on its or their behalf (collectively, "Vishay"), disclaim any and all liability for any errors, inaccuracies or incompleteness contained in any datasheet or in any other disclosure relating to any product.

Vishay makes no warranty, representation or guarantee regarding the suitability of the products for any particular purpose or the continuing production of any product. To the maximum extent permitted by applicable law, Vishay disclaims (i) any and all liability arising out of the application or use of any product, (ii) any and all liability, including without limitation special, consequential or incidental damages, and (iii) any and all implied warranties, including warranties of fitness for particular purpose, non-infringement and merchantability.

Statements regarding the suitability of products for certain types of applications are based on Vishay's knowledge of typical requirements that are often placed on Vishay products in generic applications. Such statements are not binding statements about the suitability of products for a particular application. It is the customer's responsibility to validate that a particular product with the properties described in the product specification is suitable for use in a particular application. Parameters provided in datasheets and/or specifications may vary in different applications and performance may vary over time. All operating parameters, including typical parameters, must be validated for each customer application by the customer's technical experts. Product specifications do not expand or otherwise modify Vishay's terms and conditions of purchase, including but not limited to the warranty expressed therein.

Except as expressly indicated in writing, Vishay products are not designed for use in medical, life-saving, or life-sustaining applications or for any other application in which the failure of the Vishay product could result in personal injury or death. Customers using or selling Vishay products not expressly indicated for use in such applications do so at their own risk and agree to fully indemnify and hold Vishay and its distributors harmless from and against any and all claims, liabilities, expenses and damages arising or resulting in connection with such use or sale, including attorneys fees, even if such claim alleges that Vishay or its distributor was negligent regarding the design or manufacture of the part. Please contact authorized Vishay personnel to obtain written terms and conditions regarding products designed for such applications.

No license, express or implied, by estoppel or otherwise, to any intellectual property rights is granted by this document or by any conduct of Vishay. Product names and markings noted herein may be trademarks of their respective owners.

## Material Category Policy

**Vishay Intertechnology, Inc. hereby certifies that all its products that are identified as RoHS-Compliant fulfill the definitions and restrictions defined under Directive 2011/65/EU of The European Parliament and of the Council of June 8, 2011 on the restriction of the use of certain hazardous substances in electrical and electronic equipment (EEE) - recast, unless otherwise specified as non-compliant.**

**Please note that some Vishay documentation may still make reference to RoHS Directive 2002/95/EC. We confirm that all the products identified as being compliant to Directive 2002/95/EC conform to Directive 2011/65/EU.**



## Стандарт Электрон Связь

Мы молодая и активно развивающаяся компания в области поставок электронных компонентов. Мы поставляем электронные компоненты отечественного и импортного производства напрямую от производителей и с крупнейших складов мира.

Благодаря сотрудничеству с мировыми поставщиками мы осуществляем комплексные и плановые поставки широчайшего спектра электронных компонентов.

Собственная эффективная логистика и склад в обеспечивает надежную поставку продукции в точно указанные сроки по всей России.

Мы осуществляем техническую поддержку нашим клиентам и предпродажную проверку качества продукции. На все поставляемые продукты мы предоставляем гарантию .

Осуществляем поставки продукции под контролем ВП МО РФ на предприятия военно-промышленного комплекса России , а также работаем в рамках 275 ФЗ с открытием отдельных счетов в уполномоченном банке. Система менеджмента качества компании соответствует требованиям ГОСТ ISO 9001.

Минимальные сроки поставки, гибкие цены, неограниченный ассортимент и индивидуальный подход к клиентам являются основой для выстраивания долгосрочного и эффективного сотрудничества с предприятиями радиоэлектронной промышленности, предприятиями ВПК и научно-исследовательскими институтами России.

С нами вы становитесь еще успешнее!

### Наши контакты:

**Телефон:** +7 812 627 14 35

**Электронная почта:** [sales@st-electron.ru](mailto:sales@st-electron.ru)

**Адрес:** 198099, Санкт-Петербург,  
Промышленная ул, дом № 19, литера Н,  
помещение 100-Н Офис 331