

Features

- Industry's lowest internal resistance
- Switches at optimum temperature
- Axial leaded, with flexible design options available
- Fully compatible with current industry standards
- Weldable nickel terminals
- Agency recognition: [®]
- RoHS compliant*

MF-SVS Series - PTC Resettable Fuses

Electrical Characteristics

Model	V max. Volts	I max. Amps	I_{hold}		I_{trip}			Initial Resistance			1 Hour (R_1) Post-Trip Resistance		Max. Time to Trip		Tripped Power Dissipation
			Amperes at 23 °C		Ohms at 23 °C			Ohms at 23 °C			Ohms at 23 °C	Amperes at 23 °C	Seconds at 23 °C	Watts at 23 °C	
			Hold	Trip	Min.	Max.	Typ.	Max.				Typ.			
MF-SVS170	10	100	1.7	4.1	0.018	0.032	0.023	0.064		8.5	5.0	2.1			
MF-SVS175	10	100	1.75	4.2	0.017	0.031	0.022	0.063		8.5	5.0	2.1			
MF-SVS210	10	100	2.1	5.0	0.010	0.020	0.016	0.040		10.5	5.0	2.4			
MF-SVS230	10	100	2.3	5.2	0.010	0.018	0.014	0.036		12.5	5.0	2.6			

Environmental Characteristics

Operating Temperature.....	-40 °C to +85 °C
Storage Conditions.....	+40 °C max. 70 % R.H. max.
Maximum Device Surface Temperature in Tripped State	125 °C
Passive Aging.....	+60 °C, 1000 hours..... ±10 % typical resistance change
Humidity Aging.....	+60 °C, 85 % R.H. 1000 hours ±10 % typical resistance change
Thermal Shock	MIL-STD-202F, Method 107G,..... ±5 % typical resistance change
	+85 °C to -40 °C, 10 times
Vibration	MIL-STD-883C,..... No change
	Condition A

Test Procedures And Requirements For Model MF-SVS Series

Test	Test Conditions	Accept/Reject Criteria
Visual/Mech.....	Verify dimensions and materials.....	Per MF physical description
Resistance.....	In still air @ 23 °C.....	$R_{min} \leq R \leq R_{1max}$
Time to Trip.....	At specified current, V_{max} , 23 °C.....	$T \leq$ max. time to trip (seconds)
Hold Current.....	30 min. at I_{hold}	No trip
Trip Cycle Life.....	V_{max} , I_{max} , 100 cycles.....	No arcing or burning
Trip Endurance	V_{max} , 48 hours.....	No arcing or burning
UL File Number	E174545 http://www.ul.com/ Follow link to Certifications, then UL File No., enter E174545	
CSA File Number.....	CA110338 http://directories.csa-international.org/ Under "Certification Record" and "File Number" enter 110338-0-000	
TÜV Certificate Number	R 02057213 http://www.tuvdotcom.com/ Follow link to "other certificates", enter File No. 2057213	

Thermal Derating Chart - I_{hold} (Amps)

Model	Ambient Operating Temperature								
	-40 °C	-20 °C	0 °C	23 °C	40 °C	50 °C	60 °C	70 °C	85 °C
MF-SVS170	3.3	2.8	2.3	1.7	1.3	1.0	0.8	0.5	0.1
MF-SVS175	3.4	2.9	2.3	1.75	1.3	1.1	0.8	0.5	0.1
MF-SVS210	3.8	3.3	2.7	2.1	1.6	1.3	1.1	0.8	0.4
MF-SVS230	4.2	3.6	3.0	2.3	1.8	1.4	1.1	0.8	0.4

* I_{trip} is approximately two times I_{hold} .

*RoHS Directive 2002/95/EC Jan. 27, 2003 including annex and RoHS Recast 2011/65/EU June 8, 2011.

Specifications are subject to change without notice.

The device characteristics and parameters in this data sheet can and do vary in different applications and actual device performance may vary over time. Users should verify actual device performance in their specific applications.

Applications

- Any battery pack application that requires protection with the lowest possible resistance:
 - Rechargeable battery packs; designed for NiMH and Li-Ion chemical characteristics
 - Cellular / cordless phone rechargeable battery packs
 - Laptop computer battery packs

MF-SVS Series - PTC Resettable Fuses

BOURNS®

Product Dimensions

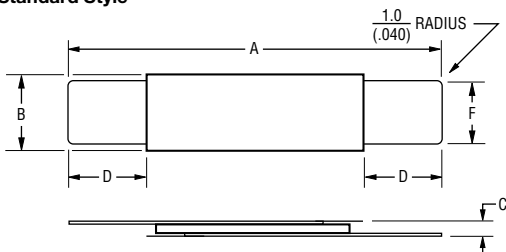
Model	A		B		C		D		F	
	Min.	Max.	Min.	Max.	Min.	Max.	Min.	Max.	Min.	Max.
MF-SVS170	16.0 (0.630)	18.0 (0.709)	4.9 (0.193)	5.5 (0.216)	0.6 (0.024)	0.9 (0.035)	4.1 (0.161)	5.8 (0.228)	3.9 (0.154)	4.1 (0.161)
MF-SVS170N	22.0 (0.866)	24.0 (0.945)	3.6 (0.142)	3.9 (0.153)	0.6 (0.024)	0.9 (0.035)	4.1 (0.161)	5.8 (0.228)	2.4 (0.094)	2.6 (0.102)
MF-SVS175	16.0 (0.630)	18.0 (0.709)	4.9 (0.193)	5.5 (0.216)	0.6 (0.024)	0.9 (0.035)	4.1 (0.161)	5.8 (0.228)	3.9 (0.154)	4.1 (0.161)
MF-SVS175N	22.0 (0.866)	24.0 (0.945)	3.6 (0.142)	3.9 (0.153)	0.6 (0.024)	0.9 (0.035)	4.1 (0.161)	5.8 (0.228)	2.4 (0.094)	2.6 (0.102)
MF-SVS175NL	26.0 (1.024)	28.0 (1.102)	3.6 (0.142)	3.9 (0.153)	0.6 (0.024)	0.9 (0.035)	6.1 (0.240)	7.8 (0.307)	2.4 (0.094)	2.6 (0.102)
MF-SVS210	20.9 (0.823)	23.1 (0.909)	4.9 (0.193)	5.5 (0.216)	0.6 (0.024)	0.9 (0.035)	4.1 (0.161)	5.8 (0.228)	3.9 (0.154)	4.1 (0.161)
MF-SVS210N	30.0 (1.181)	32.0 (1.260)	3.6 (0.142)	3.9 (0.153)	0.6 (0.024)	0.9 (0.035)	4.1 (0.161)	5.8 (0.228)	2.4 (0.094)	2.6 (0.102)
MF-SVS230	20.9 (0.823)	23.1 (0.909)	4.9 (0.193)	5.5 (0.216)	0.6 (0.024)	0.9 (0.035)	4.1 (0.161)	5.8 (0.228)	3.9 (0.154)	4.1 (0.161)

Packaging: Bulk - 500 pcs. per bag. Tape and Reel - Consult factory.
Leads: 1/4 Hardened Nickel 0.125 mm (.005") nom.

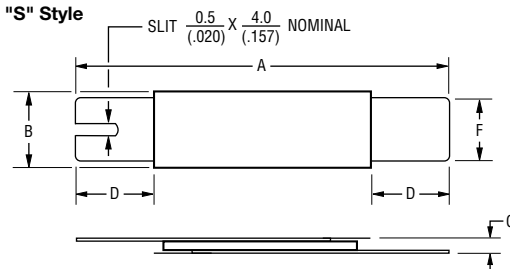
DIMENSIONS: $\frac{\text{MM}}{\text{(INCHES)}}$

NOTE: All "S" style models available with 1 or 2 slots. The dimensions and shape of the leads can be modified to suit the battery pack design. All models are available without insulation wrapping.

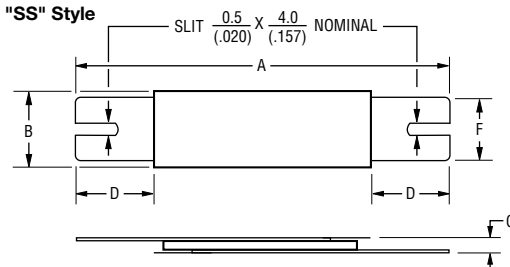
Standard Style



"S" Style



"SS" Style

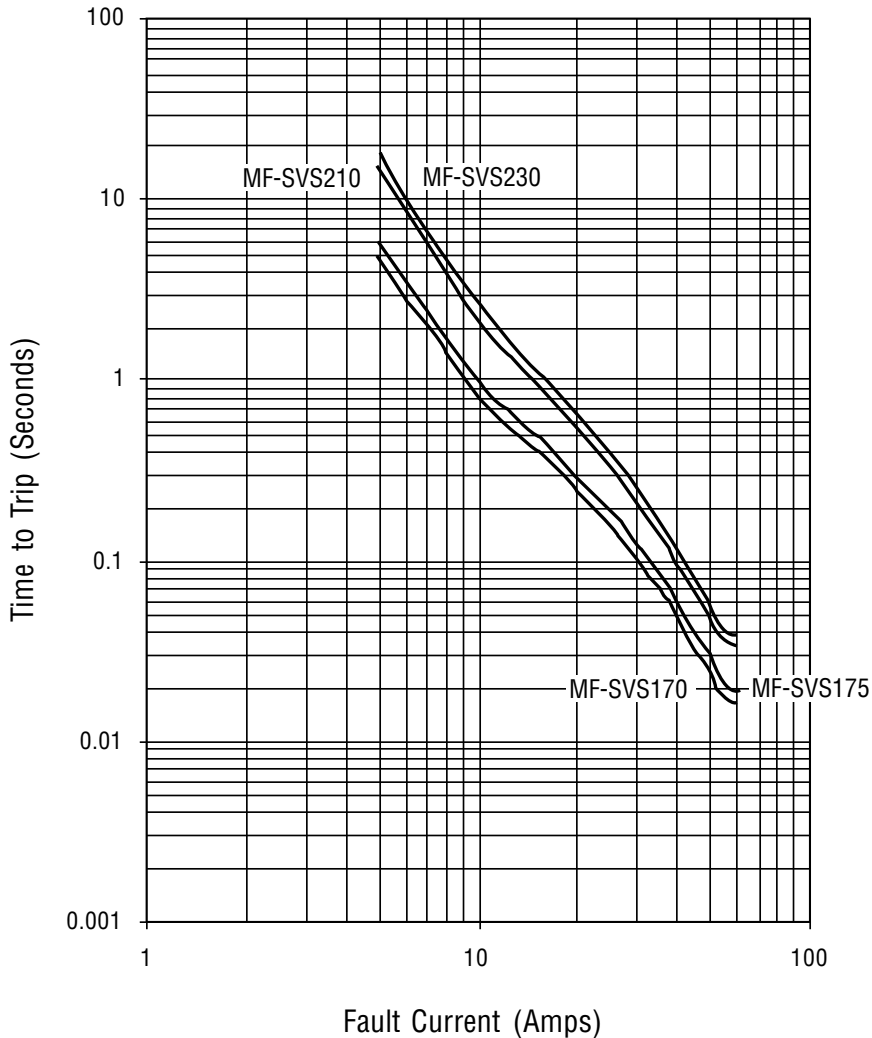


Specifications are subject to change without notice.
The device characteristics and parameters in this data sheet can and do vary in different applications and actual device performance may vary over time.
Users should verify actual device performance in their specific applications.

MF-SVS Series - PTC Resettable Fuses



Typical Time to Trip at 23 °C



How to Order

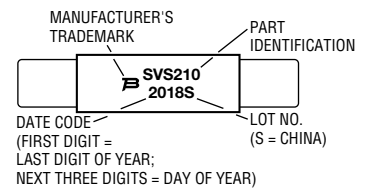
MF - SVS 210 -

- Multifuse®
- Product Designator
- Series
- SVS = Axial Leaded "Strap" Component
- Hold Current, I_{hold} 170-230 (1.70 - 2.30 Amps)
- Narrow Device Option N = Narrow (3.6mm)
- Lead Option S = Slotted Lead Option (one side) SS = Slotted Lead Option (two sides)
- Longer Lead Option L = Longer Leads
- Insulating Option U = Non-Insulated Option
- Packaging Option -0 = Bulk Packaging -2 = Tape and Reel* (Consult factory)

*Packaged per EIA 486-B

Typical Part Marking

Represents total content. Layout may vary.





Стандарт Электрон Связь

Мы молодая и активно развивающаяся компания в области поставок электронных компонентов. Мы поставляем электронные компоненты отечественного и импортного производства напрямую от производителей и с крупнейших складов мира.

Благодаря сотрудничеству с мировыми поставщиками мы осуществляем комплексные и плановые поставки широчайшего спектра электронных компонентов.

Собственная эффективная логистика и склад в обеспечивает надежную поставку продукции в точно указанные сроки по всей России.

Мы осуществляем техническую поддержку нашим клиентам и предпродажную проверку качества продукции. На все поставляемые продукты мы предоставляем гарантию .

Осуществляем поставки продукции под контролем ВП МО РФ на предприятия военно-промышленного комплекса России , а также работаем в рамках 275 ФЗ с открытием отдельных счетов в уполномоченном банке. Система менеджмента качества компании соответствует требованиям ГОСТ ISO 9001.

Минимальные сроки поставки, гибкие цены, неограниченный ассортимент и индивидуальный подход к клиентам являются основой для выстраивания долгосрочного и эффективного сотрудничества с предприятиями радиоэлектронной промышленности, предприятиями ВПК и научно-исследовательскими институтами России.

С нами вы становитесь еще успешнее!

Наши контакты:

Телефон: +7 812 627 14 35

Электронная почта: sales@st-electron.ru

Адрес: 198099, Санкт-Петербург,
Промышленная ул, дом № 19, литера Н,
помещение 100-Н Офис 331