


Surface Mount ESD Capability Rectifiers

SlimSMA


Top View

Bottom View

DO-221AC

| PRIMARY CHARACTERISTICS | |
|--|----------------------------|
| $I_{F(AV)}$ | 3.0 A |
| V_{RRM} | 100 V, 200 V, 400 V, 600 V |
| I_{FSM} | 40 A |
| V_F at $I_F = 3.0$ A ($T_A = 125$ °C) | 0.86 V |
| I_R | 10 μ A |
| T_J max. | 175 °C |
| Package | DO-221AC (SlimSMA) |
| Diode variations | Single die |

TYPICAL APPLICATIONS

General purpose, power line polarity protection, in both consumer and automotive applications.

FEATURES

- Very low profile - typical height of 0.95 mm
- Ideal for automated placement
- Oxide planar chip junction
- Low forward voltage drop, low leakage current
- ESD capability
- Meets MSL level 1, per J-STD-020, LF maximum peak of 260 °C
- AEC-Q101 qualified
- Material categorization: For definitions of compliance please see www.vishay.com/doc?99912



RoHS
COMPLIANT
HALOGEN
FREE

MECHANICAL DATA

Case: DO-221AC (SlimSMA)

Molding compound meets UL 94 V-0 flammability rating
Base P/N-M3 - halogen-free, RoHS-compliant, and commercial grade

Base P/NHM3 - halogen-free, RoHS-compliant, and AEC-Q101 qualified

Terminals: Matte tin plated leads, solderable per J-STD-002 and JESD 22-B102

M3 suffix meets JESD 201 class 2 whisker test, HM3 suffix meets JESD 201 class 2 whisker test

Polarity: Color band denotes the cathode end

| MAXIMUM RATINGS ($T_A = 25$ °C unless otherwise noted) | | | | | | |
|---|----------------|-------------|---------|---------|---------|------|
| PARAMETER | SYMBOL | SE30AFB | SE30AFD | SE30AFG | SE30AFJ | UNIT |
| Device marking code | | S3B | S3D | S3G | S3J | |
| Maximum repetitive peak reverse voltage | V_{RRM} | 100 | 200 | 400 | 600 | V |
| Maximum DC forward current | $I_F^{(1)}$ | 3.0 | | | | A |
| | $I_F^{(2)}$ | 1.4 | | | | |
| Peak forward surge current 10 ms single half sine-wave superimposed on rated load | I_{FSM} | 40 | | | | A |
| Operating junction and storage temperature range | T_J, T_{STG} | -55 to +175 | | | | °C |

Notes

(1) Mounted on 15 mm x 15 mm pad areas, 2 oz. FR4 PCB

(2) Free air, mounted on recommended copper pad area

| ELECTRICAL CHARACTERISTICS ($T_A = 25$ °C unless otherwise noted) | | | | | | |
|--|---|----------------|-------------|------|------|---------|
| PARAMETER | TEST CONDITIONS | | SYMBOL | TYP. | MAX. | UNIT |
| Instantaneous forward voltage | $I_F = 1.5$ A | $T_A = 25$ °C | $V_F^{(1)}$ | 0.91 | - | V |
| | $I_F = 3.0$ A | | | 0.97 | 1.1 | |
| | $I_F = 1.5$ A | $T_A = 125$ °C | | 0.79 | - | |
| | $I_F = 3.0$ A | | | 0.86 | 0.98 | |
| Reverse current | Rated V_R | $T_A = 25$ °C | $I_R^{(2)}$ | - | 10 | μ A |
| | | $T_A = 125$ °C | | 13 | 100 | |
| Typical reverse recovery time | $I_F = 0.5$ A, $I_R = 1.0$ A, $I_{rr} = 0.25$ A | | t_{rr} | 1.5 | - | μ s |
| Typical junction capacitance | 4.0 V, 1 MHz | | C_J | 19 | - | pF |

Notes

(1) Pulse test: 300 μ s pulse width, 1 % duty cycle

(2) Pulse test: Pulse width \leq 40 ms



| THERMAL CHARACTERISTICS ($T_A = 25\text{ }^\circ\text{C}$ unless otherwise noted) | | | | | | |
|--|-----------------------|---------|---------|---------|---------|--------------------|
| PARAMETER | SYMBOL | SE30AFB | SE30AFD | SE30AFG | SE30AFJ | UNIT |
| Typical thermal resistance | $R_{\theta JA}^{(1)}$ | 125 | | | | $^\circ\text{C/W}$ |
| | $R_{\theta JM}^{(2)}$ | 12 | | | | |

Notes

- (1) Free air, mounted on recommended PCB, 1 oz. pad area; thermal resistance $R_{\theta JA}$ - junction to ambient
- (2) Mounted on 15 mm x 15 mm pad areas, 2 oz. FR4 PCB; $R_{\theta JM}$ - junction to mount

| IMMUNITY TO ELECTRICAL STATIC DISCHARGE TO THE FOLLOWING STANDARDS ($T_A = 25\text{ }^\circ\text{C}$ unless otherwise noted) | | | | | |
|--|---------------------------------|--|--------|-------|-----------------|
| STANDARD | TEST TYPE | TEST CONDITIONS | SYMBOL | CLASS | VALUE |
| AEC-Q101-001 | Human body model (contact mode) | $C = 100\text{ pF}$, $R = 1.5\text{ k}\Omega$ | V_C | H3B | $> 8\text{ kV}$ |

| ORDERING INFORMATION (Example) | | | | |
|--------------------------------|-----------------|------------------------|---------------|------------------------------------|
| PREFERRED P/N | UNIT WEIGHT (g) | PREFERRED PACKAGE CODE | BASE QUANTITY | DELIVERY MODE |
| SE30AFJ-M3/6A | 0.032 | 6A | 3500 | 7" diameter plastic tape and reel |
| SE30AFJ-M3/6B | 0.032 | 6B | 14 000 | 13" diameter plastic tape and reel |
| SE30AFJHM3/6A ⁽¹⁾ | 0.032 | 6A | 3500 | 7" diameter plastic tape and reel |
| SE30AFJHM3/6B ⁽¹⁾ | 0.032 | 6B | 14 000 | 13" diameter plastic tape and reel |

Note

- (1) AEC-Q101 qualified

RATINGS AND CHARACTERISTICS CURVES ($T_A = 25\text{ }^\circ\text{C}$ unless otherwise noted)



Fig. 1 - Maximum Forward Current Derating Curve



Fig. 2 - Forward Power Loss Characteristics



Fig. 3 - Typical Instantaneous Forward Characteristics

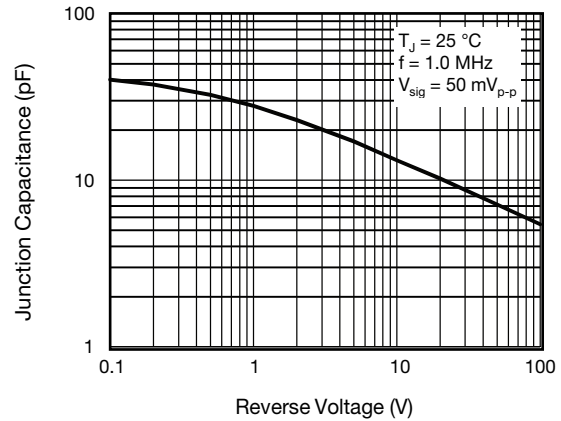


Fig. 5 - Typical Junction Capacitance



Fig. 4 - Typical Reverse Leakage Characteristics



Fig. 6 - Typical Junction Capacitance

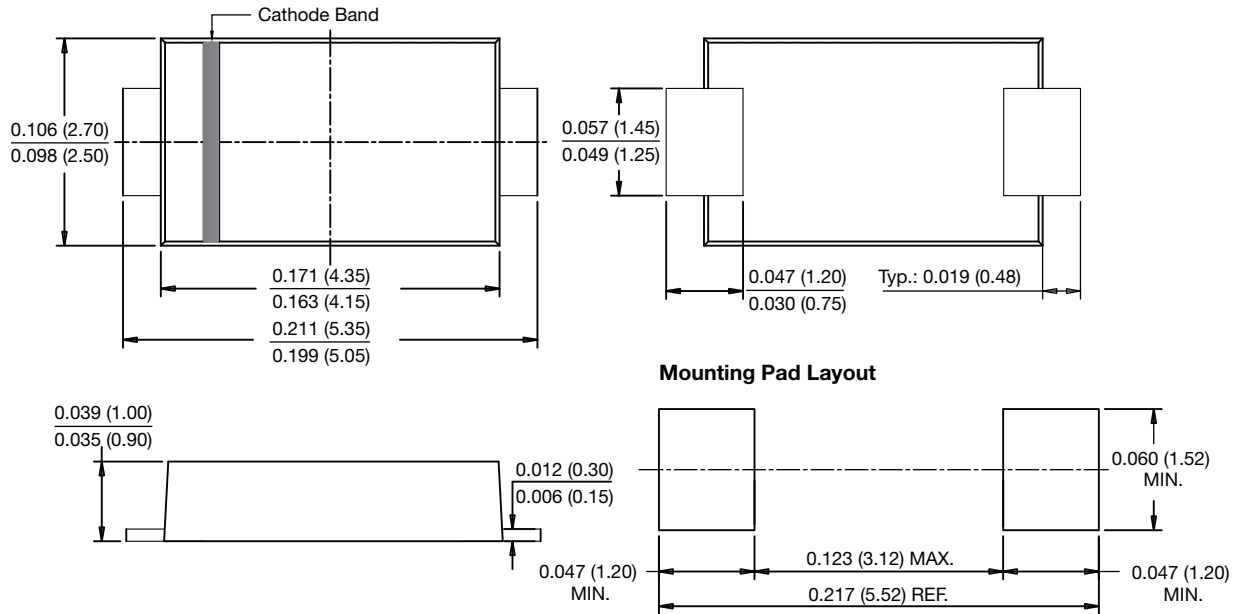


Fig. 7 - Thermal Resistance Junction to Ambient vs. Copper Pad Areas



PACKAGE OUTLINE DIMENSIONS in inches (millimeters)

DO-221AC (SlimSMA)





Disclaimer

ALL PRODUCT, PRODUCT SPECIFICATIONS AND DATA ARE SUBJECT TO CHANGE WITHOUT NOTICE TO IMPROVE RELIABILITY, FUNCTION OR DESIGN OR OTHERWISE.

Vishay Intertechnology, Inc., its affiliates, agents, and employees, and all persons acting on its or their behalf (collectively, "Vishay"), disclaim any and all liability for any errors, inaccuracies or incompleteness contained in any datasheet or in any other disclosure relating to any product.

Vishay makes no warranty, representation or guarantee regarding the suitability of the products for any particular purpose or the continuing production of any product. To the maximum extent permitted by applicable law, Vishay disclaims (i) any and all liability arising out of the application or use of any product, (ii) any and all liability, including without limitation special, consequential or incidental damages, and (iii) any and all implied warranties, including warranties of fitness for particular purpose, non-infringement and merchantability.

Statements regarding the suitability of products for certain types of applications are based on Vishay's knowledge of typical requirements that are often placed on Vishay products in generic applications. Such statements are not binding statements about the suitability of products for a particular application. It is the customer's responsibility to validate that a particular product with the properties described in the product specification is suitable for use in a particular application. Parameters provided in datasheets and/or specifications may vary in different applications and performance may vary over time. All operating parameters, including typical parameters, must be validated for each customer application by the customer's technical experts. Product specifications do not expand or otherwise modify Vishay's terms and conditions of purchase, including but not limited to the warranty expressed therein.

Except as expressly indicated in writing, Vishay products are not designed for use in medical, life-saving, or life-sustaining applications or for any other application in which the failure of the Vishay product could result in personal injury or death. Customers using or selling Vishay products not expressly indicated for use in such applications do so at their own risk. Please contact authorized Vishay personnel to obtain written terms and conditions regarding products designed for such applications.

No license, express or implied, by estoppel or otherwise, to any intellectual property rights is granted by this document or by any conduct of Vishay. Product names and markings noted herein may be trademarks of their respective owners.

Material Category Policy

Vishay Intertechnology, Inc. hereby certifies that all its products that are identified as RoHS-Compliant fulfill the definitions and restrictions defined under Directive 2011/65/EU of The European Parliament and of the Council of June 8, 2011 on the restriction of the use of certain hazardous substances in electrical and electronic equipment (EEE) - recast, unless otherwise specified as non-compliant.

Please note that some Vishay documentation may still make reference to RoHS Directive 2002/95/EC. We confirm that all the products identified as being compliant to Directive 2002/95/EC conform to Directive 2011/65/EU.

Vishay Intertechnology, Inc. hereby certifies that all its products that are identified as Halogen-Free follow Halogen-Free requirements as per JEDEC JS709A standards. Please note that some Vishay documentation may still make reference to the IEC 61249-2-21 definition. We confirm that all the products identified as being compliant to IEC 61249-2-21 conform to JEDEC JS709A standards.



**Стандарт
Электрон
Связь**

Мы молодая и активно развивающаяся компания в области поставок электронных компонентов. Мы поставляем электронные компоненты отечественного и импортного производства напрямую от производителей и с крупнейших складов мира.

Благодаря сотрудничеству с мировыми поставщиками мы осуществляем комплексные и плановые поставки широчайшего спектра электронных компонентов.

Собственная эффективная логистика и склад в обеспечивает надежную поставку продукции в точно указанные сроки по всей России.

Мы осуществляем техническую поддержку нашим клиентам и предпродажную проверку качества продукции. На все поставляемые продукты мы предоставляем гарантию .

Осуществляем поставки продукции под контролем ВП МО РФ на предприятия военно-промышленного комплекса России , а также работаем в рамках 275 ФЗ с открытием отдельных счетов в уполномоченном банке. Система менеджмента качества компании соответствует требованиям ГОСТ ISO 9001.

Минимальные сроки поставки, гибкие цены, неограниченный ассортимент и индивидуальный подход к клиентам являются основой для выстраивания долгосрочного и эффективного сотрудничества с предприятиями радиоэлектронной промышленности, предприятиями ВПК и научно-исследовательскими институтами России.

С нами вы становитесь еще успешнее!

Наши контакты:

Телефон: +7 812 627 14 35

Электронная почта: sales@st-electron.ru

Адрес: 198099, Санкт-Петербург,
Промышленная ул, дом № 19, литера Н,
помещение 100-Н Офис 331