



SMT GaAs HBT MMIC x2 ACTIVE FREQUENCY MULTIPLIER, 9.9 - 12.7 GHz OUTPUT

Typical Applications

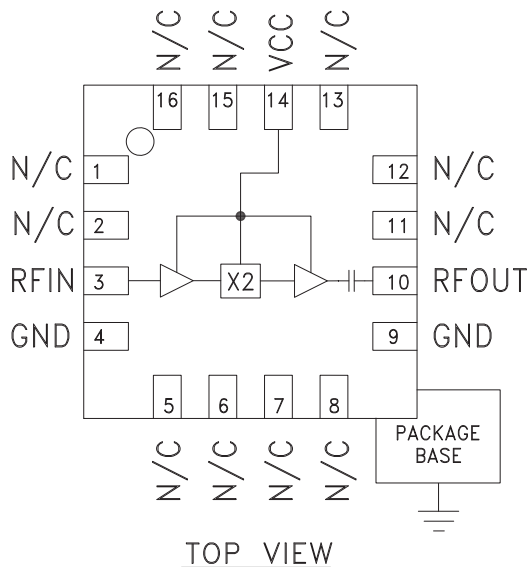
Active Multiplier for X Band Applications:

- OC-192 Clock Recovery
- Microwave Radio & VSAT
- Military Radios, Radar & ECM
- Test Instrumentation

Features

- Output Power: +4 dBm
- Sub-Harmonic Suppression: 30 dBc
- SSB Phase Noise: -142 dBc/Hz
- Single Supply: 5V@ 46 mA
- 16 Lead 3x3mm SMT Package: 9mm²

Functional Diagram



General Description

The HMC369LP3 & HMC369LP3E are active miniature x2 frequency multipliers utilizing InGaP GaAs HBT technology in 3x3 mm leadless QFN surface mount packages. Power output is +4 dBm typical from a single +5V supply and varies little vs. input power, temperature and supply voltage. Suppression of undesired fundamental and sub-harmonics is 30 dBc typical with respect to output signal level. The low additive SSB phase noise of -142 dBc/Hz at 100 kHz offset helps the user maintain good system noise performance. The HMC369LP3(E) is ideal for use in LO multiplier chains allowing reduced parts count versus traditional approaches. The HMC369LP3(E) are also useful for OC-192 clock recovery. The application of 10 GBPS data to the input generates a -7 dBm clock tone at the output with spurious signals suppressed by 25 dB.

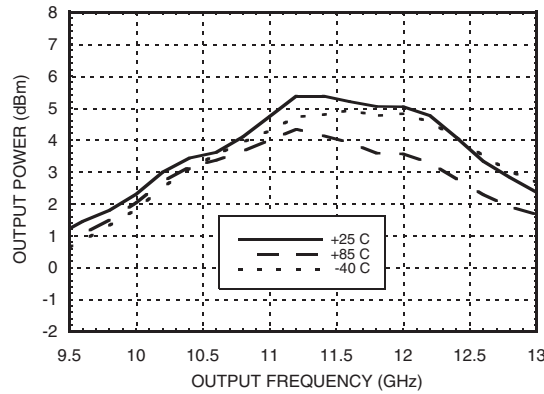
Electrical Specifications, $T_A = +25^\circ\text{C}$, $V_{CC} = 5V$

Parameter	Min.	Typ.	Max.	Min.	Typ.	Max.	Units
Frequency Range, Input		4.95 - 5.3		5.3 - 6.35			GHz
Frequency Range, Output		9.9 - 10.6		10.6 - 12.7			GHz
Input Power Range	-5		+5	-5		+5	dBm
Output Power	-1	3		0	4		dBm
Sub-Harmonic Suppression		30			30		dBc
Input Return Loss		17			16		dB
Output Return Loss		5.5			6		dB
SSB Phase Noise (100 kHz Offset)		-142			-142		dBc/Hz
Supply Current (I _{CC})		46	61		46	61	mA

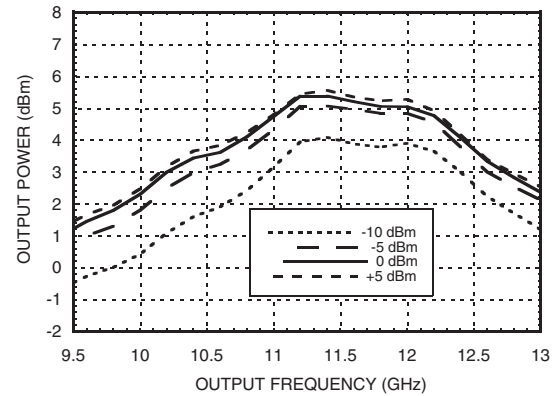


**SMT GaAs HBT MMIC x2 ACTIVE
FREQUENCY MULTIPLIER, 9.9 - 12.7 GHz OUTPUT**

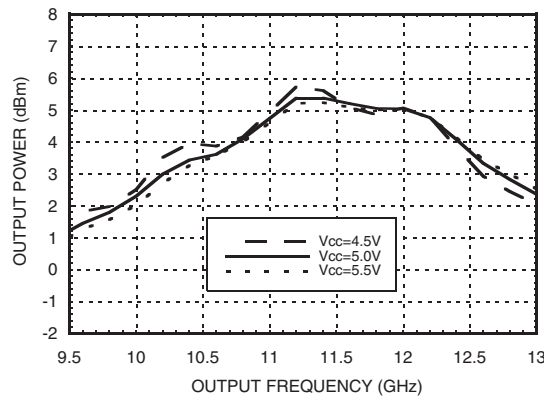
**Output Power vs.
Temperature @ 0 dBm Drive Level**



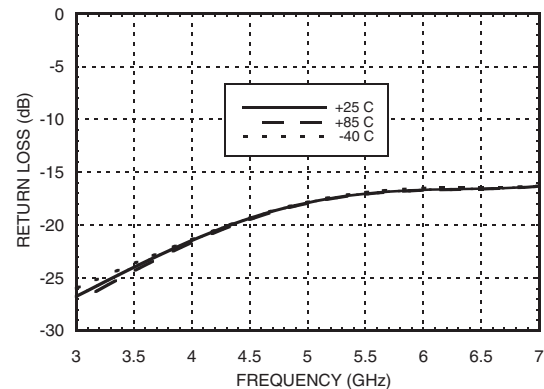
Output Power vs. Drive Level



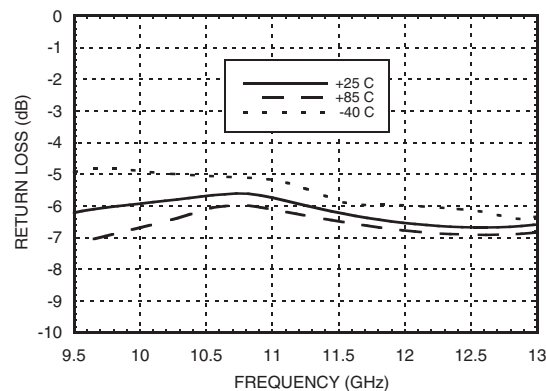
**Output Power vs.
Supply Voltage @ 0 dBm Drive Level**



Input Return Loss vs. Temperature



Output Return Loss vs. Temperature

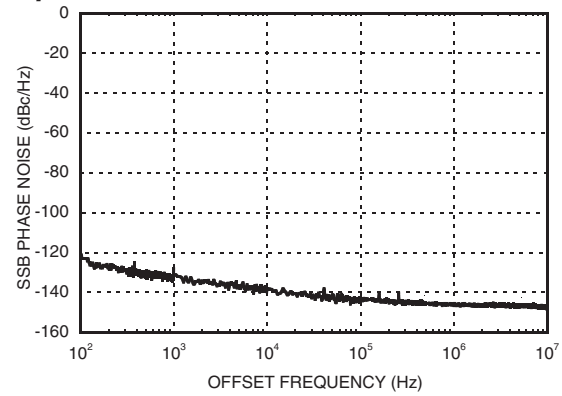
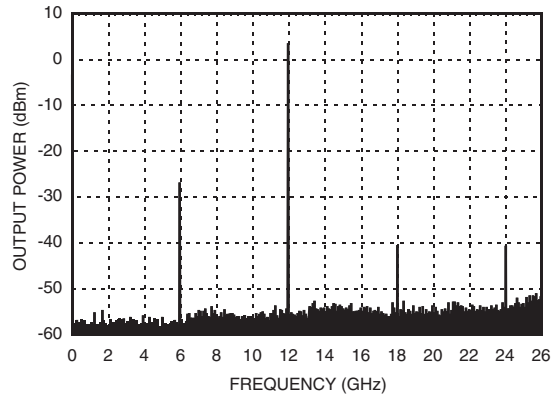


**SMT GaAs HBT MMIC x2 ACTIVE
FREQUENCY MULTIPLIER, 9.9 - 12.7 GHz OUTPUT**

SSB Phase Noise

**Performance, F_{out} = 10.66 GHz,
Input Power = 0 dBm**

Output Spectrum





SMT GaAs HBT MMIC x2 ACTIVE FREQUENCY MULTIPLIER, 9.9 - 12.7 GHz OUTPUT

Absolute Maximum Ratings

RF Input (Vcc = +5V)	+20 dBm
Vcc	+5.5V
Channel Temperature	135 °C
Continuous Pdiss (T=85 °C) (derate 6.8 mW/°C above 85 °C)	440 mW
Thermal Resistance (R _{thj}) (junction to ground paddle)	147.8 °C/W
Storage Temperature	-65 to +150 °C
Operating Temperature	-40 to +85 °C

Typical Supply Current vs. Vcc

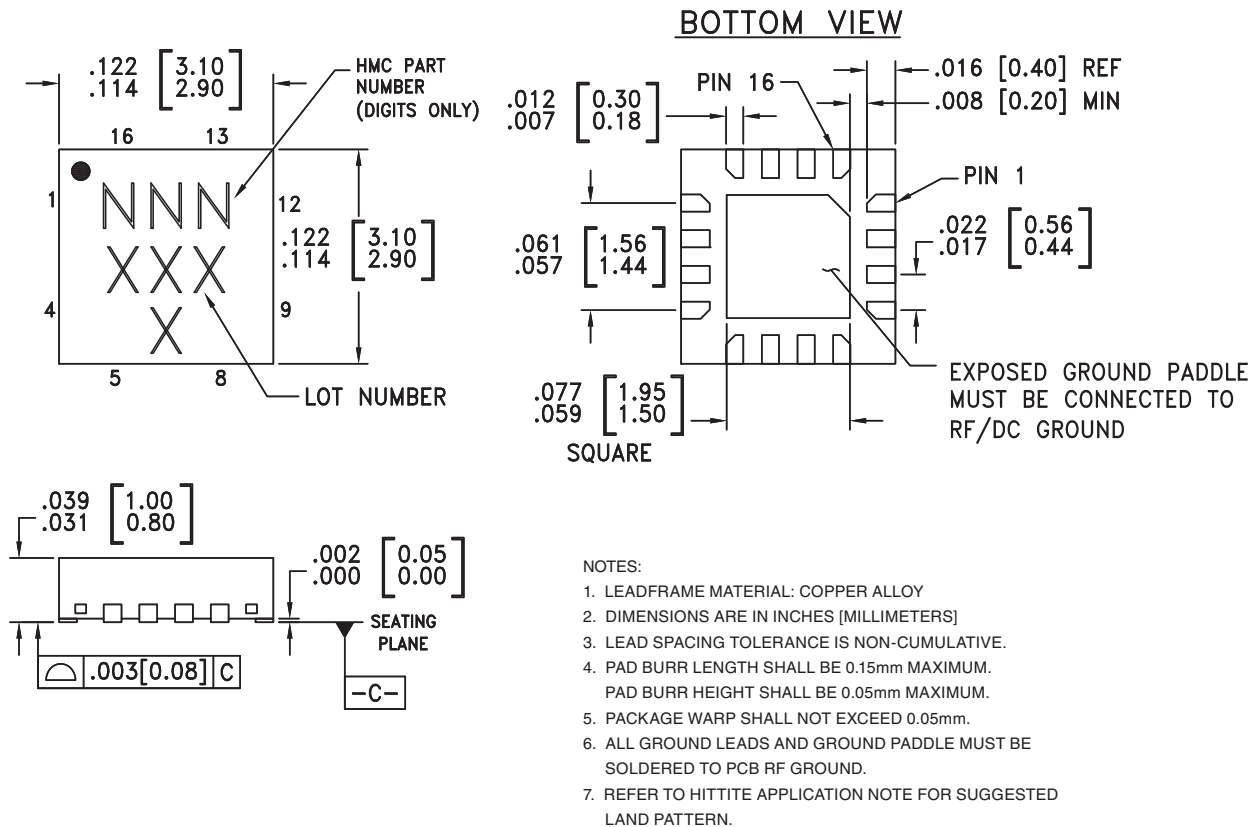
Vcc (V)	Icc (mA)
4.5	45
5.0	46
5.5	47

Note: Multiplier will operate over full voltage range shown above.



ELECTROSTATIC SENSITIVE DEVICE
OBSERVE HANDLING PRECAUTIONS

Outline Drawing



Package Information

Part Number	Package Body Material	Lead Finish	MSL Rating	Package Marking ^[3]
HMC369LP3	Low Stress Injection Molded Plastic	Sn/Pb Solder	MSL1 ^[1]	369 XXXX
HMC369LP3E	RoHS-compliant Low Stress Injection Molded Plastic	100% matte Sn	MSL1 ^[2]	369 XXXX

[1] Max peak reflow temperature of 235 °C

[2] Max peak reflow temperature of 260 °C

[3] 4-Digit lot number XXXX

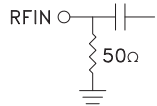

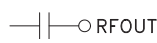
Information furnished by Analog Devices is believed to be accurate and reliable. However, no responsibility is assumed by Analog Devices for its use, nor for any infringements of patents or other rights of third parties that may result from its use. Specifications subject to change without notice. No license is granted by implication or otherwise under any patent or patent rights of Analog Devices. Trademarks and registered trademarks are the property of their respective owners.

For price, delivery, and to place orders: Analog Devices, Inc., One Technology Way, P.O. Box 9106, Norwood, MA 02062-9106
Phone: 781-329-4700 • Order online at www.analog.com
Application Support: Phone: 1-800-ANALOG-D

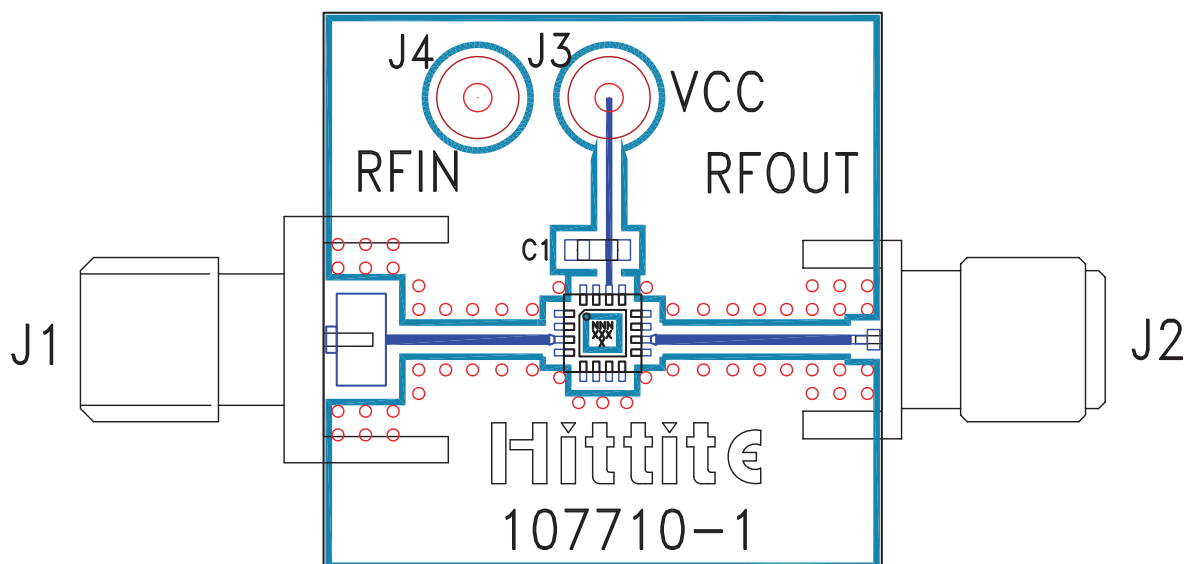


**SMT GaAs HBT MMIC x2 ACTIVE
FREQUENCY MULTIPLIER, 9.9 - 12.7 GHz OUTPUT**

Pin Description

Pin Number	Function	Description	Interface Schematic
1, 2, 5 - 8, 11 - 13, 15, 16	N/C	The pins are not connected internally; however, all data shown herein was measured with these pins connected to RF/DC ground externally.	
3	RFIN	RF input needs to be DC blocked only if there is an external DC voltage applied to RFIN.	
4, 9	GND	All ground leads and ground paddle must be soldered to PCB RF/DC ground.	
10	RFOUT	Multiplied Output. AC coupled. No external DC blocks necessary.	
14	Vcc	Supply voltage 5V ± 0.5V.	

Evaluation PCB



List of Materials for Evaluation PCB 107712 [1]

Item	Description
J1, J2	PCB Mount SMA Connector
J3, J4	DC Pin
C1	0.01 μ F Capacitor, 0603 Pkg.
U1	HMC369LP3 / HMC369LP3E x2 Active Multiplier
PCB [2]	107710 Eval Board

[1] Reference this number when ordering complete evaluation PCB

[2] Circuit Board Material: Rogers 4350

The circuit board used in the final application should be generated with proper RF circuit design techniques. Signal lines should have 50 ohm impedance while the package ground leads and exposed paddle should be connected directly to the ground plane similar to that shown. The evaluation circuit board shown is available from Hittite upon request.



**Стандарт
Электрон
Связь**

Мы молодая и активно развивающаяся компания в области поставок электронных компонентов. Мы поставляем электронные компоненты отечественного и импортного производства напрямую от производителей и с крупнейших складов мира.

Благодаря сотрудничеству с мировыми поставщиками мы осуществляем комплексные и плановые поставки широчайшего спектра электронных компонентов.

Собственная эффективная логистика и склад в обеспечивает надежную поставку продукции в точно указанные сроки по всей России.

Мы осуществляем техническую поддержку нашим клиентам и предпродажную проверку качества продукции. На все поставляемые продукты мы предоставляем гарантию .

Осуществляем поставки продукции под контролем ВП МО РФ на предприятия военно-промышленного комплекса России , а также работаем в рамках 275 ФЗ с открытием отдельных счетов в уполномоченном банке. Система менеджмента качества компании соответствует требованиям ГОСТ ISO 9001.

Минимальные сроки поставки, гибкие цены, неограниченный ассортимент и индивидуальный подход к клиентам являются основой для выстраивания долгосрочного и эффективного сотрудничества с предприятиями радиоэлектронной промышленности, предприятиями ВПК и научно-исследовательскими институтами России.

С нами вы становитесь еще успешнее!

Наши контакты:

Телефон: +7 812 627 14 35

Электронная почта: sales@st-electron.ru

Адрес: 198099, Санкт-Петербург,
Промышленная ул, дом № 19, литера Н,
помещение 100-Н Офис 331