



Aluminum electrolytic capacitors

Single-ended capacitors

Series/Type: 6 (' , &%

The following products presented in this data sheet are being withdrawn.

| Ordering Code | Substitute Product | Date of Withdrawal | Deadline Last Orders | Last Shipments |
|--------------------|--------------------|--------------------|----------------------|----------------|
| see following page | | 2013-10-18 | 2014-01-18 | 2014-04-18 |

For further information please contact your nearest EPCOS sales office, which will also support you in selecting a suitable substitute. The addresses of our worldwide sales network are presented at www.epcos.com/sales.

© EPCOS AG 2015. Reproduction, publication and dissemination of this publication, enclosures hereto and the information contained therein without EPCOS' prior express consent is prohibited.

EPCOS AG is a TDK Group Company.

General-purpose grade capacitors

Applications

- General-purpose applications in the entertainment industry
- Semi-professional to professional application range
- For filtering, coupling and pulse circuits

Features

- Compact dimensions
- High CV product, i.e. very compact
- RoHS-compatible

Construction

- Radial leads
- Charge-discharge proof, polar
- Aluminum case with insulating sleeve
- Minus pole marking on the insulating sleeve
- Case with safety vent from diameter 6.3 mm

Delivery mode

Terminal configurations and packing:

- Bulk
- Taped, Ammo pack
- Cut
- Kinked
- PAPR (protection against polarity reversal):
crimped leads, J leads, bent leads

Refer to chapter "Single-ended capacitors – Taping, packing and lead configurations" for further details.




Specifications and characteristics in brief

| | | | | | | | | | | |
|----------------------------------------------------------------------------------------------------------------|-----------------------------------------------------------------------------------------------------------------------------------------------------------------------------------------------|------------|-------------------------|------|-----------------------------------------------------------------------------------------------|------|------|------|--------------|----------------|
| Series | B41821 | | B43821 | | | | | | | |
| Rated voltage V_R | 6.3 ... 100 V DC | | 160 ... 450 V DC | | | | | | | |
| Surge voltage V_S | 1.15 · V_R | | 1.1 · V_R | | | | | | | |
| Rated capacitance C_R | 0.1 ... 10000 μ F | | 0.47 ... 680 μ F | | | | | | | |
| Capacitance tolerance | $\pm 20\% \triangleq M$ | | $\pm 20\% \triangleq M$ | | | | | | | |
| Dissipation factor $\tan \delta$ (20 °C, 120 Hz) | For capacitance higher than 1000 μ F add 0.02 for every increase of 1000 μ F. | | | | | | | | | |
| | V_R (V DC) | 6.3 | 10 | 16 | 25 | 35 | 50 | 63 | 100 | 160 ... 450 |
| | $\tan \delta$ (max.) | 0.28 | 0.24 | 0.20 | 0.16 | 0.14 | 0.12 | 0.12 | 0.10 | 0.20 |
| Leakage current I_{leak} (20 °C, 5 min) | $I_{leak} = 0.01 \mu A \cdot \left(\frac{C_R}{\mu F} \cdot \frac{V_R}{V} \right)$ or 3 μA , whichever is greater | | | | $I_{leak} = 0.03 \mu A \cdot \left(\frac{C_R}{\mu F} \cdot \frac{V_R}{V} \right) + 15 \mu A$ | | | | | |
| Self-inductance ESL | Diameter (mm) | ≤ 6.3 | 8 ... 12.5 | | 16 | | 18 | | 20 ... 25 | |
| | ESL (nH) | 15 | 20 | | 26 | | 34 | | 40 | |
| Useful life 85 °C; V_R ; $I_{AC,R}$ 40 °C; V_R ; 1.3 · $I_{AC,R}$ 40 °C; V_R ; 1.6 · $I_{AC,R}$ | > 2000 h | | | | > 3000 h | | | | | |
| | > 100000 h | | | | – | | | | | |
| | – | | | | > 100000 h | | | | | |
| Requirements | $\Delta C/C \leq \pm 45\%$ of initial value | | | | | | | | | |
| | $\tan \delta \leq 3$ times initial specified limit | | | | | | | | | |
| | $I_{leak} \leq$ initial specified limit | | | | | | | | | |
| Voltage endurance test 85 °C; V_R | 2000 h | | | | 2000 h | | | | | |
| | Post test requirements | | | | | | | | | |
| Vibration resistance test | $\Delta C/C \leq \pm 30\%$ of initial value | | | | | | | | | |
| | $\tan \delta \leq 2$ times initial specified limit | | | | | | | | | |
| | $I_{leak} \leq$ initial specified limit | | | | | | | | | |
| IEC climatic category | To IEC 60068-2-6, test Fc: Frequency range 10 Hz ... 2 kHz, displacement amplitude 1.5 mm, acceleration max. 20 g, duration 3 × 2 h. Capacitor rigidly clamped by the aluminum case. | | | | | | | | | |
| | To IEC 60068-1: $V_R \leq 250$ V: 40/085/56 (–40 °C/+85 °C/56 days damp heat test) $V_R \geq 350$ V: 25/085/56 (–25 °C/+85 °C/56 days damp heat test) | | | | | | | | | |
| | Sectional specification IEC 60384-4 | | | | | | | | | |



B41821, B43821

Standard series – 85 °C

Dimensional drawings

With stand-off rubber seal

Diameters (mm):

6.3, 10, 12.5, 16, 18, 22, 25

With flat rubber seal

Diameters (mm):

5, 8, 20



Safety vent for diameter ≥ 6.3 mm.

Dimensions and weights

| Dimensions (mm) | | | | Approx. weight |
|-----------------|-----------|-------------|-----------------|----------------|
| d +0.5 | l | a ± 0.5 | b | g |
| 5 | 11 +1.0 | 2.0 | 0.50 ± 0.05 | 0.5 |
| 6.3 | 11 +1.0 | 2.5 | 0.50 ± 0.05 | 0.7 |
| 8 | 11.5 +1.5 | 3.5 | 0.60 ± 0.05 | 1.0 |
| 10 | 12.5 +1.0 | 5.0 | 0.60 ± 0.05 | 1.6 |
| 10 | 16 +1.0 | 5.0 | 0.60 ± 0.05 | 1.9 |
| 10 | 20 +2.0 | 5.0 | 0.60 ± 0.05 | 2.6 |
| 12.5 | 20 +2.0 | 5.0 | 0.60 ± 0.05 | 3.6 |
| 12.5 | 25 +2.0 | 5.0 | 0.60 ± 0.05 | 4.5 |
| 16 | 20 +2.0 | 7.5 | 0.80 ± 0.05 | 5.5 |
| 16 | 25 +2.0 | 7.5 | 0.80 ± 0.05 | 7.5 |
| 16 | 31.5 +2.0 | 7.5 | 0.80 ± 0.05 | 7.8 |
| 18 | 31.5 +2.0 | 7.5 | 0.80 ± 0.1 | 11.0 |
| 18 | 35 +2.0 | 7.5 | 0.80 ± 0.1 | 13.0 |
| 18 | 40 +2.0 | 7.5 | 0.80 ± 0.1 | 16.0 |
| 20 | 30 +2.0 | 10.0 | 1.0 ± 0.1 | 14.0 |
| 20 | 35 +2.0 | 10.0 | 1.0 ± 0.1 | 18.0 |
| 20 | 40 +2.0 | 10.0 | 1.0 ± 0.1 | 20.0 |
| 22 | 40 +2.0 | 10.0 | 1.0 ± 0.1 | 23.0 |
| 25 | 40 +2.0 | 12.5 | 1.0 ± 0.1 | 25.0 |


Overview of available types – B41821

Other voltage and capacitance ratings are available upon request.

| V_R (V DC) | 6.3 | 10 | 16 | 25 | 35 |
|------------------|-----------------------------------|-----------|----------------------|-----------------------|-----------|
| | Case dimensions $d \times l$ (mm) | | | | |
| C_R (μ F) | | | | | |
| 33 | | | | | 5 × 11 |
| 47 | | | | 5 × 11 | 5 × 11 |
| 68 | | | | 5 × 11 | 6.3 × 11 |
| 100 | | 5 × 11 | 5 × 11 | 6.3 × 11 | 6.3 × 11 |
| 220 | | 6.3 × 11 | 6.3 × 11 | 8 × 11.5 | 8 × 11.5 |
| 330 | 6.3 × 11 | 8 × 11.5 | 8 × 11.5 | 8 × 11.5 10 × 12.5 | 10 × 12.5 |
| 470 | 8 × 11.5 | 8 × 11.5 | 8 × 11.5 | 10 × 12.5 | 10 × 16 |
| 680 | 8 × 11.5 | 10 × 12.5 | 10 × 12.5 | 10 × 16 | 10 × 20 |
| 1000 | 10 × 12.5 | 10 × 12.5 | 10 × 16 | 10 × 20 | 12.5 × 20 |
| 1500 | 10 × 16 | 10 × 20 | 10 × 20 | 12.5 × 20 | 16 × 20 |
| 2200 | 10 × 20 | 10 × 20 | 12.5 × 20 | 12.5 × 25 | 16 × 25 |
| 3300 | 10 × 20 | 12.5 × 25 | 12.5 × 25 16 × 25 | 16 × 25 | 16 × 31.5 |
| 4700 | 12.5 × 25 | 16 × 20 | 16 × 25 | 16 × 31.5 | 18 × 35 |
| 6800 | | 16 × 25 | 16 × 31.5 | 18 × 35 | 18 × 40 |
| 10000 | | 18 × 31.5 | 18 × 35 | 20 × 40 | |


B41821
Standard series – 85 °C

| V_R (V DC) | 50 | 63 | 100 |
|------------------|-----------------------------------|-----------|-----------------------|
| | Case dimensions $d \times l$ (mm) | | |
| C_R (μ F) | | | |
| 0.10 | | | 5 × 11 |
| 0.22 | | | 5 × 11 |
| 0.33 | | | 5 × 11 |
| 0.47 | | | 5 × 11 |
| 0.68 | | | 5 × 11 |
| 1.0 | | | 5 × 11 |
| 2.2 | | | 5 × 11 |
| 3.3 | | | 5 × 11 |
| 4.7 | | | 5 × 11 |
| 10 | 5 × 11 | 5 × 11 | 6.3 × 11 |
| 22 | 5 × 11 | 5 × 11 | 8 × 11.5 |
| 33 | 6.3 × 11 | 6.3 × 11 | 8 × 11.5 10 × 12.5 |
| 47 | 6.3 × 11 | 6.3 × 11 | 10 × 12.5 |
| 68 | 6.3 × 11 | 8 × 11.5 | 10 × 16 |
| 100 | 8 × 11.5 | 8 × 11.5 | 10 × 20 |
| 220 | 10 × 12.5 | 10 × 16 | 12.5 × 25 |
| 330 | 10 × 16 | 10 × 20 | 16 × 25 |
| 470 | 10 × 20 | 12.5 × 20 | 16 × 31.5 |
| 680 | 12.5 × 20 | 16 × 20 | 18 × 40 |
| 1000 | 12.5 × 25 | 16 × 25 | 18 × 40 20 × 40 |
| 1500 | 16 × 25 | 18 × 31.5 | |
| 2200 | 16 × 31.5 | 18 × 35 | |
| 3300 | 18 × 35 | 20 × 40 | |
| 4700 | 20 × 40 | 25 × 40 | |


Overview of available types – B43821

Other voltage and capacitance ratings are available upon request.

| V_R (V DC) | 160 | 200 | 250 | 350 | 400 | 450 |
|------------------|-----------------------------------|-----------|-----------|----------------------|-----------|-----------|
| | Case dimensions $d \times l$ (mm) | | | | | |
| C_R (μ F) | | | | | | |
| 0.47 | | | 6.3 × 11 | 6.3 × 11 | | |
| 0.68 | | | 6.3 × 11 | 6.3 × 11 | | |
| 1.0 | 6.3 × 11 | 6.3 × 11 | 6.3 × 11 | 6.3 × 11 | | |
| 2.2 | 6.3 × 11 | 6.3 × 11 | 6.3 × 11 | 6.3 × 11 8 × 11.5 | 8 × 11.5 | 8 × 11.5 |
| 3.3 | 6.3 × 11 | 6.3 × 11 | 6.3 × 11 | 8 × 11.5 | 8 × 11.5 | 10 × 12.5 |
| 4.7 | 6.3 × 11 | 6.3 × 11 | 8 × 11.5 | 8 × 11.5 | 10 × 12.5 | 10 × 12.5 |
| 10 | 8 × 11.5 | 8 × 11.5 | 10 × 12.5 | 10 × 16 | 10 × 20 | 10 × 20 |
| 22 | 10 × 12.5 10 × 16 | 10 × 16 | 10 × 20 | 12.5 × 20 | 12.5 × 25 | 12.5 × 25 |
| 33 | 10 × 16 10 × 20 | 10 × 20 | 12.5 × 20 | 12.5 × 25 | 16 × 20 | 16 × 25 |
| 47 | 10 × 20 12.5 × 20 | 12.5 × 20 | 12.5 × 25 | 16 × 25 | 16 × 25 | 16 × 31.5 |
| 68 | 12.5 × 20 | 12.5 × 25 | 16 × 25 | 16 × 31.5 | 18 × 31.5 | 18 × 35 |
| 100 | 12.5 × 25 16 × 25 | 16 × 25 | 16 × 31.5 | 18 × 35 | 18 × 40 | 20 × 40 |
| 220 | 16 × 31.5 18 × 31.5 | 18 × 31.5 | 18 × 40 | | | |
| 330 | 18 × 35 | 20 × 35 | 22 × 40 | | | |
| 470 | 20 × 40 | 22 × 40 | | | | |
| 680 | 25 × 40 | | | | | |


B41821
Standard series – 85 °C
Technical data and ordering codes – B41821

| C_R 120 Hz 20 °C μF | Case dimensions $d \times l$ mm | ESR_{max} 120 Hz 20 °C Ω | $I_{\text{AC,R}}$ 120 Hz 85 °C mA | Ordering code (composition see below) |
|--------------------------------------------|---------------------------------------|----------------------------------------------------------|--------------------------------------------|------------------------------------------|
| $V_R = 6.3 \text{ V DC}$ | | | | |
| 330 | 6.3 × 11 | 1.4 | 280 | B41821A2337M*** |
| 470 | 8 × 11.5 | 1.0 | 380 | B41821B2477M*** |
| 680 | 8 × 11.5 | 0.68 | 400 | B41821F2687M*** |
| 1000 | 10 × 12.5 | 0.46 | 650 | B41821A2108M*** |
| 1500 | 10 × 16 | 0.31 | 750 | B41821A2158M*** |
| 2200 | 10 × 20 | 0.23 | 1000 | B41821A2228M*** |
| 3300 | 10 × 20 | 0.16 | 1190 | B41821A2338M*** |
| 4700 | 12.5 × 25 | 0.12 | 1600 | B41821A2478M*** |
| $V_R = 10 \text{ V DC}$ | | | | |
| 100 | 5 × 11 | 4.0 | 145 | B41821A3107M*** |
| 220 | 6.3 × 11 | 1.8 | 240 | B41821A3227M*** |
| 330 | 8 × 11.5 | 1.2 | 290 | B41821B3337M*** |
| 470 | 8 × 11.5 | 0.85 | 400 | B41821A3477M*** |
| 680 | 10 × 12.5 | 0.59 | 460 | B41821A3687M*** |
| 1000 | 10 × 12.5 | 0.40 | 650 | B41821A3108M*** |
| 1500 | 10 × 20 | 0.27 | 740 | B41821A3158M*** |
| 2200 | 10 × 20 | 0.20 | 1100 | B41821A3228M*** |
| 3300 | 12.5 × 25 | 0.14 | 1550 | B41821A3338M*** |
| 4700 | 16 × 20 | 0.11 | 1700 | B41821A3478M*** |
| 6800 | 16 × 25 | 0.08 | 2250 | B41821F3688M*** |
| 10000 | 18 × 31.5 | 0.07 | 2600 | B41821F3109M*** |
| $V_R = 16 \text{ V DC}$ | | | | |
| 100 | 5 × 11 | 3.3 | 180 | B41821A4107M*** |
| 220 | 6.3 × 11 | 1.5 | 260 | B41821F4227M*** |
| 330 | 8 × 11.5 | 1.0 | 370 | B41821B4337M*** |
| 470 | 8 × 11.5 | 0.71 | 440 | B41821F4477M*** |

Composition of ordering code

*** = Version

000 = for standard leads, bulk

 001 = for kinked leads, bulk (from $d \times l = 10 \times 20 \text{ mm}$ to $18 \times 40 \text{ mm}$)

 002 = for cut leads, bulk (from $d \times l = 10 \times 12.5 \text{ mm}$ to $22 \times 40 \text{ mm}$)

 003 = for crimped leads, blister (from $d \times l = 16 \times 20 \text{ mm}$ to $20 \times 40 \text{ mm}$)

 004 = for J leads, blister (from $d \times l = 10 \times 12.5 \text{ mm}$ to $18 \times 35 \text{ mm}$)

 006 = for taped leads, Ammo pack, lead spacing $F = 3.5 \text{ mm}$ (for $d = 8 \text{ mm}$)

 007 = for taped leads, Ammo pack, lead spacing $F = 2.5 \text{ mm}$ (from $d = 5 \text{ mm}$ to 6.3 mm)

 008 = for taped leads, Ammo pack, lead spacing $F = 5.0 \text{ mm}$ (from $d \times l = 5 \times 11 \text{ mm}$ to $12.5 \times 25 \text{ mm}$)

 009 = for taped leads, Ammo pack, lead spacing $F = 7.5 \text{ mm}$ (for $d \times l = 16 \times 20 \dots 16 \times 31.5 \text{ mm}$ and $18 \times 25 \dots 18 \times 31.5 \text{ mm}$)

 012 = for bent 90° leads, blister (for $\varnothing 16$ and 18 mm)


B41821
Standard series – 85 °C
Technical data and ordering codes – B41821

| C_R 120 Hz 20 °C μF | Case dimensions $d \times l$ mm | ESR_{max} 120 Hz 20 °C Ω | $I_{\text{AC,R}}$ 120 Hz 85 °C mA | Ordering code (composition see below) |
|-------------------------------------------|---------------------------------------|----------------------------------------------------------|--------------------------------------------|------------------------------------------|
| $V_R = 16 \text{ V DC}$ | | | | |
| 680 | 10 × 12.5 | 0.49 | 600 | B41821F4687M*** |
| 1000 | 10 × 16 | 0.33 | 790 | B41821A4108M*** |
| 1500 | 10 × 20 | 0.22 | 950 | B41821F4158M*** |
| 2200 | 12.5 × 20 | 0.17 | 1300 | B41821K4228M*** |
| 3300 | 12.5 × 25 | 0.12 | 1700 | B41821F4338M*** |
| 3300 | 16 × 25 | 0.12 | 1800 | B41821A4338M*** |
| 4700 | 16 × 25 | 0.09 | 2100 | B41821A4478M*** |
| 6800 | 16 × 31.5 | 0.07 | 2300 | B41821F4688M*** |
| 10000 | 18 × 35 | 0.06 | 2750 | B41821F4109M*** |
| $V_R = 25 \text{ V DC}$ | | | | |
| 47 | 5 × 11 | 5.6 | 115 | B41821A5476M*** |
| 68 | 5 × 11 | 3.9 | 125 | B41821F5686M*** |
| 100 | 6.3 × 11 | 2.7 | 190 | B41821A5107M*** |
| 220 | 8 × 11.5 | 1.2 | 330 | B41821B5227M*** |
| 330 | 8 × 11.5 | 0.80 | 440 | B41821F5337M*** |
| 330 | 10 × 12.5 | 0.80 | 440 | B41821A5337M*** |
| 470 | 10 × 12.5 | 0.56 | 550 | B41821B5477M*** |
| 680 | 10 × 16 | 0.39 | 630 | B41821F5687M*** |
| 1000 | 10 × 20 | 0.27 | 960 | B41821A5108M*** |
| 1500 | 12.5 × 20 | 0.18 | 1100 | B41821F5158M*** |
| 2200 | 12.5 × 25 | 0.14 | 1550 | B41821F5228M*** |
| 3300 | 16 × 25 | 0.10 | 1980 | B41821A5338M*** |
| 4700 | 16 × 31.5 | 0.08 | 2450 | B41821A5478M*** |
| 6800 | 18 × 35 | 0.06 | 2650 | B41821F5688M*** |
| 10000 | 20 × 40 | 0.06 | 2900 | B41821F5109M*** |

Composition of ordering code

*** = Version

000 = for standard leads, bulk

 001 = for kinked leads, bulk (from $d \times l = 10 \times 20 \text{ mm}$ to $18 \times 40 \text{ mm}$)

 002 = for cut leads, bulk (from $d \times l = 10 \times 12.5 \text{ mm}$ to $22 \times 40 \text{ mm}$)

 003 = for crimped leads, blister (from $d \times l = 16 \times 20 \text{ mm}$ to $20 \times 40 \text{ mm}$)

 004 = for J leads, blister (from $d \times l = 10 \times 12.5 \text{ mm}$ to $18 \times 35 \text{ mm}$)

 006 = for taped leads, Ammo pack, lead spacing $F = 3.5 \text{ mm}$ (for $d = 8 \text{ mm}$)

 007 = for taped leads, Ammo pack, lead spacing $F = 2.5 \text{ mm}$ (from $d = 5 \text{ mm}$ to 6.3 mm)

 008 = for taped leads, Ammo pack, lead spacing $F = 5.0 \text{ mm}$ (from $d \times l = 5 \times 11 \text{ mm}$ to $12.5 \times 25 \text{ mm}$)

 009 = for taped leads, Ammo pack, lead spacing $F = 7.5 \text{ mm}$ (for $d \times l = 16 \times 20 \dots 16 \times 31.5 \text{ mm}$ and $18 \times 25 \dots 18 \times 31.5 \text{ mm}$)

 012 = for bent 90° leads, blister (for $\varnothing 16$ and 18 mm)


B41821
Standard series – 85 °C
Technical data and ordering codes – B41821

| C_R 120 Hz 20 °C μF | Case dimensions $d \times l$ mm | ESR_{max} 120 Hz 20 °C Ω | $I_{\text{AC,R}}$ 120 Hz 85 °C mA | Ordering code (composition see below) |
|-------------------------------------------|---------------------------------------|----------------------------------------------------------|--------------------------------------------|------------------------------------------|
| $V_R = 35 \text{ V DC}$ | | | | |
| 33 | 5 × 11 | 7.0 | 105 | B41821A7336M*** |
| 47 | 5 × 11 | 4.9 | 130 | B41821A7476M*** |
| 68 | 6.3 × 11 | 3.4 | 160 | B41821A7686M*** |
| 100 | 6.3 × 11 | 2.3 | 210 | B41821F7107M*** |
| 220 | 8 × 11.5 | 1.1 | 385 | B41821F7227M*** |
| 330 | 10 × 12.5 | 0.70 | 490 | B41821A7337M*** |
| 470 | 10 × 16 | 0.49 | 650 | B41821A7477M*** |
| 680 | 10 × 20 | 0.34 | 840 | B41821A7687M*** |
| 1000 | 12.5 × 20 | 0.23 | 1150 | B41821K7108M*** |
| 1500 | 16 × 20 | 0.15 | 1400 | B41821F7158M*** |
| 2200 | 16 × 25 | 0.12 | 1800 | B41821F7228M*** |
| 3300 | 16 × 31.5 | 0.09 | 2100 | B41821F7338M*** |
| 4700 | 18 × 35 | 0.07 | 2550 | B41821F7478M*** |
| 6800 | 18 × 40 | 0.06 | 2800 | B41821K7688M*** |
| $V_R = 50 \text{ V DC}$ | | | | |
| 10 | 5 × 11 | 20 | 60 | B41821A6106M*** |
| 22 | 5 × 11 | 9.0 | 95 | B41821A6226M*** |
| 33 | 6.3 × 11 | 6.0 | 110 | B41821A6336M*** |
| 47 | 6.3 × 11 | 4.2 | 155 | B41821A6476M*** |
| 68 | 6.3 × 11 | 2.9 | 210 | B41821F6686M*** |
| 100 | 8 × 11.5 | 2.0 | 260 | B41821A6107M*** |
| 220 | 10 × 12.5 | 0.90 | 430 | B41821A6227M*** |
| 330 | 10 × 16 | 0.60 | 590 | B41821A6337M*** |

Composition of ordering code

*** = Version

000 = for standard leads, bulk

 001 = for kinked leads, bulk (from $d \times l = 10 \times 20 \text{ mm}$ to $18 \times 40 \text{ mm}$)

 002 = for cut leads, bulk (from $d \times l = 10 \times 12.5 \text{ mm}$ to $22 \times 40 \text{ mm}$)

 003 = for crimped leads, blister (from $d \times l = 16 \times 20 \text{ mm}$ to $20 \times 40 \text{ mm}$)

 004 = for J leads, blister (from $d \times l = 10 \times 12.5 \text{ mm}$ to $18 \times 35 \text{ mm}$)

 006 = for taped leads, Ammo pack, lead spacing $F = 3.5 \text{ mm}$ (for $d = 8 \text{ mm}$)

 007 = for taped leads, Ammo pack, lead spacing $F = 2.5 \text{ mm}$ (from $d = 5 \text{ mm}$ to 6.3 mm)

 008 = for taped leads, Ammo pack, lead spacing $F = 5.0 \text{ mm}$ (from $d \times l = 5 \times 11 \text{ mm}$ to $12.5 \times 25 \text{ mm}$)

 009 = for taped leads, Ammo pack, lead spacing $F = 7.5 \text{ mm}$ (for $d \times l = 16 \times 20 \dots 16 \times 31.5 \text{ mm}$ and $18 \times 25 \dots 18 \times 31.5 \text{ mm}$)

 012 = for bent 90° leads, blister (for $\varnothing 16$ and 18 mm)


B41821
Standard series – 85 °C
Technical data and ordering codes – B41821

| C_R 120 Hz 20 °C μF | Case dimensions $d \times l$ mm | ESR_{max} 120 Hz 20 °C Ω | $I_{AC,R}$ 120 Hz 85 °C mA | Ordering code (composition see below) |
|-------------------------------------|---------------------------------------|--------------------------------------------|-------------------------------------|------------------------------------------|
| $V_R = 50 V DC$ | | | | |
| 470 | 10 × 20 | 0.42 | 760 | B41821A6477M*** |
| 680 | 12.5 × 20 | 0.29 | 1000 | B41821F6687M*** |
| 1000 | 12.5 × 25 | 0.20 | 1350 | B41821F6108M*** |
| 1500 | 16 × 25 | 0.13 | 1800 | B41821F6158M*** |
| 2200 | 16 × 31.5 | 0.11 | 1980 | B41821F6228M*** |
| 3300 | 18 × 35 | 0.08 | 2500 | B41821F6338M*** |
| 4700 | 20 × 40 | 0.06 | 2800 | B41821K6478M*** |
| $V_R = 63 V DC$ | | | | |
| 10 | 5 × 11 | 20 | 65 | B41821A8106M*** |
| 22 | 5 × 11 | 9.0 | 100 | B41821F8226M*** |
| 33 | 6.3 × 11 | 6.0 | 140 | B41821A8336M*** |
| 47 | 6.3 × 11 | 4.2 | 170 | B41821F8476M*** |
| 68 | 8 × 11.5 | 2.9 | 220 | B41821F8686M*** |
| 100 | 8 × 11.5 | 2.0 | 280 | B41821F8107M*** |
| 220 | 10 × 16 | 0.90 | 490 | B41821A8227M*** |
| 330 | 10 × 20 | 0.60 | 710 | B41821A8337M*** |
| 470 | 12.5 × 20 | 0.42 | 900 | B41821F8477M*** |
| 680 | 16 × 20 | 0.29 | 1100 | B41821F8687M*** |
| 1000 | 16 × 25 | 0.20 | 1300 | B41821F8108M*** |
| 1500 | 18 × 31.5 | 0.13 | 1800 | B41821F8158M*** |
| 2200 | 18 × 35 | 0.11 | 2300 | B41821K8228M*** |
| 3300 | 20 × 40 | 0.08 | 2700 | B41821A8338M*** |
| 4700 | 25 × 40 | 0.06 | 3200 | B41821F8478M*** |

Composition of ordering code

*** = Version

000 = for standard leads, bulk

 001 = for kinked leads, bulk (from $d \times l = 10 \times 20$ mm to 18×40 mm)

 002 = for cut leads, bulk (from $d \times l = 10 \times 12.5$ mm to 22×40 mm)

 003 = for crimped leads, blister (from $d \times l = 16 \times 20$ mm to 20×40 mm)

 004 = for J leads, blister (from $d \times l = 10 \times 12.5$ mm to 18×35 mm)

 006 = for taped leads, Ammo pack, lead spacing $F = 3.5$ mm (for $d = 8$ mm)

 007 = for taped leads, Ammo pack, lead spacing $F = 2.5$ mm (from $d = 5$ mm to 6.3 mm)

 008 = for taped leads, Ammo pack, lead spacing $F = 5.0$ mm (from $d \times l = 5 \times 11$ mm to 12.5×25 mm)

 009 = for taped leads, Ammo pack, lead spacing $F = 7.5$ mm (for $d \times l = 16 \times 20 \dots 16 \times 31.5$ mm and $18 \times 25 \dots 18 \times 31.5$ mm)

 012 = for bent 90° leads, blister (for $\varnothing 16$ and 18 mm)


B41821
Standard series – 85 °C
Technical data and ordering codes – B41821

| C_R 120 Hz 20 °C μF | Case dimensions $d \times l$ mm | ESR_{max} 120 Hz 20 °C Ω | $I_{\text{AC,R}}$ 120 Hz 85 °C mA | Ordering code (composition see below) |
|-------------------------------------------|---------------------------------------|----------------------------------------------------------|--------------------------------------------|------------------------------------------|
| $V_R = 100 \text{ V DC}$ | | | | |
| 0.1 | 5 × 11 | 1658 | 2 | B41821A9104M*** |
| 0.22 | 5 × 11 | 754 | 5 | B41821A9224M*** |
| 0.33 | 5 × 11 | 502 | 7 | B41821A9334M*** |
| 0.47 | 5 × 11 | 353 | 10 | B41821A9474M*** |
| 0.68 | 5 × 11 | 244 | 13 | B41821A9684M*** |
| 1 | 5 × 11 | 166 | 21 | B41821A9105M*** |
| 2.2 | 5 × 11 | 75 | 30 | B41821A9225M*** |
| 3.3 | 5 × 11 | 50 | 40 | B41821A9335M*** |
| 4.7 | 5 × 11 | 35 | 45 | B41821A9475M*** |
| 10 | 6.3 × 11 | 17 | 75 | B41821A9106M*** |
| 22 | 8 × 11.5 | 7.5 | 140 | B41821B9226M*** |
| 33 | 8 × 11.5 | 5.0 | 180 | B41821F9336M*** |
| 33 | 10 × 12.5 | 5.0 | 190 | B41821A9336M*** |
| 47 | 10 × 12.5 | 3.5 | 230 | B41821B9476M*** |
| 68 | 10 × 16 | 2.4 | 280 | B41821A9686M*** |
| 100 | 10 × 20 | 1.7 | 350 | B41821A9107M*** |
| 220 | 12.5 × 25 | 0.75 | 620 | B41821A9227M*** |
| 330 | 16 × 25 | 0.50 | 800 | B41821A9337M*** |
| 470 | 16 × 31.5 | 0.35 | 1000 | B41821A9477M*** |
| 680 | 18 × 40 | 0.24 | 1100 | B41821F9687M*** |
| 1000 | 18 × 40 | 0.17 | 1300 | B41821G9108M*** |
| 1000 | 20 × 40 | 0.17 | 1400 | B41821A9108M*** |

Composition of ordering code

*** = Version

000 = for standard leads, bulk

 001 = for kinked leads, bulk (from $d \times l = 10 \times 20 \text{ mm}$ to $18 \times 40 \text{ mm}$)

 002 = for cut leads, bulk (from $d \times l = 10 \times 12.5 \text{ mm}$ to $22 \times 40 \text{ mm}$)

 003 = for crimped leads, blister (from $d \times l = 16 \times 20 \text{ mm}$ to $20 \times 40 \text{ mm}$)

 004 = for J leads, blister (from $d \times l = 10 \times 12.5 \text{ mm}$ to $18 \times 35 \text{ mm}$)

 006 = for taped leads, Ammo pack, lead spacing $F = 3.5 \text{ mm}$ (for $d = 8 \text{ mm}$)

 007 = for taped leads, Ammo pack, lead spacing $F = 2.5 \text{ mm}$ (from $d = 5 \text{ mm}$ to 6.3 mm)

 008 = for taped leads, Ammo pack, lead spacing $F = 5.0 \text{ mm}$ (from $d \times l = 5 \times 11 \text{ mm}$ to $12.5 \times 25 \text{ mm}$)

 009 = for taped leads, Ammo pack, lead spacing $F = 7.5 \text{ mm}$ (for $d \times l = 16 \times 20 \dots 16 \times 31.5 \text{ mm}$ and $18 \times 25 \dots 18 \times 31.5 \text{ mm}$)

 012 = for bent 90° leads, blister (for $\varnothing 16$ and 18 mm)


B43821
Standard series – 85 °C
Technical data and ordering codes – B43821

| C_R 120 Hz 20 °C μF | Case dimensions $d \times l$ mm | ESR_{max} 120 Hz 20 °C Ω | $I_{\text{AC,R}}$ 120 Hz 85 °C mA | Ordering code (composition see below) |
|-------------------------------------------|---------------------------------------|----------------------------------------------------------|--------------------------------------------|------------------------------------------|
|-------------------------------------------|---------------------------------------|----------------------------------------------------------|--------------------------------------------|------------------------------------------|

 $V_R = 160 \text{ V DC}$

| | | | | |
|-----|-----------|------|------|-----------------|
| 1 | 6.3 × 11 | 186 | 22 | B43821A1105M*** |
| 2.2 | 6.3 × 11 | 85 | 33 | B43821A1225M*** |
| 3.3 | 6.3 × 11 | 56 | 40 | B43821A1335M*** |
| 4.7 | 6.3 × 11 | 40 | 50 | B43821F1475M*** |
| 10 | 8 × 11.5 | 18 | 80 | B43821G1106M*** |
| 22 | 10 × 12.5 | 13 | 130 | B43821F1226M*** |
| 22 | 10 × 16 | 8.4 | 155 | B43821A1226M*** |
| 33 | 10 × 16 | 7.5 | 180 | B43821F1336M*** |
| 33 | 10 × 20 | 5.6 | 205 | B43821A1336M*** |
| 47 | 10 × 20 | 4.9 | 210 | B43821K1476M*** |
| 47 | 12.5 × 20 | 4.5 | 270 | B43821F1476M*** |
| 68 | 12.5 × 20 | 3.0 | 350 | B43821K1686M*** |
| 100 | 12.5 × 25 | 2.3 | 430 | B43821F1107M*** |
| 100 | 16 × 25 | 1.8 | 475 | B43821A1107M*** |
| 220 | 16 × 31.5 | 1.0 | 760 | B43821F1227M*** |
| 220 | 18 × 31.5 | 0.84 | 800 | B43821A1227M*** |
| 330 | 18 × 35 | 0.70 | 995 | B43821F1337M*** |
| 470 | 20 × 40 | 0.42 | 1300 | B43821F1477M*** |
| 680 | 25 × 40 | 0.34 | 1500 | B43821F1687M*** |

 $V_R = 200 \text{ V DC}$

| | | | | |
|-----|----------|-----|-----|-----------------|
| 1 | 6.3 × 11 | 186 | 22 | B43821A2105M*** |
| 2.2 | 6.3 × 11 | 85 | 33 | B43821A2225M*** |
| 3.3 | 6.3 × 11 | 56 | 40 | B43821A2335M*** |
| 4.7 | 6.3 × 11 | 40 | 50 | B43821R2475M*** |
| 10 | 8 × 11.5 | 21 | 80 | B43821G2106M*** |
| 22 | 10 × 16 | 8.4 | 155 | B43821B2226M*** |

Composition of ordering code

*** = Version

000 = for standard leads, bulk

 001 = for kinked leads, bulk (from $d \times l = 10 \times 20 \text{ mm}$ to $18 \times 40 \text{ mm}$)

 002 = for cut leads, bulk (from $d \times l = 10 \times 12.5 \text{ mm}$ to $22 \times 40 \text{ mm}$)

 003 = for crimped leads, blister (from $d \times l = 16 \times 20 \text{ mm}$ to $20 \times 40 \text{ mm}$)

 004 = for J leads, blister (from $d \times l = 10 \times 12.5 \text{ mm}$ to $18 \times 35 \text{ mm}$)

 006 = for taped leads, Ammo pack, lead spacing $F = 3.5 \text{ mm}$ (for $d = 8 \text{ mm}$)

 007 = for taped leads, Ammo pack, lead spacing $F = 2.5 \text{ mm}$ (from $d = 5 \text{ mm}$ to 6.3 mm)

 008 = for taped leads, Ammo pack, lead spacing $F = 5.0 \text{ mm}$ (from $d \times l = 5 \times 11 \text{ mm}$ to $12.5 \times 25 \text{ mm}$)

 009 = for taped leads, Ammo pack, lead spacing $F = 7.5 \text{ mm}$ (for $d \times l = 16 \times 20 \dots 16 \times 31.5 \text{ mm}$ and $18 \times 25 \dots 18 \times 31.5 \text{ mm}$)

 012 = for bent 90° leads, blister (for $\varnothing 16$ and 18 mm)


B43821
Standard series – 85 °C
Technical data and ordering codes – B43821

| C_R 120 Hz 20 °C μF | Case dimensions $d \times l$ mm | ESR_{max} 120 Hz 20 °C Ω | $I_{\text{AC,R}}$ 120 Hz 85 °C mA | Ordering code (composition see below) |
|--------------------------------------------|---------------------------------------|----------------------------------------------------------|--------------------------------------------|------------------------------------------|
| $V_R = 200 \text{ V DC}$ | | | | |
| 33 | 10 × 20 | 5.6 | 205 | B43821B2336M*** |
| 47 | 12.5 × 20 | 4.5 | 270 | B43821B2476M*** |
| 68 | 12.5 × 25 | 3.3 | 350 | B43821B2686M*** |
| 100 | 16 × 25 | 1.8 | 475 | B43821A2107M*** |
| 220 | 18 × 31.5 | 0.95 | 690 | B43821B2227M*** |
| 330 | 20 × 35 | 0.65 | 950 | B43821R2337M*** |
| 470 | 22 × 40 | 0.46 | 1300 | B43821R2477M*** |
| $V_R = 250 \text{ V DC}$ | | | | |
| 0.47 | 6.3 × 11 | 395 | 15 | B43821F2474M*** |
| 0.68 | 6.3 × 11 | 273 | 18 | B43821F2684M*** |
| 1 | 6.3 × 11 | 186 | 22 | B43821F2105M*** |
| 2.2 | 6.3 × 11 | 85 | 33 | B43821F2225M*** |
| 3.3 | 6.3 × 11 | 65 | 40 | B43821K2335M*** |
| 4.7 | 8 × 11.5 | 40 | 55 | B43821K2475M*** |
| 10 | 10 × 12.5 | 23 | 95 | B43821K2106M*** |
| 22 | 10 × 20 | 8.4 | 170 | B43821F2226M*** |
| 33 | 12.5 × 20 | 5.6 | 230 | B43821K2336M*** |
| 47 | 12.5 × 25 | 4.3 | 290 | B43821K2476M*** |
| 68 | 16 × 25 | 2.7 | 380 | B43821F2686M*** |
| 100 | 16 × 31.5 | 1.8 | 520 | B43821K2107M*** |
| 220 | 18 × 40 | 0.84 | 680 | B43821F2227M*** |
| 330 | 22 × 40 | 0.56 | 940 | B43821F2337M*** |

Composition of ordering code

*** = Version

000 = for standard leads, bulk

 001 = for kinked leads, bulk (from $d \times l = 10 \times 20 \text{ mm}$ to $18 \times 40 \text{ mm}$)

 002 = for cut leads, bulk (from $d \times l = 10 \times 12.5 \text{ mm}$ to $22 \times 40 \text{ mm}$)

 003 = for crimped leads, blister (from $d \times l = 16 \times 20 \text{ mm}$ to $20 \times 40 \text{ mm}$)

 004 = for J leads, blister (from $d \times l = 10 \times 12.5 \text{ mm}$ to $18 \times 35 \text{ mm}$)

 006 = for taped leads, Ammo pack, lead spacing $F = 3.5 \text{ mm}$ (for $d = 8 \text{ mm}$)

 007 = for taped leads, Ammo pack, lead spacing $F = 2.5 \text{ mm}$ (from $d = 5 \text{ mm}$ to 6.3 mm)

 008 = for taped leads, Ammo pack, lead spacing $F = 5.0 \text{ mm}$ (from $d \times l = 5 \times 11 \text{ mm}$ to $12.5 \times 25 \text{ mm}$)

 009 = for taped leads, Ammo pack, lead spacing $F = 7.5 \text{ mm}$ (for $d \times l = 16 \times 20 \dots 16 \times 31.5 \text{ mm}$ and $18 \times 25 \dots 18 \times 31.5 \text{ mm}$)

 012 = for bent 90° leads, blister (for $\varnothing 16$ and 18 mm)


B43821
Standard series – 85 °C
Technical data and ordering codes – B43821

| C_R 120 Hz 20 °C μF | Case dimensions $d \times l$ mm | ESR_{max} 120 Hz 20 °C Ω | $I_{\text{AC,R}}$ 120 Hz 85 °C mA | Ordering code (composition see below) |
|--------------------------------------------|---------------------------------------|----------------------------------------------------------|--------------------------------------------|------------------------------------------|
| $V_R = 350 \text{ V DC}$ | | | | |
| 0.47 | 6.3 × 11 | 395 | 15 | B43821A4474M*** |
| 0.68 | 6.3 × 11 | 273 | 18 | B43821A4684M*** |
| 1 | 6.3 × 11 | 186 | 22 | B43821A4105M*** |
| 2.2 | 6.3 × 11 | 97 | 30 | B43821F4225M*** |
| 2.2 | 8 × 11.5 | 85 | 38 | B43821B4225M*** |
| 3.3 | 8 × 11.5 | 65 | 43 | B43821F4335M*** |
| 4.7 | 8 × 11.5 | 45 | 55 | B43821F4475M*** |
| 10 | 10 × 16 | 21 | 90 | B43821F4106M*** |
| 22 | 12.5 × 20 | 9.0 | 170 | B43821F4226M*** |
| 33 | 12.5 × 25 | 5.6 | 240 | B43821F4336M*** |
| 47 | 16 × 25 | 4.0 | 300 | B43821F4476M*** |
| 68 | 16 × 31.5 | 3.1 | 400 | B43821F4686M*** |
| 100 | 18 × 35 | 2.3 | 520 | B43821F4107M*** |
| $V_R = 400 \text{ V DC}$ | | | | |
| 2.2 | 8 × 11.5 | 97 | 38 | B43821F9225M*** |
| 3.3 | 8 × 11.5 | 65 | 48 | B43821F9335M*** |
| 4.7 | 10 × 12.5 | 46 | 60 | B43821F9475M*** |
| 10 | 10 × 20 | 18 | 115 | B43821A9106M*** |
| 22 | 12.5 × 25 | 8.4 | 200 | B43821F9226M*** |
| 33 | 16 × 20 | 5.6 | 240 | B43821F9336M*** |
| 47 | 16 × 25 | 4.0 | 280 | B43821F9476M*** |
| 68 | 18 × 31.5 | 2.8 | 420 | B43821A9686M*** |
| 100 | 18 × 40 | 1.9 | 450 | B43821F9107M*** |

Composition of ordering code

*** = Version

000 = for standard leads, bulk

 001 = for kinked leads, bulk (from $d \times l = 10 \times 20 \text{ mm}$ to $18 \times 40 \text{ mm}$)

 002 = for cut leads, bulk (from $d \times l = 10 \times 12.5 \text{ mm}$ to $22 \times 40 \text{ mm}$)

 003 = for crimped leads, blister (from $d \times l = 16 \times 20 \text{ mm}$ to $20 \times 40 \text{ mm}$)

 004 = for J leads, blister (from $d \times l = 10 \times 12.5 \text{ mm}$ to $18 \times 35 \text{ mm}$)

 006 = for taped leads, Ammo pack, lead spacing $F = 3.5 \text{ mm}$ (for $d = 8 \text{ mm}$)

 007 = for taped leads, Ammo pack, lead spacing $F = 2.5 \text{ mm}$ (from $d = 5 \text{ mm}$ to 6.3 mm)

 008 = for taped leads, Ammo pack, lead spacing $F = 5.0 \text{ mm}$ (from $d \times l = 5 \times 11 \text{ mm}$ to $12.5 \times 25 \text{ mm}$)

 009 = for taped leads, Ammo pack, lead spacing $F = 7.5 \text{ mm}$ (for $d \times l = 16 \times 20 \dots 16 \times 31.5 \text{ mm}$ and $18 \times 25 \dots 18 \times 31.5 \text{ mm}$)

 012 = for bent 90° leads, blister (for $\varnothing 16$ and 18 mm)


B43821
Standard series – 85 °C
Technical data and ordering codes – B43821

| C_R 120 Hz 20 °C μF | Case dimensions $d \times l$ mm | ESR_{max} 120 Hz 20 °C Ω | $I_{\text{AC,R}}$ 120 Hz 85 °C mA | Ordering code (composition see below) |
|-------------------------------------------|---------------------------------------|----------------------------------------------------------|--------------------------------------------|------------------------------------------|
| $V_R = 450 \text{ V DC}$ | | | | |
| 2.2 | 8 × 11.5 | 97 | 28 | B43821F5225M*** |
| 3.3 | 10 × 12.5 | 65 | 40 | B43821F5335M*** |
| 4.7 | 10 × 12.5 | 45 | 50 | B43821K5475M*** |
| 10 | 10 × 20 | 26 | 80 | B43821F5106M*** |
| 22 | 12.5 × 25 | 14 | 140 | B43821F5226M*** |
| 33 | 16 × 25 | 7.6 | 180 | B43821F5336M*** |
| 47 | 16 × 31.5 | 4.8 | 220 | B43821F5476M*** |
| 68 | 18 × 35 | 2.7 | 275 | B43821A5686M*** |
| 100 | 20 × 40 | 1.8 | 295 | B43821A5107M*** |

Composition of ordering code

*** = Version

000 = for standard leads, bulk

 001 = for kinked leads, bulk (from $d \times l = 10 \times 20 \text{ mm}$ to $18 \times 40 \text{ mm}$)

 002 = for cut leads, bulk (from $d \times l = 10 \times 12.5 \text{ mm}$ to $22 \times 40 \text{ mm}$)

 003 = for crimped leads, blister (from $d \times l = 16 \times 20 \text{ mm}$ to $20 \times 40 \text{ mm}$)

 004 = for J leads, blister (from $d \times l = 10 \times 12.5 \text{ mm}$ to $18 \times 35 \text{ mm}$)

 006 = for taped leads, Ammo pack, lead spacing $F = 3.5 \text{ mm}$ (for $d = 8 \text{ mm}$)

 007 = for taped leads, Ammo pack, lead spacing $F = 2.5 \text{ mm}$ (from $d = 5 \text{ mm}$ to 6.3 mm)

 008 = for taped leads, Ammo pack, lead spacing $F = 5.0 \text{ mm}$ (from $d \times l = 5 \times 11 \text{ mm}$ to $12.5 \times 25 \text{ mm}$)

 009 = for taped leads, Ammo pack, lead spacing $F = 7.5 \text{ mm}$ (for $d \times l = 16 \times 20 \dots 16 \times 31.5 \text{ mm}$ and $18 \times 25 \dots 18 \times 31.5 \text{ mm}$)

 012 = for bent 90° leads, blister (for $\varnothing 16$ and 18 mm)



B41821, B43821

Standard series – 85 °C

Useful life

depending on ambient temperature T_A under ripple current operating conditions¹⁾

$V_R = 6.3 \dots 100 \text{ V DC}$



$V_R = 160 \dots 450 \text{ V DC}$



1) Refer to chapter "General technical information, 5.3 Calculation of useful life" for an explanation on how to interpret the useful life graphs.



B41821, B43821

Standard series – 85 °C

Frequency factor of permissible ripple current I_{AC} versus frequency f

$V_R \leq 100$ V DC



Frequency factor of permissible ripple current I_{AC} versus frequency f

$V_R \geq 160$ V DC





Taping, packing and lead configurations

Taping

Single-ended capacitors are available taped in Ammo pack from diameter 8 to 18 mm as follows:

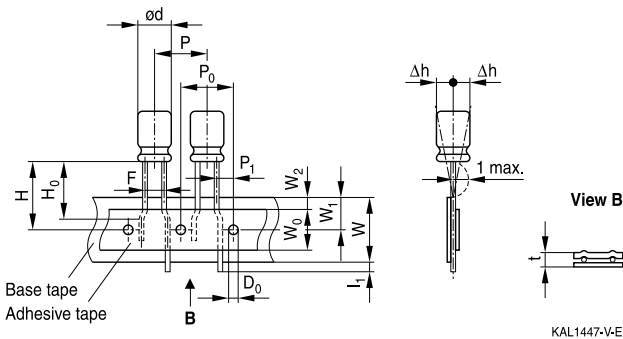
Lead spacing $F = 3.5$ mm ($\varnothing d = 8$ mm)

Lead spacing $F = 5.0$ mm ($\varnothing d = 8 \dots 12.5$ mm)

Lead spacing $F = 7.5$ mm ($\varnothing d = 16 \dots 18$ mm).

Lead spacing 3.5 mm ($\varnothing d = 8$ mm)

Last 3 digits of ordering code: 006



Dimensions in mm

| $\varnothing d$ | F | H | W | W_0 | W_1 | W_2 | P | P_0 | P_1 | l_1 | t | Δh | D_0 |
|-----------------|--------------|-----------|-----------|-------|-----------|-------|-----------|-----------|-----------|-------|-----------|------------|-----------|
| 8 | 3.5 | 18.5 | 18.0 | 9.5 | 9.0 | 3.0 | 12.7 | 12.7 | 4.6 | 1.0 | 0.7 | 1.0 | 4.0 |
| Tolerance | +0.8 -0.2 | ± 1.0 | ± 0.5 | min. | ± 0.5 | max. | ± 1.0 | ± 0.3 | ± 0.6 | max. | ± 0.2 | max. | ± 0.2 |

Leads can also run straight through the taping area.

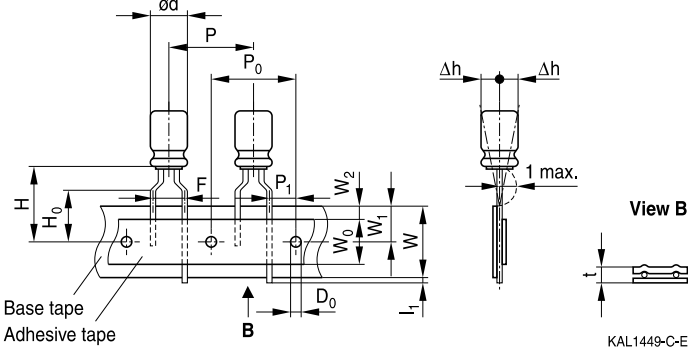


B41821, B43821

Standard series – 85 °C

Lead spacing 5.0 mm (∅ d = 8 mm)

Last 3 digits of ordering code: 008



Lead spacing 5.0 mm (∅ d = 10 ... 12.5 mm)

Last 3 digits of ordering code: 008



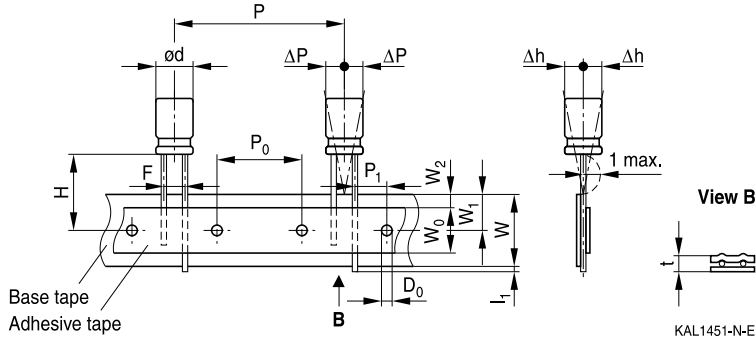
Dimensions in mm

| ∅ d | F | H | W | W ₀ | W ₁ | W ₂ | H ₀ | P | P ₀ | P ₁ | l ₁ | t | Δh | D ₀ |
|--------------|--------------|-------|------|----------------|----------------|----------------|----------------|------|----------------|----------------|----------------|--------------|------|----------------|
| 4 ... 6.3 | 5.0 | 18.5 | 18.0 | 5.5 | 9.0 | 1.5 | 16.0 | 12.7 | 12.7 | 3.85 | 1.0 | 0.6 | 1.0 | 4.0 |
| 8 | 5.0 | 20.0 | 18.0 | 9.5 | 9.0 | 1.5 | 16.0 | 12.7 | 12.7 | 3.85 | 1.0 | 0.6 | 1.0 | 4.0 |
| 10 | | 19.0 | | 9.5 | | | – | 12.7 | 12.7 | 3.85 | | | | |
| 12.5 | | 19.0 | | 11.5 | | | – | 15.0 | 15.0 | 5.0 | | | | |
| Tolerance | +0.8 –0.2 | ±0.75 | ±0.5 | min. | ±0.5 | max. | ±0.5 | ±1.0 | ±0.2 | ±0.5 | max. | +0.3 –0.2 | max. | ±0.2 |

Taping is available up to dimensions d × l = 12.5 × 25 mm.


Lead spacing 7.5 mm (∅ d = 16 ...18 mm)

Last 3 digits of ordering code: 009


Dimensions in mm

| ∅ d | F | H | W | W ₀ | W ₁ | W ₂ | P | P ₀ | P ₁ | l ₁ | t | ΔP | Δh | D ₀ |
|-----------|------|---------------|------|----------------|----------------|----------------|------|----------------|----------------|----------------|------|------|------|----------------|
| 16 | 7.5 | 18.5 | 18.0 | 12.5 | 9.0 | 1.5 | 30.0 | 15.0 | 3.75 | 1.0 | 0.7 | 0 | 0 | 4.0 |
| 18 | | | | | | | | | | | | | | |
| Tolerance | ±0.8 | -0.5 +0.75 | ±0.5 | min. | ±0.5 | max. | ±1.0 | ±0.2 | ±0.5 | max. | ±0.2 | ±1.0 | ±1.0 | ±0.2 |

Taping is available up to dimensions d × l = 16 × 31.5 mm and 18 × 31.5 mm.



B41821, B43821

Standard series – 85 °C

Cut or kinked leads

Single-ended capacitors are available with cut or kinked leads. Other lead configurations also available upon request.

Cut leads

Last 3 digits of ordering code: 002

With stand-off rubber seal



With flat rubber seal



| Case size d × l (mm) | Dimensions (mm) a ±0.5 |
|-------------------------|---------------------------|
| 10 × 12.5 | 5.0 |
| 10 × 16 | 5.0 |
| 10 × 20 | 5.0 |
| 12.5 × 20 | 5.0 |
| 12.5 × 25 | 5.0 |
| 16 × 20 | 7.5 |
| 16 × 25 | 7.5 |
| 16 × 31.5 | 7.5 |
| 16 × 35.5 | 7.5 |
| 18 × 20 | 7.5 |
| 18 × 25 | 7.5 |
| 18 × 31.5 | 7.5 |
| 18 × 35 | 7.5 |
| 18 × 40 | 7.5 |


Kinked leads

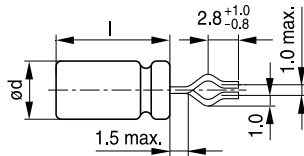
Last 3 digits of ordering code: 001

With stand-off rubber seal

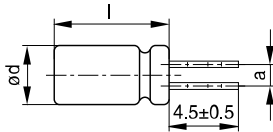

KAL1081-K



KAL1083-2

With flat rubber seal


KAL1082-T



KAL1084-A

| Case size d × l (mm) | Dimensions (mm) a ± 0.5 |
|-------------------------|----------------------------|
| 10 × 20 | 5.0 |
| 12.5 × 20 | 5.0 |
| 12.5 × 25 | 5.0 |
| 16 × 20 | 7.5 |
| 16 × 25 | 7.5 |
| 16 × 31.5 | 7.5 |
| 16 × 35.5 | 7.5 |
| 18 × 20 | 7.5 |
| 18 × 25 | 7.5 |
| 18 × 31.5 | 7.5 |
| 18 × 35 | 7.5 |
| 18 × 40 | 7.5 |



B41821, B43821

Standard series – 85 °C

PAPR leads (Protection Against Polarity Reversal)

These lead configurations ensure correct placement of the capacitor on the PCB with regard to polarity. PAPR leads are available for diameters from 10 mm up to 18 mm (excluding $d \times l = 12.5 \times 30/35/40$ mm).

There are three configurations available: Crimped leads, J leads, bent 90° leads

Crimped leads

Last 3 digits of ordering code: 003

With stand-off rubber seal



With flat rubber seal



Suggestion for PCB hole diameter



| Case size $d \times l$ (mm) | Dimensions (mm) | | | | | |
|--------------------------------|-----------------|--------|--------|--------|--------|-----------|
| | B ±0.2 | C ±0.5 | D ±0.1 | E ±0.1 | a ±0.5 | Øb |
| 16 × 20 | 1.5 | 3.0 | 1.3 | 0.3 | 7.5 | 0.8 ±0.05 |
| 16 × 25 | 1.5 | 3.0 | 1.3 | 0.3 | 7.5 | 0.8 ±0.05 |
| 16 × 31.5 | 1.5 | 3.0 | 1.3 | 0.3 | 7.5 | 0.8 ±0.05 |
| 16 × 35.5 | 1.5 | 3.0 | 1.3 | 0.3 | 7.5 | 0.8 ±0.05 |
| 18 × 20 | 1.5 | 3.0 | 1.3 | 0.3 | 7.5 | 0.8 ±0.1 |
| 18 × 25 | 1.5 | 3.0 | 1.3 | 0.3 | 7.5 | 0.8 ±0.1 |
| 18 × 31.5 | 1.5 | 3.0 | 1.3 | 0.3 | 7.5 | 0.8 ±0.1 |
| 18 × 35 | 1.5 | 3.0 | 1.3 | 0.3 | 7.5 | 0.8 ±0.1 |
| 18 × 40 | 1.5 | 3.0 | 1.3 | 0.3 | 7.5 | 0.8 ±0.1 |


J leads

Last 3 digits of ordering code: 004


Suggestion for PCB hole diameter

 Suggestion for PCB hole diameter,
wire $\varnothing 0.6$ mm

 Suggestion for PCB hole diameter,
wire $\varnothing 0.8$ mm


| Case size $d \times l$ (mm) | Dimensions (mm) | | | | |
|--------------------------------|-----------------|-------------|-------------|-------------|-----------------|
| | $C \pm 0.5$ | $E \pm 0.5$ | $J \pm 0.2$ | $a \pm 0.5$ | $\varnothing b$ |
| 10 × 12.5 | 3.2 | 0.7 | 1.2 | 5.0 | 0.6 ± 0.05 |
| 10 × 16 | 3.2 | 0.7 | 1.2 | 5.0 | 0.6 ± 0.05 |
| 10 × 20 | 3.2 | 0.7 | 1.2 | 5.0 | 0.6 ± 0.05 |
| 12.5 × 20 | 3.2 | 0.7 | 1.2 | 5.0 | 0.6 ± 0.05 |
| 12.5 × 25 | 3.2 | 0.7 | 1.2 | 5.0 | 0.6 ± 0.05 |
| 16 × 20 | 3.5 | 0.7 | 1.6 | 7.5 | 0.8 ± 0.05 |
| 16 × 25 | 3.5 | 0.7 | 1.6 | 7.5 | 0.8 ± 0.05 |
| 16 × 31.5 | 3.5 | 0.7 | 1.6 | 7.5 | 0.8 ± 0.05 |
| 16 × 35.5 | 3.5 | 0.7 | 1.6 | 7.5 | 0.8 ± 0.05 |
| 18 × 20 | 3.5 | 0.7 | 1.6 | 7.5 | 0.8 ± 0.1 |
| 18 × 25 | 3.5 | 0.7 | 1.6 | 7.5 | 0.8 ± 0.1 |
| 18 × 31.5 | 3.5 | 0.7 | 1.6 | 7.5 | 0.8 ± 0.1 |
| 18 × 35 | 3.5 | 0.7 | 1.6 | 7.5 | 0.8 ± 0.1 |



B41821, B43821

Standard series – 85 °C

Bent 90° leads for horizontal mounting pinning

Last 3 digits of ordering code: 012



| Case size d × l (mm) | Dimensions (mm) | | | | |
|-------------------------|-----------------|--------|--------|--------|-----------|
| | C ±0.5 | E ±0.5 | F ±0.5 | a ±0.5 | Øb |
| 16 × 20 | 4.0 | 4.0 | 12.0 | 7.5 | 0.8 ±0.05 |
| 16 × 25 | 4.0 | 4.0 | 12.0 | 7.5 | 0.8 ±0.05 |
| 16 × 31.5 | 4.0 | 4.0 | 12.0 | 7.5 | 0.8 ±0.05 |
| 16 × 35.5 | 4.0 | 4.0 | 12.0 | 7.5 | 0.8 ±0.05 |
| 18 × 20 | 4.0 | 4.0 | 13.0 | 7.5 | 0.8 ±0.1 |
| 18 × 25 | 4.0 | 4.0 | 13.0 | 7.5 | 0.8 ±0.1 |
| 18 × 31.5 | 4.0 | 4.0 | 13.0 | 7.5 | 0.8 ±0.1 |
| 18 × 35 | 4.0 | 4.0 | 13.0 | 7.5 | 0.8 ±0.1 |
| 18 × 40 | 4.0 | 4.0 | 13.0 | 7.5 | 0.8 ±0.1 |

Bent leads for diameter 12.5 mm available upon request.



Packing units and box dimensions

Ammo pack



| Case size $d \times l$ mm | Dimensions (mm) | | | Packing units pcs. |
|---------------------------------|-----------------|-----------|-----------|--------------------------|
| | A_{max} | B_{max} | C_{max} | |
| 8 × 11.5 | 345 | 55 | 240 | 1000 |
| 10 × 12.5 | 345 | 55 | 280 | 750 |
| 10 × 16 | 345 | 60 | 200 | 500 |
| 10 × 20 | 345 | 60 | 200 | 500 |
| 12.5 × 20 | 345 | 65 | 280 | 500 |
| 12.5 × 25 | 345 | 65 | 280 | 500 |
| 16 × 20 | 315 | 65 | 275 | 300 |
| 16 × 25 | 315 | 65 | 275 | 300 |
| 16 × 31.5 | 315 | 65 | 275 | 300 |
| 18 × 20 | 315 | 65 | 275 | 250 |
| 18 × 25 | 315 | 65 | 275 | 250 |
| 18 × 31.5 | 315 | 65 | 275 | 250 |



B41821, B43821

Standard series – 85 °C

Overview of packing units and code numbers for case sizes 8 × 11.5 ... 16 × 35.5

| | | | | | PAPR | | | | |
|-------------------------------------------------------------------------------------------------|------------------------|---------------------|--------|--------------------------|-----------------------|------------------------------|---------------------|-------------------------------|------------|
| Case size d × l | Stan- dard, bulk | Taped, Ammo pack | | Kinked leads, bulk | Cut leads, bulk | Crimped leads, blister | J leads, blister | Bent 90° leads, blister | |
| mm | pcs. | pcs. | | pcs. | pcs. | pcs. | pcs. | pcs. | |
| 8 × 11.5 | 1000 | 1000 | | – | – | – | – | | |
| 10 × 12.5 | 1000 | 750 | | – | 1000 | – | 675 | | |
| 10 × 16 | 1000 | 500 | | – | 1000 | – | 675 | | |
| 10 × 20 | 500 | 500 | | 500 | 500 | – | 500 | | |
| 12.5 × 20 | 350 | 500 | | 350 | 350 | – | 300 | 1) | |
| 12.5 × 25 | 250 | 500 | | 500 | 500 | – | 225 | 1) | |
| 12.5 × 30 | 200 | – | | – | – | – | – | | |
| 12.5 × 35 | 175 | – | | – | – | – | – | | |
| 12.5 × 40 | 175 | – | | – | – | – | – | | |
| 16 × 20 | 250 | 300 | | 200 | 200 | 200 | 200 | 120 | |
| 16 × 25 | 250 | 300 | | 200 | 200 | 200 | 200 | 216 | |
| 16 × 31.5 | 200 | 300 | | 250 | 250 | 344 | 344 | 180 | |
| 16 × 35.5 | 100 | – | | 100 | 100 | 150 | 150 | 150 | |
| The last three digits of the complete ordering code state the lead configuration | 000 | Code | F (mm) | d (mm) | 001 | 002 | 003 | 004 | 012 |
| | | 006 | 3.5 | 8 | | | | | |
| | | 008 | 5 | 8...12.5 | | | | | |
| | | 009 | 7.5 | 16...18 | | | | | |

1) Available upon request


Overview of packing units and code numbers for case sizes 18 × 20 ... 18 × 40

| | | | | | PAPR | | | | |
|-------------------------------------------------------------------------------------------------|---------------------------|-----------------------------|--------|---------|----------------------------------|-------------------------------|--------------------------------------|-----------------------------|---------------------------------------|
| Case size d × l mm | Standard, bulk pcs. | Taped, Ammo pack pcs. | | | Kinked leads, bulk pcs. | Cut leads, bulk pcs. | Crimped leads, blister pcs. | J leads, blister pcs. | Bent 90° leads, blister pcs. |
| 18 × 20 | 175 | 250 | | | 175 | 175 | 200 | 200 | 120 |
| 18 × 25 | 150 | 250 | | | 150 | 150 | 200 | 200 | 120 |
| 18 × 31.5 | 100 | 250 | | | 100 | 100 | 150 | 150 | 120 |
| 18 × 35 | 100 | – | | | 100 | 100 | 150 | 150 | 150 |
| 18 × 40 | 125 | – | | | 100 | 100 | 120 | – | 72 |
| The last three digits of the complete ordering code state the lead configuration | 000 | Code | F (mm) | d (mm) | 001 | 002 | 003 | 004 | 012 |
| | | 009 | 7.5 | 16...18 | | | | | |



B41821, B43821

Standard series – 85 °C

Cautions and warnings

Personal safety

The electrolytes used by EPCOS have been optimized both with a view to the intended application and with regard to health and environmental compatibility. They do not contain any solvents that are detrimental to health, e.g. dimethyl formamide (DMF) or dimethyl acetamide (DMAC).

Furthermore, some of the high-voltage electrolytes used by EPCOS are self-extinguishing.

As far as possible, EPCOS does not use any dangerous chemicals or compounds to produce operating electrolytes. However, in exceptional cases, such materials must be used in order to achieve specific physical and electrical properties because no alternative materials are currently known. However, the amount of dangerous materials used in our products is limited to an absolute minimum.

Materials and chemicals used in EPCOS aluminum electrolytic capacitors are continuously adapted in compliance with the EPCOS Corporate Environmental Policy and the latest EU regulations and guidelines such as RoHS, REACH/SVHC, GADSL, and ELV.

MDS (Material Data Sheets) are available on the EPCOS website for all types listed in the data book. MDS for customer specific capacitors are available upon request.

MSDS (Material Safety Data Sheets) are available for all of our electrolytes upon request.

Nevertheless, the following rules should be observed when handling aluminum electrolytic capacitors: No electrolyte should come into contact with eyes or skin. If electrolyte does come into contact with the skin, wash the affected areas immediately with running water. If the eyes are affected, rinse them for 10 minutes with plenty of water. If symptoms persist, seek medical treatment. Avoid inhaling electrolyte vapor or mists. Workplaces and other affected areas should be well ventilated. Clothing that has been contaminated by electrolyte must be changed and rinsed in water.



Product safety

The table below summarizes the safety instructions that must be observed without fail. A detailed description can be found in the relevant sections of chapter "General technical information".

| Topic | Safety information | Reference chapter "General technical information" |
|------------------------------------------------|-------------------------------------------------------------------------------------------------------------------------------------------------------------------------------------------------------------------------------------------------------------------------------------------------------------------------------------------------------------------------------------------------------|------------------------------------------------------------------|
| Polarity | Make sure that polar capacitors are connected with the right polarity. | 1 "Basic construction of aluminum electrolytic capacitors" |
| Reverse voltage | Voltages polarity classes should be prevented by connecting a diode. | 3.1.6 "Reverse voltage" |
| Mounting position of screw-terminal capacitors | Do not mount the capacitor with the terminals (safety vent) upside down. | 11.1. "Mounting positions of capacitors with screw terminals" |
| Robustness of terminals | The following maximum tightening torques must not be exceeded when connecting screw terminals: M5: 2.5 Nm M6: 4.0 Nm | 11.3 "Mounting torques" |
| Mounting of single-ended capacitors | The internal structure of single-ended capacitors might be damaged if excessive force is applied to the lead wires. Avoid any compressive, tensile or flexural stress. Do not move the capacitor after soldering to PC board. Do not pick up the PC board by the soldered capacitor. Do not insert the capacitor on the PC board with a hole space different to the lead space specified. | 11.4 "Mounting considerations for single-ended capacitors" |
| Soldering | Do not exceed the specified time or temperature limits during soldering. | 11.5 "Soldering" |
| Soldering, cleaning agents | Do not allow halogenated hydrocarbons to come into contact with aluminum electrolytic capacitors. | 11.6 "Cleaning agents" |
| Upper category temperature | Do not exceed the upper category temperature. | 7.2 "Maximum permissible operating temperature" |
| Passive flammability | Avoid external energy, such as fire or electricity. | 8.1 "Passive flammability" |



B41821, B43821

Standard series – 85 °C

| Topic | Safety information | Reference chapter "General technical information" |
|------------------------------------------|-----------------------------------------------------------------------------------------------------------------------------------------------------------------------------------------------------------------------------------------------------------|-----------------------------------------------------|
| Active flammability | Avoid overload of the capacitors. | 8.2 "Active flammability" |
| Maintenance | <p>Make periodic inspections of the capacitors. Before the inspection, make sure that the power supply is turned off and carefully discharge the electricity of the capacitors.</p> <p>Do not apply any mechanical stress to the capacitor terminals.</p> | 10 "Maintenance" |
| Storage | Do not store capacitors at high temperatures or high humidity. Capacitors should be stored at +5 to +35 °C and a relative humidity of $\leq 75\%$. | 7.3 Storage conditions |
| | | Reference chapter "Capacitors with screw terminals" |
| Breakdown strength of insulating sleeves | Do not damage the insulating sleeve, especially when ring clips are used for mounting. | "Screw terminals – accessories" |


Symbols and terms

| Symbol | English | German |
|----------------|-----------------------------------------------------------|-----------------------------------------------------------|
| C | Capacitance | Kapazität |
| C_R | Rated capacitance | Nennkapazität |
| C_S | Series capacitance | Serienkapazität |
| $C_{S,T}$ | Series capacitance at temperature T | Serienkapazität bei Temperatur T |
| C_f | Capacitance at frequency f | Kapazität bei Frequenz f |
| d | Case diameter, nominal dimension | Gehäusedurchmesser, Nennmaß |
| d_{max} | Maximum case diameter | Maximaler Gehäusedurchmesser |
| ESL | Self-inductance | Eigeninduktivität |
| ESR | Equivalent series resistance | Ersatzserienwiderstand |
| ESR_f | Equivalent series resistance at frequency f | Ersatzserienwiderstand bei Frequenz f |
| ESR_T | Equivalent series resistance at temperature T | Ersatzserienwiderstand bei Temperatur T |
| f | Frequency | Frequenz |
| I | Current | Strom |
| I_{AC} | Alternating current (ripple current) | Wechselstrom |
| $I_{AC,rms}$ | Root-mean-square value of alternating current | Wechselstrom, Effektivwert |
| $I_{AC,f}$ | Ripple current at frequency f | Wechselstrom bei Frequenz f |
| $I_{AC,max}$ | Maximum permissible ripple current | Maximal zulässiger Wechselstrom |
| $I_{AC,R}$ | Rated ripple current | Nennwechselstrom |
| $I_{AC,R} (B)$ | Rated ripple current for base cooling | Nennwechselstromstrom für Bodenkühlung |
| I_{leak} | Leakage current | Reststrom |
| $I_{leak,op}$ | Operating leakage current | Betriebsreststrom |
| l | Case length, nominal dimension | Gehäuselänge, Nennmaß |
| l_{max} | Maximum case length (without terminals and mounting stud) | Maximale Gehäuselänge (ohne Anschlüsse und Gewindebolzen) |
| R | Resistance | Widerstand |
| R_{ins} | Insulation resistance | Isolationswiderstand |
| R_{symm} | Balancing resistance | Symmetrierwiderstand |
| T | Temperature | Temperatur |
| ΔT | Temperature difference | Temperaturdifferenz |
| T_A | Ambient temperature | Umgebungstemperatur |
| T_C | Case temperature | Gehäusetemperatur |
| T_B | Capacitor base temperature | Temperatur des Becherbodens |
| t | Time | Zeit |
| Δt | Period | Zeitraum |
| t_b | Service life (operating hours) | Brauchbarkeitsdauer (Betriebszeit) |



B41821, B43821

Standard series – 85 °C

| Symbol | English | German |
|-----------------|-----------------------------------------|--------------------------------------|
| V | Voltage | Spannung |
| V _F | Forming voltage | Formierspannung |
| V _{op} | Operating voltage | Betriebsspannung |
| V _R | Rated voltage, DC voltage | Nennspannung, Gleichspannung |
| V _S | Surge voltage | Spitzenspannung |
| X _C | Capacitive reactance | Kapazitiver Blindwiderstand |
| X _L | Inductive reactance | Induktiver Blindwiderstand |
| Z | Impedance | Scheinwiderstand |
| Z _T | Impedance at temperature T | Scheinwiderstand bei Temperatur T |
| tan δ | Dissipation factor | Verlustfaktor |
| λ | Failure rate | Ausfallrate |
| ε ₀ | Absolute permittivity | Elektrische Feldkonstante |
| ε _r | Relative permittivity | Dielektrizitätszahl |
| ω | Angular velocity; $2 \cdot \pi \cdot f$ | Kreisfrequenz; $2 \cdot \pi \cdot f$ |

Note

All dimensions are given in mm.

Important notes

The following applies to all products named in this publication:

1. Some parts of this publication contain **statements about the suitability of our products for certain areas of application**. These statements are based on our knowledge of typical requirements that are often placed on our products in the areas of application concerned. We nevertheless expressly point out **that such statements cannot be regarded as binding statements about the suitability of our products for a particular customer application**. As a rule we are either unfamiliar with individual customer applications or less familiar with them than the customers themselves. For these reasons, it is always ultimately incumbent on the customer to check and decide whether a product with the properties described in the product specification is suitable for use in a particular customer application.
2. We also point out that **in individual cases, a malfunction of electronic components or failure before the end of their usual service life cannot be completely ruled out in the current state of the art, even if they are operated as specified**. In customer applications requiring a very high level of operational safety and especially in customer applications in which the malfunction or failure of an electronic component could endanger human life or health (e.g. in accident prevention or life-saving systems), it must therefore be ensured by means of suitable design of the customer application or other action taken by the customer (e.g. installation of protective circuitry or redundancy) that no injury or damage is sustained by third parties in the event of malfunction or failure of an electronic component.
3. **The warnings, cautions and product-specific notes must be observed.**
4. In order to satisfy certain technical requirements, **some of the products described in this publication may contain substances subject to restrictions in certain jurisdictions (e.g. because they are classed as hazardous)**. Useful information on this will be found in our Material Data Sheets on the Internet (www.tdk-electronics.tdk.com/material). Should you have any more detailed questions, please contact our sales offices.
5. We constantly strive to improve our products. Consequently, **the products described in this publication may change from time to time**. The same is true of the corresponding product specifications. Please check therefore to what extent product descriptions and specifications contained in this publication are still applicable before or when you place an order.

We also **reserve the right to discontinue production and delivery of products**. Consequently, we cannot guarantee that all products named in this publication will always be available. The aforementioned does not apply in the case of individual agreements deviating from the foregoing for customer-specific products.
6. Unless otherwise agreed in individual contracts, **all orders are subject to our General Terms and Conditions of Supply**.
7. **Our manufacturing sites serving the automotive business apply the IATF 16949 standard**. The IATF certifications confirm our compliance with requirements regarding the quality management system in the automotive industry. Referring to customer requirements and customer specific requirements ("CSR") TDK always has and will continue to have the policy of respecting individual agreements. Even if IATF 16949 may appear to support the acceptance of unilateral requirements, we hereby like to emphasize that **only requirements mutually agreed upon can and will be implemented in our Quality Management System**. For clarification purposes we like to point out that obligations from IATF 16949 shall only become legally binding if individually agreed upon.
8. The trade names EPCOS, CeraCharge, CeraDiode, CeraLink, CeraPad, CeraPlas, CSMP, CTVS, DeltaCap, DigiSiMic, ExoCore, FilterCap, FormFit, LeaXield, MiniBlue, MiniCell, MKD, MKK, MotorCap, PCC, PhaseCap, PhaseCube, PhaseMod, PhiCap, PowerHap, PQSine, PQvar, SIFERRIT, SIFI, SIKOREL, SilverCap, SIMDAD, SiMic, SIMID, SineFormer, SIOV, ThermoFuse, WindCap are **trademarks registered or pending** in Europe and in other countries. Further information will be found on the Internet at www.tdk-electronics.tdk.com/trademarks.

Release 2018-10

Mouser Electronics

Authorized Distributor

Click to View Pricing, Inventory, Delivery & Lifecycle Information:

EPCOS / TDK:

[B41821A4478M000](#) [B41821A7336M000](#) [B41821A7686M000](#) [B41821A7337M000](#) [B41821A6227M000](#)
[B41821A8227M000](#) [B41821A9474M000](#) [B41821A9684M000](#) [B41821A9336M000](#) [B41821A9337M000](#)
[B41821A9477M000](#) [B43821A1336M000](#) [B43821A2105M000](#) [B43821F2684M000](#) [B43821K2475M000](#)
[B43821K2336M000](#) [B43821F2686M000](#) [B43821K2107M000](#) [B43821F2337M000](#) [B43821A4474M000](#)
[B43821A4684M000](#) [B43821A4105M000](#) [B43821F4476M000](#) [B43821A9106M000](#) [B43821A5686M000](#)
[B43821A9106M001](#) [B43821F2226M008](#) [B43821F9226M008](#) [B41821A7336M008](#) [B41821A9475M008](#)
[B43821K2475M008](#) [B41821B9476M008](#) [B41821B9476M002](#) [B41821A9477M009](#) [B41821A9477M002](#)
[B41821A6477M008](#) [B41821A5478M009](#) [B43821A5686M002](#) [B41821A9684M008](#) [B41821A8227M001](#)
[B43821A1225M007](#) [B43821A4105M007](#) [B43821F2105M007](#) [B41821A9224M007](#) [B41821A9335M007](#)
[B41821A8106M007](#) [B41821A9225M007](#) [B41821A6107M002](#) [B41821A9106M007](#) [B41821A9475M007](#)
[B41821A7476M007](#) [B41821A9474M007](#) [B41821A4108M001](#) [B41821F7107M007](#) [B43821A5686M2](#) [B43821A1227M](#)
[B41821A8227M1](#) [B43821A1107M1](#) [B43821A9106M8](#) [B41821A4108M1](#) [B43821A1226M2](#) [B43821F2226M1](#)
[B43821B2336M](#) [B43821F2227M](#) [B43821A2107M](#) [B41821A6107M2](#) [B43821F2227M1](#) [B43821F9226M1](#)
[B43821K2475M](#) [B43821F2226M2](#) [B43821A1226M8](#) [B43821A1227M1](#) [B43821A1336M8](#) [B43821F9226M](#)
[B43821A1226M](#) [B43821F2226M](#) [B43821F2227M2](#) [B43821A9686M](#) [B43821A1107M](#) [B43821A5107M](#)
[B41821F6108M](#) [B41821K7108M](#) [B41821F4109M2](#) [B41821F8107M](#) [B41821F4477M8](#) [B41821K7108M2](#)
[B41821F7227M](#) [B41821A9108M](#) [B41821F4338M](#) [B41821K6478M](#) [B41821F7478M1](#) [B41821F5109M2](#)
[B41821K4228M1](#) [B41821F7227M8](#) [B41821F8478M](#) [B41821K7108M8](#) [B41821A6106M007](#) [B41821F6228M](#)
[B41821K4228M8](#) [B41821F7338M](#)



Стандарт Электрон Связь

Мы молодая и активно развивающаяся компания в области поставок электронных компонентов. Мы поставляем электронные компоненты отечественного и импортного производства напрямую от производителей и с крупнейших складов мира.

Благодаря сотрудничеству с мировыми поставщиками мы осуществляем комплексные и плановые поставки широчайшего спектра электронных компонентов.

Собственная эффективная логистика и склад в обеспечивает надежную поставку продукции в точно указанные сроки по всей России.

Мы осуществляем техническую поддержку нашим клиентам и предпродажную проверку качества продукции. На все поставляемые продукты мы предоставляем гарантию .

Осуществляем поставки продукции под контролем ВП МО РФ на предприятия военно-промышленного комплекса России , а также работаем в рамках 275 ФЗ с открытием отдельных счетов в уполномоченном банке. Система менеджмента качества компании соответствует требованиям ГОСТ ISO 9001.

Минимальные сроки поставки, гибкие цены, неограниченный ассортимент и индивидуальный подход к клиентам являются основой для выстраивания долгосрочного и эффективного сотрудничества с предприятиями радиоэлектронной промышленности, предприятиями ВПК и научно-исследовательскими институтами России.

С нами вы становитесь еще успешнее!

Наши контакты:

Телефон: +7 812 627 14 35

Электронная почта: sales@st-electron.ru

Адрес: 198099, Санкт-Петербург,
Промышленная ул, дом № 19, литера Н,
помещение 100-Н Офис 331