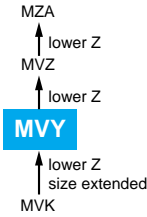


Alchip®-MVY Series

- Expand up to $\phi 18$ case size
- Expand up to 100V_{dc}
- Low impedance, 105°C 1000 to 5000-hours-life
- For digital equipment, especially DC-DC converters and VRM
- Solvent-proof type except 80 & 100V_{dc} (see PRECAUTIONS AND GUIDELINES)
- Pb-free design

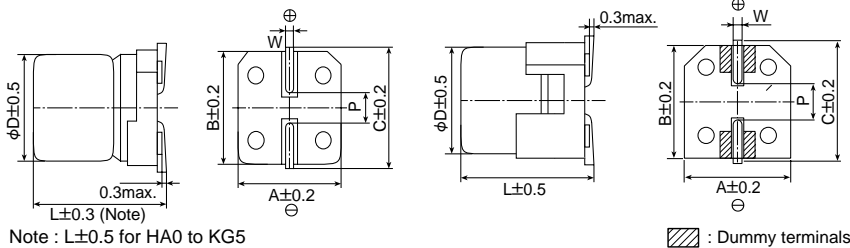


◆ SPECIFICATIONS

| Items | Characteristics | |
|---|---|--|
| Category Temperature Range | -55 to +105°C (6.3 to 63V _{dc}) -40 to +105°C (80 & 100V _{dc}) | |
| Rated Voltage Range | 6.3 to 100V _{dc} | |
| Capacitance Tolerance | ±20% (M) (at 20°C, 120Hz) | |
| Leakage Current | I=0.01CV or 3μA, whichever is greater. Where, I : Max. leakage current (μA), C : Nominal capacitance (μF), V : Rated voltage (V) (at 20°C after 2 minutes) | |
| Dissipation Factor (tanδ) | Rated voltage (V _{dc}) | 6.3V 10V 16V 25V 35V 50V 63V 80V 100V |
| | D55 to F80 | 0.24 0.20 0.16 0.14 0.12 0.12 — — — |
| | HA0 & JA0 | 0.28 0.24 0.20 0.16 0.14 0.12 — — — |
| Low Temperature Characteristics (Max. Impedance Ratio) | Rated voltage (V _{dc}) | 6.3V 10V 16V 25V 35V 50V 63V 80V 100V |
| | Z(-40°C)/Z(+20°C) | D55 to JA0 3 2 2 2 2 2 — — — |
| | KE0 to MN0 | 10 8 6 4 3 3 3 3 3 |
| Endurance | The following specifications shall be satisfied when the capacitors are restored to 20°C after the rated voltage is applied for specified time at 105°C. | |
| | Time | D55 to F80 : 1000 hours HA0 & JA0 : 2000 hours KE0 to MN0 : 5000 hours |
| | Rated voltage | 6.3V _{dc} (D55 to JA0) 6.3 to 100V _{dc} |
| | Capacitance change | ≤±30% of the initial value ≤±20% of the initial value |
| | D.F. (tanδ) | ≤300% of the initial specified value ≤200% of the initial specified value |
| | Leakage current | ≤The initial specified value ≤The initial specified value |
| | The following specifications shall be satisfied when the capacitors are restored to 20°C after exposing them for 1000 hours at 105°C without voltage applied. | |
| Rated voltage | 6.3V _{dc} (D55 to JA0) 6.3 to 100V _{dc} | |
| Capacitance change | ≤±30% of the initial value ≤±20% of the initial value | |
| D.F. (tanδ) | ≤300% of the initial specified value ≤200% of the initial specified value | |
| Leakage current | ≤The initial specified value ≤The initial specified value | |
| Shelf Life | The following specifications shall be satisfied when the capacitors are restored to 20°C after exposing them for 1000 hours at 105°C without voltage applied. | |
| | Rated voltage | 6.3V _{dc} (D55 to JA0) 6.3 to 100V _{dc} |
| | Capacitance change | ≤±30% of the initial value ≤±20% of the initial value |
| | D.F. (tanδ) | ≤300% of the initial specified value ≤200% of the initial specified value |
| | Leakage current | ≤The initial specified value ≤The initial specified value |

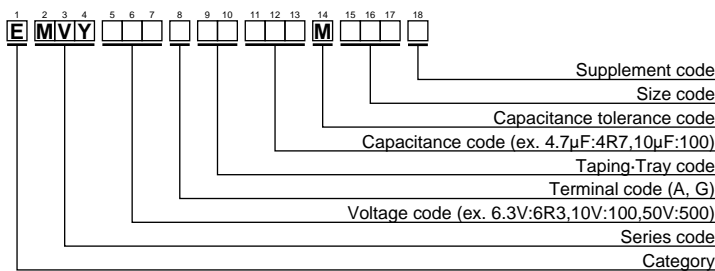
◆ DIMENSIONS [mm]

- Terminal Code : A
- Size code : D55 to KG5
- Terminal Code : G
- Size code : LH0 to MN0



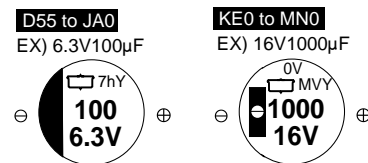
| Size code | φD | L | A | B | C | W | P |
|-----------|------|------|------|------|------|------------|-----|
| D55 | 4 | 5.2 | 4.3 | 4.3 | 5.1 | 0.5 to 0.8 | 1.0 |
| E55 | 5 | 5.2 | 5.3 | 5.3 | 5.9 | 0.5 to 0.8 | 1.4 |
| F55 | 6.3 | 5.2 | 6.6 | 6.6 | 7.2 | 0.5 to 0.8 | 1.9 |
| F80 | 6.3 | 7.7 | 6.6 | 6.6 | 7.2 | 0.5 to 0.8 | 1.9 |
| HA0 | 8 | 10.0 | 8.3 | 8.3 | 9.0 | 0.7 to 1.1 | 3.1 |
| JA0 | 10 | 10.0 | 10.3 | 10.3 | 11.0 | 0.7 to 1.1 | 4.5 |
| KE0 | 12.5 | 13.5 | 13.0 | 13.0 | 13.7 | 1.0 to 1.3 | 4.2 |
| KG5 | 12.5 | 16.0 | 13.0 | 13.0 | 13.7 | 1.0 to 1.3 | 4.2 |
| LH0 | 16 | 16.5 | 17.0 | 17.0 | 18.0 | 1.0 to 1.3 | 6.5 |
| LN0 | 16 | 21.5 | 17.0 | 17.0 | 18.0 | 1.0 to 1.3 | 6.5 |
| MH0 | 18 | 16.5 | 19.0 | 19.0 | 20.0 | 1.0 to 1.3 | 6.5 |
| MN0 | 18 | 21.5 | 19.0 | 19.0 | 20.0 | 1.0 to 1.3 | 6.5 |

◆ PART NUMBERING SYSTEM



Please refer to "A guide to global code (surface mount type)"

◆ MARKING





◆STANDARD RATINGS

□ is non solvent-proof (80/100V_{dc}).

| WV (V _{dc}) | Cap (μF) | Size code | Impedance (Ω _{max} /20°C, 100kHz) | Rated ripple current (mA _{rms} /105°C, 100kHz) | Part No. | WV (V _{dc}) | Cap (μF) | Size code | Impedance (Ω _{max} /20°C, 100kHz) | Rated ripple current (mA _{rms} /105°C, 100kHz) | Part No. | | |
|-----------------------|----------|-----------|--|---|--------------------|-----------------------|----------|-----------|--|---|--------------------|--------------------|--------------------|
| 6.3 | 22 | D55 | 3.0 | 60 | EMVY6R3ADA220MD55G | 25 | 330 | HA0 | 0.30 | 450 | EMVY250ADA331MHA0G | | |
| | 33 | E55 | 1.8 | 95 | EMVY6R3ADA330ME55G | | 470 | JA0 | 0.15 | 670 | EMVY250ADA471MJA0G | | |
| | 47 | E55 | 1.8 | 95 | EMVY6R3ADA470ME55G | | 1000 | LH0 | 0.054 | 1260 | EMVY250GTR102MLH0S | | |
| | 100 | F55 | 1.0 | 140 | EMVY6R3ADA101MF55G | | 1000 | MH0 | 0.054 | 1350 | EMVY250GTR102MMH0S | | |
| | 220 | F55 | 1.0 | 140 | EMVY6R3ADA221MF55G | | 2200 | LN0 | 0.038 | 1630 | EMVY250GTR222MLN0S | | |
| | 330 | F80 | 0.34 | 280 | EMVY6R3ADA331MF80G | | 2200 | MN0 | 0.038 | 1750 | EMVY250GTR222MMN0S | | |
| | 470 | HA0 | 0.30 | 450 | EMVY6R3ADA471MHA0G | | 3300 | MN0 | 0.038 | 1750 | EMVY250GTR332MMN0S | | |
| | 680 | HA0 | 0.30 | 450 | EMVY6R3ADA681MHA0G | | 35 | 4.7 | D55 | 3.0 | 60 | EMVY350ADA4R7MD55G | |
| | 1000 | HA0 | 0.30 | 450 | EMVY6R3ADA102MHA0G | 10 | | E55 | 1.8 | 95 | EMVY350ADA100ME55G | | |
| | 1500 | JA0 | 0.15 | 670 | EMVY6R3ADA152MJA0G | 22 | | F55 | 1.0 | 140 | EMVY350ADA220MF55G | | |
| | 2200 | KE0 | 0.07 | 820 | EMVY6R3A□□222MKE0S | 33 | | F55 | 1.0 | 140 | EMVY350ADA330MF55G | | |
| | 2200 | LH0 | 0.054 | 1260 | EMVY6R3GTR222MLH0S | 47 | | F55 | 1.0 | 140 | EMVY350ADA470MF55G | | |
| | 3300 | KG5 | 0.060 | 950 | EMVY6R3A□□332MKG5S | 68 | | F80 | 0.34 | 280 | EMVY350ADA680MF80G | | |
| | 3300 | MH0 | 0.054 | 1350 | EMVY6R3GTR332MMH0S | 100 | | HA0 | 0.30 | 450 | EMVY350ADA101MHA0G | | |
| | 4700 | LN0 | 0.038 | 1630 | EMVY6R3GTR472MLN0S | 220 | | HA0 | 0.30 | 450 | EMVY350ADA221MHA0G | | |
| | 4700 | MH0 | 0.054 | 1350 | EMVY6R3GTR472MMH0S | 330 | | JA0 | 0.15 | 670 | EMVY350ADA331MJA0G | | |
| 6800 | LN0 | 0.038 | 1630 | EMVY6R3GTR682MLN0S | 470 | KE0 | | 0.070 | 820 | EMVY350A□□471MKE0S | | | |
| 6800 | MN0 | 0.038 | 1750 | EMVY6R3GTR682MMN0S | 470 | LH0 | | 0.054 | 1260 | EMVY350GTR471MLH0S | | | |
| 8200 | MN0 | 0.038 | 1750 | EMVY6R3GTR822MMN0S | 1000 | LH0 | | 0.054 | 1260 | EMVY350GTR102MLH0S | | | |
| 10 | 22 | E55 | 1.8 | 95 | EMVY100ADA220ME55G | 1000 | | MH0 | 0.054 | 1350 | EMVY350GTR102MMH0S | | |
| | 33 | E55 | 1.8 | 95 | EMVY100ADA330ME55G | 2200 | | MN0 | 0.038 | 1750 | EMVY350GTR222MMN0S | | |
| | 47 | F55 | 1.0 | 140 | EMVY100ADA470MF55G | 50 | | 1.0 | D55 | 5.0 | 30 | EMVY500ADA1R0MD55G | |
| | 100 | F55 | 1.0 | 140 | EMVY100ADA101MF55G | | | 2.2 | D55 | 5.0 | 30 | EMVY500ADA2R2MD55G | |
| | 220 | F80 | 0.34 | 280 | EMVY100ADA221MF80G | | 3.3 | D55 | 5.0 | 30 | EMVY500ADA3R3MD55G | | |
| | 330 | HA0 | 0.30 | 450 | EMVY100ADA331MHA0G | | 4.7 | E55 | 3.0 | 50 | EMVY500ADA4R7ME55G | | |
| | 470 | HA0 | 0.30 | 450 | EMVY100ADA471MHA0G | | 10 | F55 | 2.0 | 70 | EMVY500ADA100MF55G | | |
| | 680 | JA0 | 0.15 | 670 | EMVY100ADA681MJA0G | | 22 | F55 | 2.0 | 70 | EMVY500ADA220MF55G | | |
| | 1000 | JA0 | 0.15 | 670 | EMVY100ADA102MJA0G | | 33 | F80 | 0.6 | 170 | EMVY500ADA330MF80G | | |
| | 2200 | KG5 | 0.060 | 950 | EMVY100A□□222MKG5S | | 47 | F80 | 0.6 | 170 | EMVY500ADA470MF80G | | |
| | 2200 | LH0 | 0.054 | 1260 | EMVY100GTR222MLH0S | | 68 | HA0 | 0.6 | 300 | EMVY500ADA680MHA0G | | |
| | 3300 | LH0 | 0.054 | 1260 | EMVY100GTR332MLH0S | | 100 | HA0 | 0.6 | 300 | EMVY500ADA101MHA0G | | |
| | 3300 | MH0 | 0.054 | 1350 | EMVY100GTR332MMH0S | | 220 | JA0 | 0.30 | 500 | EMVY500ADA221MJA0G | | |
| | 4700 | LN0 | 0.038 | 1630 | EMVY100GTR472MLN0S | | 330 | KE0 | 0.11 | 650 | EMVY500A□□331MKE0S | | |
| | 4700 | MN0 | 0.038 | 1750 | EMVY100GTR472MMN0S | | 330 | LH0 | 0.087 | 900 | EMVY500GTR331MLH0S | | |
| | 6800 | MN0 | 0.038 | 1750 | EMVY100GTR682MMN0S | | 470 | LH0 | 0.087 | 900 | EMVY500GTR471MLH0S | | |
| 16 | 10 | D55 | 3.0 | 60 | EMVY160ADA100MD55G | | 470 | MH0 | 0.087 | 1060 | EMVY500GTR471MMH0S | | |
| | 22 | E55 | 1.8 | 95 | EMVY160ADA220ME55G | | 1000 | MN0 | 0.050 | 1520 | EMVY500GTR102MMN0S | | |
| | 33 | F55 | 1.0 | 140 | EMVY160ADA330MF55G | 63 | 68 | KE0 | 0.19 | 500 | EMVY630A□□680MKE0S | | |
| | 47 | F55 | 1.0 | 140 | EMVY160ADA470MF55G | | 100 | KE0 | 0.19 | 500 | EMVY630A□□101MKE0S | | |
| | 100 | F55 | 1.0 | 140 | EMVY160ADA101MF55G | | 220 | KE0 | 0.19 | 500 | EMVY630A□□221MKE0S | | |
| | 220 | F80 | 0.34 | 280 | EMVY160ADA221MF80G | | 220 | LH0 | 0.12 | 845 | EMVY630GTR221MLH0S | | |
| | 330 | HA0 | 0.30 | 450 | EMVY160ADA331MHA0G | | 330 | LH0 | 0.12 | 845 | EMVY630GTR331MLH0S | | |
| | 470 | HA0 | 0.30 | 450 | EMVY160ADA471MHA0G | | 330 | MH0 | 0.12 | 905 | EMVY630GTR331MMH0S | | |
| | 680 | JA0 | 0.15 | 670 | EMVY160ADA681MJA0G | | 470 | LN0 | 0.085 | 1100 | EMVY630GTR471MLN0S | | |
| | 1000 | KE0 | 0.070 | 820 | EMVY160A□□102MKE0S | | 470 | MH0 | 0.12 | 905 | EMVY630GTR471MMH0S | | |
| | 1000 | LH0 | 0.054 | 1260 | EMVY160GTR102MLH0S | | 80 | 100 | KE0 | 0.33 | 450 | EMVY800A□□101MKE0S | |
| | 2200 | LH0 | 0.054 | 1260 | EMVY160GTR222MLH0S | | | 220 | KG5 | 0.26 | 550 | EMVY800A□□221MKG5S | |
| | 2200 | MH0 | 0.054 | 1350 | EMVY160GTR222MMH0S | | | 330 | LN0 | 0.16 | 900 | EMVY800GTR331MLN0S | |
| | 3300 | LN0 | 0.038 | 1630 | EMVY160GTR332MLN0S | | | 330 | MH0 | 0.24 | 700 | EMVY800GTR331MMH0S | |
| | 3300 | MH0 | 0.054 | 1350 | EMVY160GTR332MMH0S | | | 470 | MN0 | 0.16 | 950 | EMVY800GTR471MMN0S | |
| | 4700 | MN0 | 0.038 | 1750 | EMVY160GTR472MMN0S | | | 100 | 47 | KE0 | 0.33 | 450 | EMVY101A□□470MKE0S |
| 25 | 10 | E55 | 1.8 | 95 | EMVY250ADA100ME55G | | | | 68 | KE0 | 0.33 | 450 | EMVY101A□□680MKE0S |
| | 22 | F55 | 1.0 | 140 | EMVY250ADA220MF55G | | | | 100 | KE0 | 0.33 | 450 | EMVY101A□□101MKE0S |
| | 33 | F55 | 1.0 | 140 | EMVY250ADA330MF55G | 100 | LH0 | | 0.24 | 650 | EMVY101GTR101MLH0S | | |
| | 47 | F55 | 1.0 | 140 | EMVY250ADA470MF55G | 220 | LN0 | | 0.16 | 900 | EMVY101GTR221MLN0S | | |
| | 100 | F80 | 0.34 | 280 | EMVY250ADA101MF80G | 220 | MH0 | | 0.24 | 700 | EMVY101GTR221MMH0S | | |
| | 220 | HA0 | 0.3 | 450 | EMVY250ADA221MHA0G | 330 | MN0 | | 0.16 | 950 | EMVY101GTR331MMN0S | | |

□□ : Taping / Tray code



Стандарт Электрон Связь

Мы молодая и активно развивающаяся компания в области поставок электронных компонентов. Мы поставляем электронные компоненты отечественного и импортного производства напрямую от производителей и с крупнейших складов мира.

Благодаря сотрудничеству с мировыми поставщиками мы осуществляем комплексные и плановые поставки широчайшего спектра электронных компонентов.

Собственная эффективная логистика и склад в обеспечивает надежную поставку продукции в точно указанные сроки по всей России.

Мы осуществляем техническую поддержку нашим клиентам и предпродажную проверку качества продукции. На все поставляемые продукты мы предоставляем гарантию .

Осуществляем поставки продукции под контролем ВП МО РФ на предприятия военно-промышленного комплекса России , а также работаем в рамках 275 ФЗ с открытием отдельных счетов в уполномоченном банке. Система менеджмента качества компании соответствует требованиям ГОСТ ISO 9001.

Минимальные сроки поставки, гибкие цены, неограниченный ассортимент и индивидуальный подход к клиентам являются основой для выстраивания долгосрочного и эффективного сотрудничества с предприятиями радиоэлектронной промышленности, предприятиями ВПК и научно-исследовательскими институтами России.

С нами вы становитесь еще успешнее!

Наши контакты:

Телефон: +7 812 627 14 35

Электронная почта: sales@st-electron.ru

Адрес: 198099, Санкт-Петербург,
Промышленная ул, дом № 19, литера Н,
помещение 100-Н Офис 331