



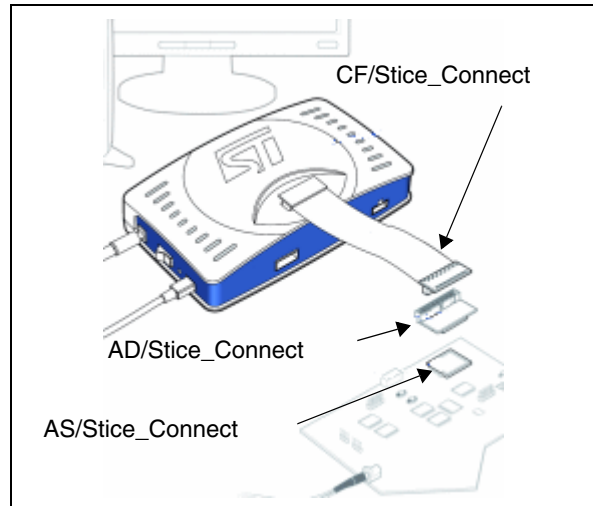
# STICE CF/Stice\_Connect AD/Stice\_Connect AS/Stice\_Connect

Full-featured cost-effective emulation system  
for ST microcontrollers

Data brief

## Features

- Emulation system
  - Real-time emulation of STM8 MCUs (CPU frequency from 250 Hz up to 50 MHz)
  - Application profiling for execution time or number of executions at instruction/source code/function level
  - Coverage analysis on code (at instruction/source code/function level) or data (memory locations or variables) for the entire memory space
  - Unlimited instruction breakpoints for the entire MCU memory space
  - Data breakpoints
  - Advanced breakpoints with up to 4 levels of user-configured conditions
  - Control of application memory accesses configurable at byte level
  - Trace of 128 K records with time stamp
  - Non-intrusive read/write on-the-fly to data memory during emulation
  - Power supply follower managing STM8 application voltages in range 1.65 to 5.5 V (0.8 V possible for MEB with specific TEB)
  - 8-bit probe analyzer
  - Input trigger and 2 output triggers
  - In-circuit debugging/programming via SWIM



- USB 2.0 (high-speed) interface to host PC

- Connection accessories

- CF/Stice\_Connect: 60- or 120-pin flexible cable to connect to the application
- AD/Stice\_Connect: connection adapter to adapt the connection flex to the target device package
- AS/Stice\_Connect: adapter socket soldered onto the application and receiving the AD/Stice\_connect

Table 1. Device summary

Part numbers	Contents
STICE	Emulation system
CF/Stice_Connect	Connection flex
AD/Stice_Connect	Connection adapter for target device package or SWIM connector
AS/Stice_Connect	Adapter socket

## Description

The STIce is the advanced in-circuit emulation system from STMicroelectronics. It offers a complete range of proven debugging features such as advanced breakpoints and trace recording. In addition, it provides new profiling and coverage capabilities to help detect and eliminate dead code and bottlenecks in application execution.

In addition to emulation, the STIce provides in-circuit debugging and programming capability for ST microcontrollers via the ST single wire interface module (SWIM). SWIM allows non-intrusive debugging of an application while it runs on the target microcontroller.

The STIce is supported by the free STM8 toolset, which includes the ST Visual Develop (STVD) integrated development environment for building, debugging and fine-tuning applications, the ST Visual Programmer (STVP) microcontroller programming interface and the STM8 Assembler.

The STIce offers improved cost-effectiveness by allowing users to order exactly what they need to meet their development requirements and to adapt their emulation system to support existing and future ST microcontrollers. All these connection accessories and the STIce emulation boards can be ordered independently as replacement parts.

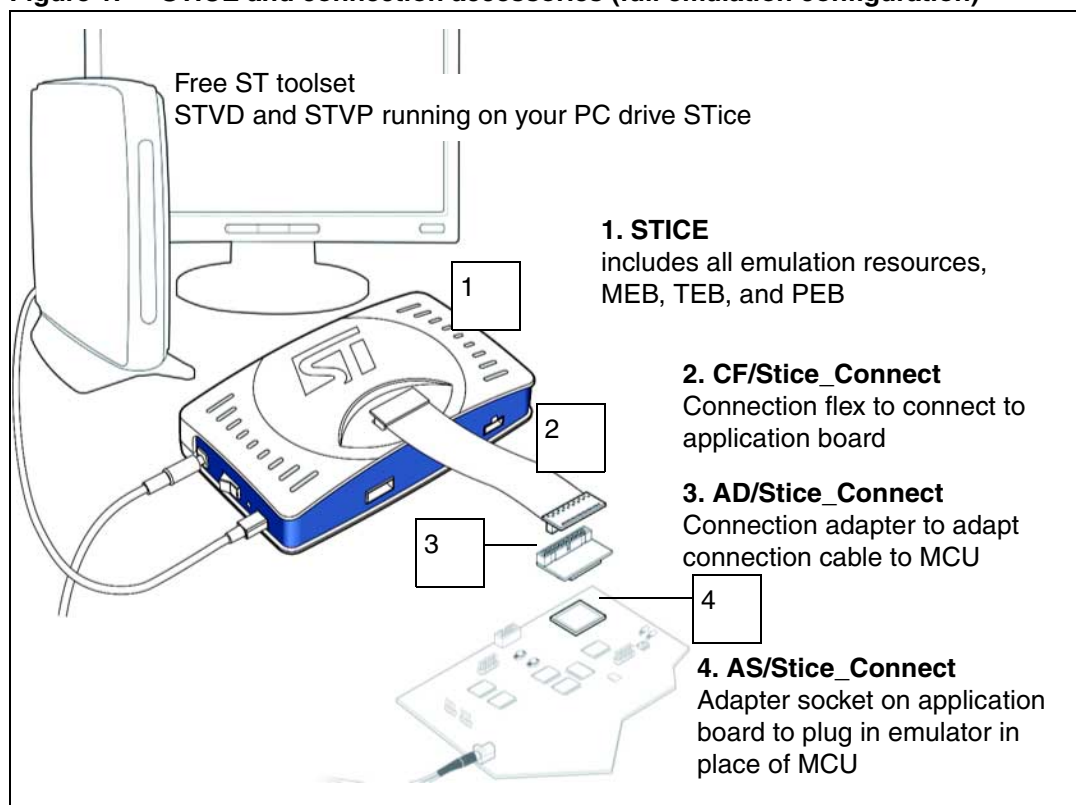
## Working environment

The STice is a modular emulation system that connects to a host PC via a USB interface, to an application board in place of the target microcontroller. It is made up of:

- A main emulation board (MEB) that provides interface and emulation resources common to all emulated MCU families,
- A target emulation board (TEB) that provides the analog emulation resources for a specific family of microcontrollers.

It may also include a peripheral emulation board (PEB) that provides emulation resources specific to an emulated peripheral for a microcontroller sub-family.

**Figure 1. STICE and connection accessories (full emulation configuration)**



For emulation, STice connects to an application board via connection accessories that you specify when ordering the STice.

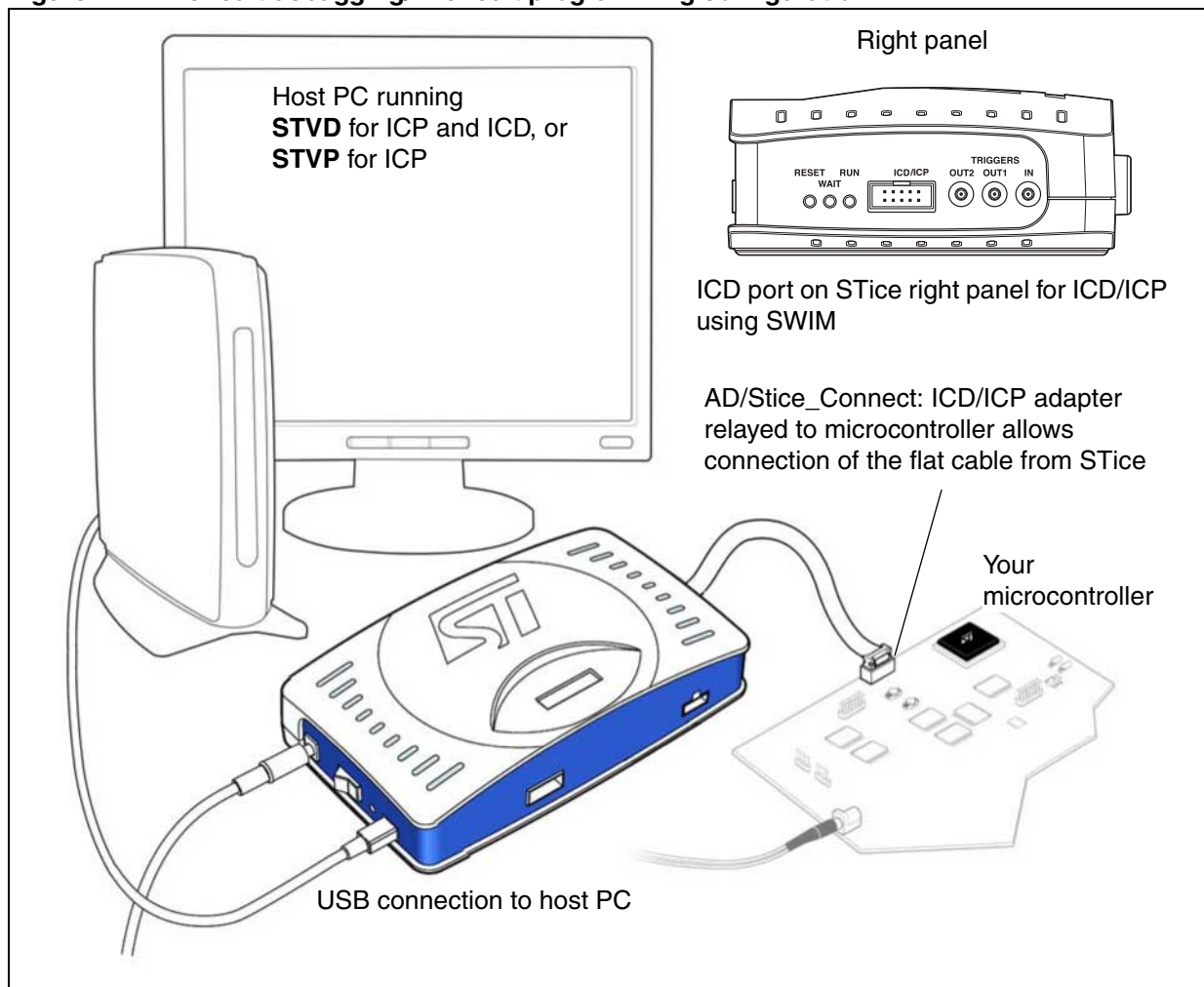
The STice emulation system and connection accessories are shown in [Figure 1](#). The connection accessories for emulation are:

- Connection flex (CF/Stice\_Connect) – flexible cable (60- or 120-pin depending on the target MCU) that relays signals from the STice to your application board.
- Connection adapter (AD/Stice\_Connect) – adapts the connection flex either to the target microcontroller footprint or to the SWIM connector on your application board.
- Adapter socket (AS/Stice\_Connect) – socket that solders to your application board in place of your MCU and receives the connection adapter. Sockets also allow installation of your target microcontroller.

The free **STM8 toolset** provides all the software required to develop and debug applications with STice, and to program an application to a microcontroller. Software includes:

- **STVD** – Integrated development environment (IDE) that runs on the host PC connected to the emulator and allows users to edit, build and debug applications and then program them to the target STM8 microcontroller. STVD supports the full range of emulation and in-circuit debugging features for **STice**. It also offers a quick programming interface based on STVP, for programming microcontrollers without leaving STVD.
- **STVP** – Full-featured software programming interface that runs on the host PC connected to the emulator. Provides the full range of features for device programming including a project mode for saving programming configurations and automating programming sequences.

**Figure 2. In-circuit debugging/in-circuit programming configuration**



## Ordering STice

The STice emulation system is designed in a modular fashion so that you can order just the components that you need to emulate your target microcontroller.

To help you order what you need, refer to [Table 2](#) for a description of each component and to [Table 3](#) for the list of accessories required for your microcontroller. Make sure to use the correct order codes.

**Table 2. Device contents**

Part numbers	Order codes	Contents
<b>Emulation system</b>		
<b>STICE</b>	<b>STICE-SYSxxx<sup>(1)</sup></b>	Includes emulator case with: <ul style="list-style-type: none"> <li>– MEB, TEB and PEB<sup>(2)</sup> for a microcontroller sub-family</li> <li>– USB cable</li> <li>– Power supply</li> <li>– Trigger cables</li> <li>– Analyzer input cable</li> </ul>
<b>Connection flex</b>		
<b>CF/Stice_Connect</b>	<b>CF/FP60</b>	60-pin connection cable for connection to the application board
	<b>CF/FP120</b>	120-pin connection cable for connection to the application board
<b>Connection adapter</b>		
<b>AD/Stice_Connect</b>	<b>AD/xxxxxx-xxx<sup>(1)</sup></b>	A connection adapter that is specific to your microcontroller's package
	<b>AD-ICD/ICP</b>	ICD/ICP adapter kit for <b>STice</b>
<b>Adapter socket</b>		
<b>AS/Stice_Connect</b>	<b>AS/xxxxxx<sup>(1)</sup> AS-DIP-SO</b>	A socket that is specific to your microcontroller's package

1. Refer to [Table 3: Connection accessories for STice systems](#) for the order codes required for your microcontroller.
2. Peripheral emulation board (PEB) is provided only when required to emulate a specific sub-family of microcontrollers.

**Table 3. Connection accessories for STice systems**

MCU	Package (size, pitch in mm)	Stice system	Connection flex	Connection adapter	Adapter socket	In circuit debug/program adapters
STM8AFxx	LQFP32 (7x7, 0.8)	STICE-SYS001	CF/FP60	AD/QFP32B-A03	AS/QFP32BC	AD-ICD/ICP
	LQFP48 (7x7, 0.5)	STICE-SYS001	CF/FP60	AD/QFP48B-A03	AS/QFP48BA	
	LQFP64 (10x10, 0.5)	STICE-SYS001	CF/FP120	AD/QFP64C-B02	AS/QFP64CA	
	LQFP80 (14x14, 0.65)	STICE-SYS001	CF/FP120	AD/QFP80F-B01	AS/QFP80FB	
	TSSOP20 (6.5x4.4, 0.65)	STICE-SYS001	CF/FP60	AD/TSSO20A-A02	AS/TSSO20AB	
STM8L101	QFN20 (3x3, 0.5)	STICE-SYS005	.(1)	AD/QFN20J-Z01	AS/QFN20JA	
	QFN28 (4x4, 0.5)	STICE-SYS005		AD/QFN28H-Z01	AS/QFN28HA	
	QFN32 (5x5, 0.5)	STICE-SYS005		AD/QFN32A-Z01	AS/QFN32AA	
	LQFP32 (7x7, 0.8)	STICE-SYS005	CF/FP60	AD/QFP32B-A04	AS/QFP32BC	
	TSSOP20 (6.5x4.4, 0.65)	STICE-SYS005	CF/FP60	AD/TSSO20A-A01	AS/TSSO20AB	
STM8L15x STM8L16x	QFN28 (4x4, 0.5)	STICE-SYS009	.(1)	AD/QFN28H-Z01	AS/QFN28HA	
	QFN32 (5x5, 0.5)	STICE-SYS009		AD/QFN32A-Z01	AS/QFN32AA	
	QFN48 (7x7, 0.8)	STICE-SYS009		AD/QFN48B-Z02	AS/QFN48BA	
	LQFP32 (7x7, 0.8)	STICE-SYS009	CF/FP60	AD/QFP32B-A04	AS/QFP32BC	
	LQFP48 (7x7, 0.5)	STICE-SYS009	CF/FP60	AD/QFP48B-A04	AS/QFP48BA	
	LQFP64 (10x10, 0.5)	STICE-SYS009	CF/FP120	AD/QFP64C-B03	AS/QFP64CA	
	LQFP80 (14x14, 0.65)	STICE-SYS009	CF/FP120	AD/QFP80F-B02	AS/QFP80FB	
	TSSOP20 (6.5x4.4, 0.65)	STICE-SYS009	.(1)	(2)	AS/TSSO20AB	

Table 3. Connection accessories for STice systems (continued)

MCU	Package (size, pitch in mm)	STice system	Connection flex	Connection adapter	Adapter socket	In circuit debug/program adapters
STM8Sx0x	SDIP32 (400 mils, 1.778)	STICE-SYS001	CF/FP60	AD/DIP32C-A03 <sup>(3)</sup>	AS-DIP-SO	AD-ICD/ICP
	SDIP32 (400 mils, 1.778)	STICE-SYS001	CF/FP60	AD/DIP32C-A02 <sup>(4)</sup>	AS-DIP-SO	
	QFN20 (3x3, 0.5)	STICE-SYS001	_(1)	AD/QFN20J-Z01	AS/QFN20JA	
	QFN32 (5x5, 0.5)	STICE-SYS001		AD/QFN32A-Z03 (3)	AS/QFN32AA	
	QFN32 (5x5, 0.5)	STICE-SYS001		AD/QFN32A-Z02 (4)	AS/QFN32AA	
	LQFP32 (7x7, 0.8)	STICE-SYS001	CF/FP60	AD/QFP32B-A05 (3)	AS/QFP32BC	
	LQFP32 (7x7, 0.8)	STICE-SYS001	CF/FP60	AD/QFP32B-A03 (4)(5)	AS/QFP32BC	
	LQFP44 (10x10, 0.8)	STICE-SYS001	CF/FP60	AD/QFP44C-A02	AS/QFP44CC	
	LQFP48 (7x7, 0.5)	STICE-SYS001	CF/FP60	AD/QFP48B-A03	AS/QFP48BA	
	LQFP64 (10x10, 0.5)	STICE-SYS001	CF/FP120	AD/QFP64C-B02	AS/QFP64CA	
	LQFP64 (14x14, 0.8)	STICE-SYS001	CF/FP120	AD/QFP64F-B01	AS/QFP64FC	
	LQFP80 (14x14, 0.65)	STICE-SYS001	CF/FP120	AD/QFP80F-B01	AS/QFP80FB	
	TSSOP20 (6.5x4.4, 0.65)	STICE-SYS001	CF/FP60	AD/TSSO20A-A02	AS/TSSO20AB	

1. “\_”: no accessories required.

2. Contact your nearest ST Sales offices.

3. STM8Sx03xx.

4. STM8S105xx.

5. STM8S207xx.

## Revision history

**Table 4. Document revision history**

Date	Revision	Changes
31-Mar-2008	1	Initial release.
10-May-2010	2	Modified as CB-xx parts are now obsolete.
08-Nov-2010	3	Modified <a href="#">Table 1</a> , <a href="#">Table 2</a> and <a href="#">Figure 1</a> as part numbers changed: – AS/xxxxxx became AS/Stice_Connect – AD/xxxxxx-xxx and AD-ICD/ICP became AD/Stice_Connect – CF/FPxxx became CF/Stice_Connect Order code AS-DIP-SO added to <a href="#">Table 2</a> .
24-May-2011	4	Removed CB-xxx part numbers from the whole document. Added STice accessories description and ordering information.



**Please Read Carefully:**

Information in this document is provided solely in connection with ST products. STMicroelectronics NV and its subsidiaries ("ST") reserve the right to make changes, corrections, modifications or improvements, to this document, and the products and services described herein at any time, without notice.

All ST products are sold pursuant to ST's terms and conditions of sale.

Purchasers are solely responsible for the choice, selection and use of the ST products and services described herein, and ST assumes no liability whatsoever relating to the choice, selection or use of the ST products and services described herein.

No license, express or implied, by estoppel or otherwise, to any intellectual property rights is granted under this document. If any part of this document refers to any third party products or services it shall not be deemed a license grant by ST for the use of such third party products or services, or any intellectual property contained therein or considered as a warranty covering the use in any manner whatsoever of such third party products or services or any intellectual property contained therein.

**UNLESS OTHERWISE SET FORTH IN ST'S TERMS AND CONDITIONS OF SALE ST DISCLAIMS ANY EXPRESS OR IMPLIED WARRANTY WITH RESPECT TO THE USE AND/OR SALE OF ST PRODUCTS INCLUDING WITHOUT LIMITATION IMPLIED WARRANTIES OF MERCHANTABILITY, FITNESS FOR A PARTICULAR PURPOSE (AND THEIR EQUIVALENTS UNDER THE LAWS OF ANY JURISDICTION), OR INFRINGEMENT OF ANY PATENT, COPYRIGHT OR OTHER INTELLECTUAL PROPERTY RIGHT.**

**UNLESS EXPRESSLY APPROVED IN WRITING BY AN AUTHORIZED ST REPRESENTATIVE, ST PRODUCTS ARE NOT RECOMMENDED, AUTHORIZED OR WARRANTED FOR USE IN MILITARY, AIR CRAFT, SPACE, LIFE SAVING, OR LIFE SUSTAINING APPLICATIONS, NOR IN PRODUCTS OR SYSTEMS WHERE FAILURE OR MALFUNCTION MAY RESULT IN PERSONAL INJURY, DEATH, OR SEVERE PROPERTY OR ENVIRONMENTAL DAMAGE. ST PRODUCTS WHICH ARE NOT SPECIFIED AS "AUTOMOTIVE GRADE" MAY ONLY BE USED IN AUTOMOTIVE APPLICATIONS AT USER'S OWN RISK.**

Resale of ST products with provisions different from the statements and/or technical features set forth in this document shall immediately void any warranty granted by ST for the ST product or service described herein and shall not create or extend in any manner whatsoever, any liability of ST.

ST and the ST logo are trademarks or registered trademarks of ST in various countries.

Information in this document supersedes and replaces all information previously supplied.

The ST logo is a registered trademark of STMicroelectronics. All other names are the property of their respective owners.

© 2011 STMicroelectronics - All rights reserved

STMicroelectronics group of companies

Australia - Belgium - Brazil - Canada - China - Czech Republic - Finland - France - Germany - Hong Kong - India - Israel - Italy - Japan - Malaysia - Malta - Morocco - Philippines - Singapore - Spain - Sweden - Switzerland - United Kingdom - United States of America

[www.st.com](http://www.st.com)



## Стандарт Электрон Связь

Мы молодая и активно развивающаяся компания в области поставок электронных компонентов. Мы поставляем электронные компоненты отечественного и импортного производства напрямую от производителей и с крупнейших складов мира.

Благодаря сотрудничеству с мировыми поставщиками мы осуществляем комплексные и плановые поставки широчайшего спектра электронных компонентов.

Собственная эффективная логистика и склад в обеспечивает надежную поставку продукции в точно указанные сроки по всей России.

Мы осуществляем техническую поддержку нашим клиентам и предпродажную проверку качества продукции. На все поставляемые продукты мы предоставляем гарантию .

Осуществляем поставки продукции под контролем ВП МО РФ на предприятия военно-промышленного комплекса России , а также работаем в рамках 275 ФЗ с открытием отдельных счетов в уполномоченном банке. Система менеджмента качества компании соответствует требованиям ГОСТ ISO 9001.

Минимальные сроки поставки, гибкие цены, неограниченный ассортимент и индивидуальный подход к клиентам являются основой для выстраивания долгосрочного и эффективного сотрудничества с предприятиями радиоэлектронной промышленности, предприятиями ВПК и научно-исследовательскими институтами России.

С нами вы становитесь еще успешнее!

### Наши контакты:

**Телефон:** +7 812 627 14 35

**Электронная почта:** [sales@st-electron.ru](mailto:sales@st-electron.ru)

**Адрес:** 198099, Санкт-Петербург,  
Промышленная ул, дом № 19, литера Н,  
помещение 100-Н Офис 331