

Series 801 Mighty Mouse Double-Start ACME Threads Metal Protective Cover Ordering Information

667-217 and 667-218



Series 801



Protect Connectors From Damage

Machined aluminum covers have rubber gaskets for a watertight fit.

Stainless Steel Fittings and Rings Choose small diameter eye fittings for panel attachment. Larger rings fit under the jam nut or over cable jackets. Split rings can be installed on fully assembled cables.

Polyurethane-Coated SST Wire Rope

offers high strength, excellent abrasion resistance and good flexibility. Or, choose Teflon® jacket for high temperature exposure.

Braided Nylon Rope provides excellent flexibility and good abrasion resistance, and can be ordered with slip knot fittings for easy installation on any size cable.

HOW TO ORDER

Sample Part Number

| 667-217 | -M | -G | 9 | 04 | -6 | |
|---|--|--|--|--|---|--|
| Series | Shell Material / Finish | Attachment Type | Shell Size | Attachment Code | Attachment Length in Inches | |
|  <p>667-217 Protective Cover for use with Series 801 Plugs</p>  <p>667-218 Protective Cover for use with Series 801 Receptacles</p> | <p>C Aluminum / Black Anodize (Non-Conductive) RoHS Compliant</p> <p>M Aluminum / Electroless Nickel RoHS Compliant</p> <p>NF Aluminum / Cadmium with Olive Drab Chromate</p> <p>ZN Aluminum / Zinc-Nickel with Olive Drab Chromate</p> <p>ZNU Aluminum / Zinc-Nickel with Black Chromate</p> <p>MT Aluminum / Nickel-PTFE RoHS Compliant</p> <p>Z1 Stainless Steel / Passivated RoHS Compliant</p> | <p>-G Nylon Rope</p> <p>-H SST Wire Rope, Teflon® Jacket</p> <p>-N No Attachment</p> <p>-S SST Sash Chain</p> <p>-SK Nylon Rope With Slip Knot</p> <p>-T SST Wire Rope, No Jacket</p> <p>-U SST Wire Rope, Polyurethane Jacket</p> <p>"SST" = Stainless Steel</p> | <p>5</p> <p>6</p> <p>7</p> <p>8</p> <p>9</p> <p>10</p> <p>13</p> <p>16</p> <p>17</p> <p>21</p> | <p>Omit for attachment Types N (No Attachment) and SK (Slip Knot)</p> | <p>Omit for attachment Type N (No Attachment) Example "-6" equals six inch length</p> | |
| | | | |  <p>Small Ring</p> | | <p>01 - .126 (3.20) I.D.</p> <p>02 - .145 (3.68) I.D.</p> <p>04 - .188 (4.78) I.D.</p> <p>06 - .197 (5.00) I.D.</p> |
| | | | |  <p>Large Ring</p> | | <p>14 - .385 (9.78) I.D.</p> <p>15 - .445 (11.30) I.D.</p> <p>16 - .570 (14.48) I.D.</p> <p>17 - .635 (16.13) I.D.</p> <p>18 - .695 (17.65) I.D.</p> <p>19 - .885 (22.48) I.D.</p> <p>20 - 1.070 (27.17) I.D.</p> <p>21 - 1.135 (28.83) I.D.</p> <p>22 - 1.210 (30.73) I.D.</p> <p>23 - 1.275 (32.39) I.D.</p> <p>24 - 1.375 (34.94) I.D.</p> |
| | | | |  <p>Split Ring</p> | | <p>50 - .420 (10.67) I.D.</p> <p>52 - .480 (12.19) I.D.</p> <p>54 - .635 (16.13) I.D.</p> <p>56 - .745 (18.92) I.D.</p> <p>58 - .885 (22.48) I.D.</p> <p>60 - 1.010 (25.65) I.D.</p> <p>64 - 1.125 (28.58) I.D.</p> <p>68 - 1.345 (34.16) I.D.</p> |

Dimensions in inches (millimeters) and are subject to change without notice.

© 2010 Glenair, Inc.

CAGE Code 06324

Printed in U.S.A.

GLENAIR, INC. • 1211 AIR WAY • GLENDALE, CA 91201-2497 • 818-247-6000 • FAX 818-500-9912

www.glenair.com

D-27

E-Mail: sales@glenair.com

01-JANUARY-2010



Series 801 Mighty Mouse Double-Start ACME Threads Metal Protective Cover Dimensions

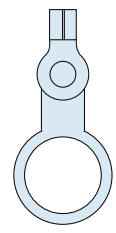
667-217 and 667-218

D

Attaching a 667-218 Receptacle Cover to a Rear Panel Mounted Jam Nut Receptacle

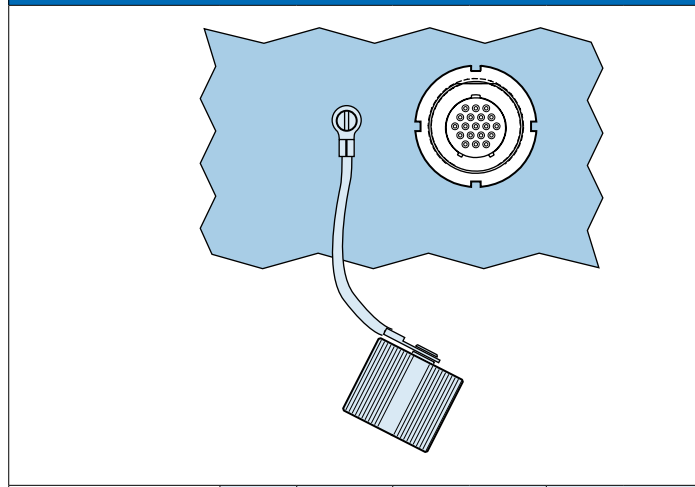


| Dia. Code | Shell Size | Ring I.D. | | Ring O.D. | |
|-----------|------------|-----------|-------|-----------|--------|
| | | In. | mm. | In. | mm. |
| | | ± .010 | ±0.25 | ± .015 | ± 0.38 |
| 14 | 5 | .385 | 9.78 | .510 | 12.95 |
| 15 | 6 | .445 | 11.30 | .565 | 14.35 |
| 16 | 7, 8 | .570 | 14.48 | .685 | 17.40 |
| 17 | 9 | .635 | 16.13 | .760 | 19.30 |
| 18 | 10 | .695 | 17.65 | .820 | 20.82 |
| 19 | 13 | .885 | 22.48 | 1.010 | 25.65 |
| 20 | 16 | 1.070 | 27.17 | 1.195 | 30.35 |
| 21 | 17 | 1.135 | 28.83 | 1.250 | 31.75 |
| 24 | 21 | 1.375 | 34.93 | 1.490 | 37.85 |

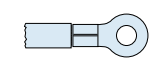


Solid Ring

Attaching a Cover to a Panel With a Screw

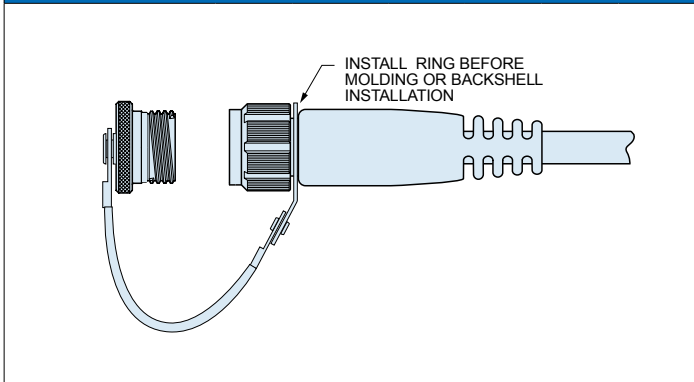


| Dia. Code | Screw Size | Ring I.D. | | Ring O.D. | |
|-----------|------------|-----------|-------|-----------|------|
| | | In. | mm. | In. | mm. |
| | | ±.005 | ±0.13 | Max. | Max. |
| 01 | #4, M3 | .126 | 3.20 | .31 | 7.9 |
| 02 | #6 | .145 | 3.68 | .31 | 7.9 |
| 04 | #8, M4 | .188 | 4.78 | .31 | 7.9 |
| 06 | #10 | .197 | 5.00 | .31 | 7.9 |

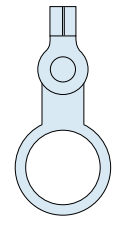


Small Ring for Attaching Receptacle Covers to a Panel with a Screw

Attaching a Cover to a Cable Assembly With a Solid Ring

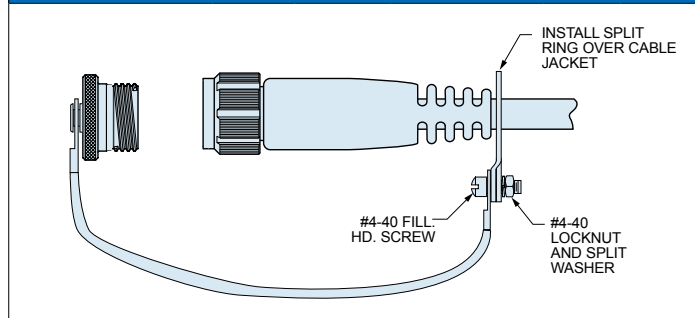


| Dia. Code | Shell Size | Ring I.D. | | Ring O.D. | |
|-----------|------------|-----------|-------|-----------|--------|
| | | In. | mm. | In. | mm. |
| | | ± .010 | ±0.25 | ± .015 | ± 0.38 |
| 14 | 5,6 | .385 | 9.78 | .510 | 12.95 |
| 15 | 7 | .445 | 11.30 | .565 | 14.35 |
| 16 | 8, 9 | .570 | 14.48 | .685 | 17.40 |
| 18 | 10, 13 | .695 | 17.65 | .820 | 20.82 |
| 20 | 16, 17 | 1.070 | 27.17 | 1.195 | 30.35 |
| 22 | 21 | 1.210 | 30.73 | 1.312 | 33.32 |

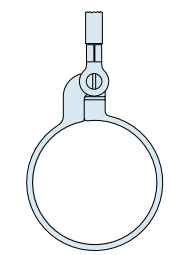


Solid Ring

Attaching a Cover to a Cable Using a Split Ring



| Dia. Code | Max. Cable Dia. (in.) | Ring Diameter | | | |
|-----------|-----------------------|---------------|-------|---------|-------|
| | | Min. ID | | Max. OD | |
| | | In. | mm. | In. | mm. |
| 50 | .410 | .420 | 10.67 | .580 | 14.73 |
| 52 | .470 | .480 | 12.19 | .640 | 16.26 |
| 54 | .625 | .635 | 16.13 | .796 | 20.22 |
| 56 | .735 | .745 | 18.92 | .905 | 22.99 |
| 58 | .875 | .885 | 22.48 | 1.046 | 26.57 |
| 60 | 1.000 | 1.010 | 25.65 | 1.171 | 29.74 |
| 64 | 1.115 | 1.125 | 28.58 | 1.285 | 32.64 |
| 68 | 1.335 | 1.345 | 34.16 | 1.505 | 38.23 |



Large Split Ring for Attaching Covers to Cables

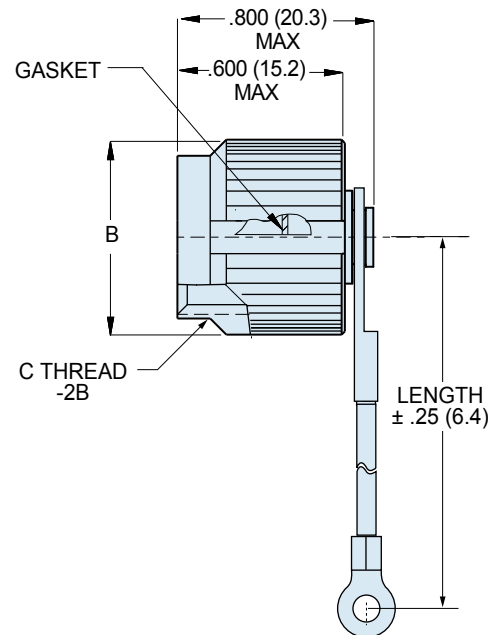
Dimensions in inches (millimeters) and are subject to change without notice.

Series 801 Mighty Mouse Double-Start ACME Threads Metal Protective Cover Dimensions

667-217 and 667-218



667-217 Plug Cover



667-218 Receptacle Cover

| Shell Size | A Max. | | B Max. | | C |
|------------|--------|-------|--------|-------|----------------|
| | In. | mm. | In. | mm. | |
| 5 | .465 | 11.81 | .488 | 12.40 | .3125-.05P-1L |
| 6 | .525 | 13.34 | .555 | 14.10 | .375-.05P-1L |
| 7 | .590 | 14.99 | .615 | 15.62 | .4375-.05P-1L |
| 8 | .653 | 16.59 | .675 | 17.15 | .5000-.05-.1L |
| 9 | .715 | 18.16 | .840 | 21.34 | .5625-.05P-.1L |
| 10 | .778 | 19.76 | .905 | 22.95 | .6250-.05P-1L |
| 13 | .965 | 24.51 | .995 | 25.27 | .8125-.1P-.2L |
| 16 | 1.150 | 29.21 | 1.261 | 32.03 | 1.000-.1P-.2L |
| 17 | 1.215 | 30.86 | 1.321 | 33.55 | 1.062-.1P-.2L |
| 21 | 1.477 | 37.52 | 1.570 | 39.88 | 1.3125-.1P-.2L |

| MATERIALS AND FINISHES | |
|------------------------|-----------------------------------|
| Cover | Aluminum alloy or stainless steel |
| Gasket | Silicone rubber |
| Wire, Hardware | Stainless steel, passivated |

| LANYARD OPTIONS | |
|--|--|
| Nylon Rope | -55° to +100°C., black, very flexible, very good abrasion resistance, good resistance to fuels, .120" (3mm) diameter |
| Polyurethane Coated Wire Rope | Black polyurethane over stainless steel rope, -55° to +125°C., very flexible, excellent abrasion resistance, excellent resistance to fuels, .080" (2mm) diameter |
| Teflon® Jacketed Wire Rope | Translucent FEP jacket over stainless steel, -55° to +200°C., fair flexibility, good abrasion resistance, .100" diameter |
| Sash Chain | Stainless steel, #8 chain, .240" (6mm) |
| Slip Knot (SK) for Attaching Covers to Cable | 55° to +100°C., black, very flexible, very good abrasion resistance, good resistance to fuels, .120" (3mm) diameter. Length includes .5" (13mm) diameter loop. |

Dimensions in inches (millimeters) and are subject to change without notice.



**Стандарт
Электрон
Связь**

Мы молодая и активно развивающаяся компания в области поставок электронных компонентов. Мы поставляем электронные компоненты отечественного и импортного производства напрямую от производителей и с крупнейших складов мира.

Благодаря сотрудничеству с мировыми поставщиками мы осуществляем комплексные и плановые поставки широчайшего спектра электронных компонентов.

Собственная эффективная логистика и склад в обеспечивает надежную поставку продукции в точно указанные сроки по всей России.

Мы осуществляем техническую поддержку нашим клиентам и предпродажную проверку качества продукции. На все поставляемые продукты мы предоставляем гарантию .

Осуществляем поставки продукции под контролем ВП МО РФ на предприятия военно-промышленного комплекса России , а также работаем в рамках 275 ФЗ с открытием отдельных счетов в уполномоченном банке. Система менеджмента качества компании соответствует требованиям ГОСТ ISO 9001.

Минимальные сроки поставки, гибкие цены, неограниченный ассортимент и индивидуальный подход к клиентам являются основой для выстраивания долгосрочного и эффективного сотрудничества с предприятиями радиоэлектронной промышленности, предприятиями ВПК и научно-исследовательскими институтами России.

С нами вы становитесь еще успешнее!

Наши контакты:

Телефон: +7 812 627 14 35

Электронная почта: sales@st-electron.ru

Адрес: 198099, Санкт-Петербург,
Промышленная ул, дом № 19, литера Н,
помещение 100-Н Офис 331