

## Vitreous Wirewound Power Resistors



### FEATURES

- High dissipation
- Applicable standard: NFC 93214
- 3 models:
  - VNF traction lug
  - VNB rings
  - VNN collars
- Material categorization: for definitions of compliance please see [www.vishay.com/doc?99912](http://www.vishay.com/doc?99912)


**RoHS**  
COMPLIANT

### STANDARD ELECTRICAL SPECIFICATIONS

GLOBAL MODEL	POWER RATING W	RESISTANCE RANGE $\Omega$	TOLERANCE $\pm$ %	$U_{LIM.}$ V
VN 42 x 362	600	8.2 to 470K	5	4500
VN 30 x 250	320	4.7 to 390K	5	3000
VN 30 x 153	200	3.3 to 270K	5	1700
VN 25 x 168	180	2.7 to 270K	5	1900
VN 25 x 138	145	2.7 to 180K	5	1400
VN 25 x 110	120	2.7 to 120K	5	1000
VN 25 x 84	85	2.2 to 82K	5	650
VN 20 x 117	90	2.2 to 120K	5	1100
VN 16 x 94	55	2.2 to 68K	5	900
VN 13 x 70	35	2.2 to 56K	5	650
VN 10 x 52	22	1.0 to 33K	5	450

### NFC 93214 CHARACTERISTICS

GLOBAL MODEL	$P_n$ W	RESISTANCE RANGE $\Omega$	
		$\varnothing$ 63 $\mu$ (1)	$\varnothing$ 38 $\mu$
VN 30 x 250 (RB 30 x 250)	240	4.7 to 56K	4.7 to 180K
VN 25 x 168 (RB 25 x 168)	140	2.7 to 33K	2.7 to 100K
VN 20 x 117 (RB 20 x 117)	72	2.7 to 15K	2.7 to 47K
VN 13 x 70 (RB 13 x 70)	28	2.2 to 4.7K	2.2 to 15K

**Note**

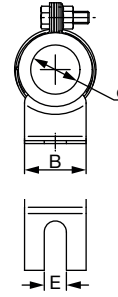
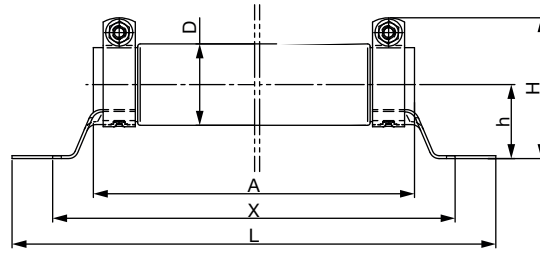
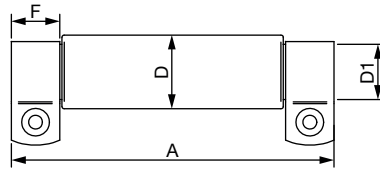
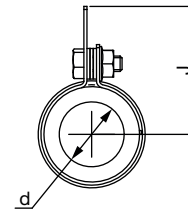
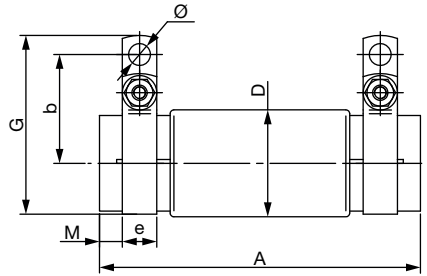
(1) Wire diameter set by standard

### TECHNICAL SPECIFICATIONS

PARAMETER	UNIT	RESISTOR CHARACTERISTICS
Temperature coefficient	ppm/ $^{\circ}$ C	75 ppm/ $^{\circ}$ C (typical)
Operating temperature range	$^{\circ}$ C	-55 to +450

### GENERAL CHARACTERISTICS

Core	Ceramic
Winding	NiCr alloy
Coating	Vitreous
Ohmic values	E12

**DIMENSIONS in millimeters AND WEIGHT in g**
**VNF**

 Terminal for  
 $\varnothing 10, \varnothing 13$ 
**VNB**

**VNN**


TYPE	42 x 362	30 x 250	30 x 153	25 x 168	25 x 138	25 x 110	25 x 84	20 x 117	16 x 94	13 x 70	10 x 52
A	362 ± 7	250 ± 2	152.5 ± 2	168 ± 2	138 ± 2	110 ± 2	84 ± 2	117 ± 2	94 ± 2	70 ± 2	52 ± 1
B +0.5/-0	30	25	25	24	24	24	24	-	-	13	6
b	43 ± 1.5	33 ± 1	33 ± 1	28.5 ± 1	28.5 ± 1	28.5 ± 1	28.5 ± 1	26 ± 0.7	22 ± 0.5	20 ± 0.5	18 ± 0.5
D max.	46	33	33	28	28	28	28	23	19	16	13
D1	-	31 ± 1	31 ± 1	26 ± 0.9	26 ± 0.9	26 ± 0.9	26 ± 0.9	21 ± 0.7	17 ± 0.6	13 ± 0.5	11 ± 0.6
d	26 ± 0.5	17 min.	17 min.	17 ± 0.35	17 ± 0.35	17 ± 0.35	17 ± 0.35	12 ± 0.5	10 ± 0.3	7 ± 0.21	6.2 +0/-2
E	9 ± 0.5	9 ± 0.5	9 ± 0.5	6.5 ± 0.2	6.5 ± 0.2	6.5 ± 0.2	6.5 ± 0.2	-	-	4.2 ± 0.2	3 ± 0.2
e ± 1	18	13	13	9	9	9	9	9	8	7	7
F	-	18 +0.5/-0	18 +0.5/-0	15 +0.5/-0	15 +0.5/-0	15 +0.5/-0	15 +0.5/-0	14 +0.5/-0	12 +0.5/-0	10.5 +0.5/-0	8 ± 0.5
g max.	88	63	63	55	55	55	55	48.5	40	37	34
H max.	72	62	62	53	53	53	53	-	-	20.5	18
h ± 2	45	30	30	27	27	27	27	-	-	7	6
J	52 ± 1.5	39 ± 1	39 ± 1	33.5 ± 1	33.5 ± 1	33.5 ± 1	33.5 ± 1	31 ± 0.7	26.5 ± 0.5	24 ± 0.5	22 ± 0.5
L max.	440	320	222.5	230	200	171	145	-	-	93	70
M	10 +3/-0	5 ± 1.5	5 ± 1.5	6 ± 1.5	6 ± 1.5	6 ± 1.5	6 ± 1.5	5 ± 1.5	4 ± 1.5	3.5 ± 1.5	2 ± 1.5
∅	6.2 ± 0.5	5.7 ± 0.5	5.7 ± 0.5	5 ± 0.8	5 ± 0.8	5 ± 0.8	5 ± 0.8	5 ± 0.8	4.2 +0.3/-0.1	4.2 +0.3/-0.1	4.2 +0.3/-0.1
X ± 2	398	285	187.5	198	168	141	115	-	-	81	62
Mass	1300	380	250	250	200	160	75	85	40	25	16

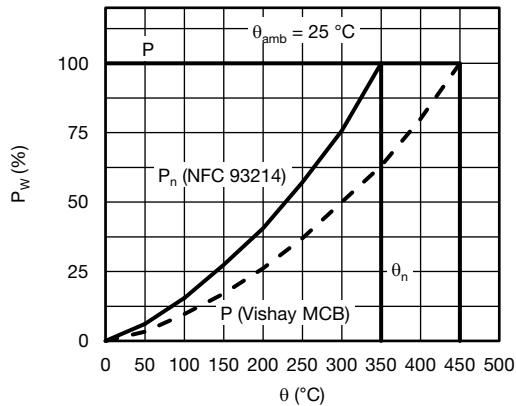
**SPECIFIC NON-INDUCTIVE "A" VN MODEL CHARACTERISTICS**

TYPE	42 x 362A	30 x 250A	30 x 153A	28 x 168A	25 x 138A	25 x 110A	25 x 84A	20 x 117A	16 x 94A	13 x 70A	10 x 52A
R <sub>min.</sub>	8.2 Ω	4.7 Ω	3.3 Ω	2.7 Ω	2.7 Ω	2.7 Ω	2.2 Ω	2.2 Ω	2.2 Ω	2.2 Ω	1.0 Ω
R <sub>max.</sub>	1.5 kΩ	820 Ω	560 Ω	680 Ω	470 Ω	330 Ω	180 Ω	390 Ω	270 Ω	220 Ω	150 Ω

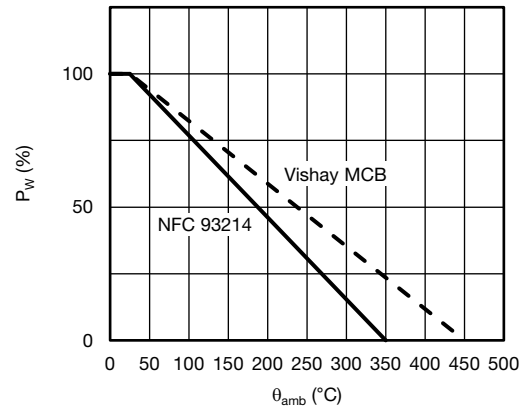
PERFORMANCES			
TESTS	CONDITIONS	NFC 93214 REQUIREMENTS	TYPICAL VALUES
Overloads	10 P <sub>n</sub> (temp. nom.), 5 s	2 % or 0.05 Ω <sup>(1)</sup>	0.5 %
Climatic	-55 °C, 5 cycles, +200 °C	3 % or 0.05 Ω <sup>(1)</sup>	Insulated mounting > 10 <sup>2</sup> MΩ
Damp heat	56 days 95 % HR		
Thermal shocks	P <sub>n</sub> -55 °C	2 % or 0.05 Ω <sup>(1)</sup>	0.2 %
Shocks	Severity 50 A	0.5 % or 0.05 Ω <sup>(1)</sup>	0.25 %
Vibrations	Severity 55/10	0.5 % or 0.05 Ω <sup>(1)</sup>	0.25 %
Strength of terminals	40 N collar 60 Ncm rings	1 % or 0.05 Ω <sup>(1)</sup>	0.1 %
Endurance	500 cycles P <sub>n</sub> 90 min / 30 min	5 %	1.5 %

**Note**

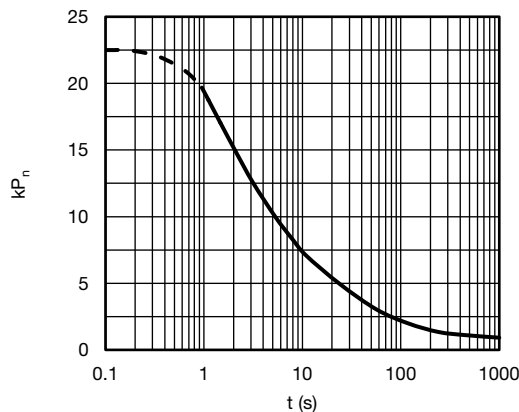
<sup>(1)</sup> The higher of either value.

**DISSIPATION**


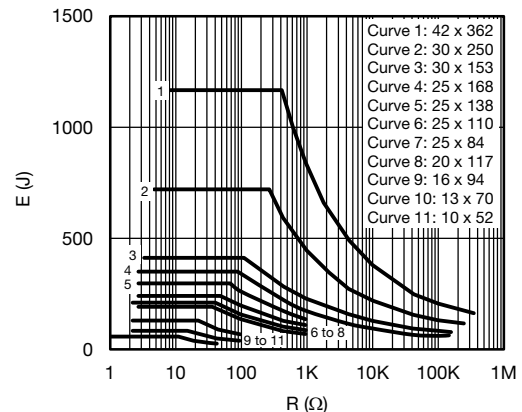
Power P<sub>W</sub> as a Function of Surface Temperature  
P(W) = f(Temperature Surface)



Derating in Power as a Function of Ambient Temperature

**OVERLOADS**


Intermittent Overloads  
Exceptional Operation  
Initial Temperature < 70 °C  
 $k \times P_n = f(t)$

**PERMISSIBLE ENERGY**


Repetitive Operation  
Energy as a Function of R<sub>n</sub>  
Pulse Duration < 100 ms  
 $E = f(R)$



**OPTIONS** (Consult us)

- Other values than E12 series
- Intermediate terminals

<b>PART NUMBER INFORMATION</b>				
<b>VNF</b>	<b>30 x 153</b>	<b>A</b>	<b>100 Ω</b>	<b>5 %</b>
MODEL	TYPE	"A" FOR NON-INDUCTIVE	VALUE (E12 SERIES)	TOLERANCE



## **Disclaimer**

ALL PRODUCT, PRODUCT SPECIFICATIONS AND DATA ARE SUBJECT TO CHANGE WITHOUT NOTICE TO IMPROVE RELIABILITY, FUNCTION OR DESIGN OR OTHERWISE.

Vishay Intertechnology, Inc., its affiliates, agents, and employees, and all persons acting on its or their behalf (collectively, "Vishay"), disclaim any and all liability for any errors, inaccuracies or incompleteness contained in any datasheet or in any other disclosure relating to any product.

Vishay makes no warranty, representation or guarantee regarding the suitability of the products for any particular purpose or the continuing production of any product. To the maximum extent permitted by applicable law, Vishay disclaims (i) any and all liability arising out of the application or use of any product, (ii) any and all liability, including without limitation special, consequential or incidental damages, and (iii) any and all implied warranties, including warranties of fitness for particular purpose, non-infringement and merchantability.

Statements regarding the suitability of products for certain types of applications are based on Vishay's knowledge of typical requirements that are often placed on Vishay products in generic applications. Such statements are not binding statements about the suitability of products for a particular application. It is the customer's responsibility to validate that a particular product with the properties described in the product specification is suitable for use in a particular application. Parameters provided in datasheets and / or specifications may vary in different applications and performance may vary over time. All operating parameters, including typical parameters, must be validated for each customer application by the customer's technical experts. Product specifications do not expand or otherwise modify Vishay's terms and conditions of purchase, including but not limited to the warranty expressed therein.

Except as expressly indicated in writing, Vishay products are not designed for use in medical, life-saving, or life-sustaining applications or for any other application in which the failure of the Vishay product could result in personal injury or death. Customers using or selling Vishay products not expressly indicated for use in such applications do so at their own risk. Please contact authorized Vishay personnel to obtain written terms and conditions regarding products designed for such applications.

No license, express or implied, by estoppel or otherwise, to any intellectual property rights is granted by this document or by any conduct of Vishay. Product names and markings noted herein may be trademarks of their respective owners.



## Стандарт Электрон Связь

Мы молодая и активно развивающаяся компания в области поставок электронных компонентов. Мы поставляем электронные компоненты отечественного и импортного производства напрямую от производителей и с крупнейших складов мира.

Благодаря сотрудничеству с мировыми поставщиками мы осуществляем комплексные и плановые поставки широчайшего спектра электронных компонентов.

Собственная эффективная логистика и склад в обеспечивает надежную поставку продукции в точно указанные сроки по всей России.

Мы осуществляем техническую поддержку нашим клиентам и предпродажную проверку качества продукции. На все поставляемые продукты мы предоставляем гарантию .

Осуществляем поставки продукции под контролем ВП МО РФ на предприятия военно-промышленного комплекса России , а также работаем в рамках 275 ФЗ с открытием отдельных счетов в уполномоченном банке. Система менеджмента качества компании соответствует требованиям ГОСТ ISO 9001.

Минимальные сроки поставки, гибкие цены, неограниченный ассортимент и индивидуальный подход к клиентам являются основой для выстраивания долгосрочного и эффективного сотрудничества с предприятиями радиоэлектронной промышленности, предприятиями ВПК и научно-исследовательскими институтами России.

С нами вы становитесь еще успешнее!

### Наши контакты:

**Телефон:** +7 812 627 14 35

**Электронная почта:** [sales@st-electron.ru](mailto:sales@st-electron.ru)

**Адрес:** 198099, Санкт-Петербург,  
Промышленная ул, дом № 19, литера Н,  
помещение 100-Н Офис 331