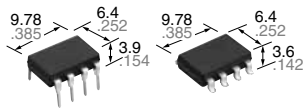




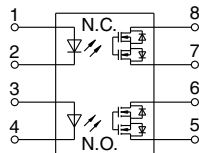
Both N.O. and N.C. contacts incorporated in a DIP8-pin package

**PhotoMOS®
GU 1 Form A & 1 Form B
(AQW614)**



(Height includes standoff)

mm inch



RoHS compliant

FEATURES

1. Approx. 1/2 the space compared with the mounting of a set of 1 Form A and 1 Form B PhotoMOS
2. Applicable for 1 Form A and 1 Form B use as well as two independent 1 Form A and 1 Form B use
3. Controls load currents up to 0.13 A with 5 mA input current
4. Extremely low closed-circuit offset voltages to enable control of small analog signals without distortion
5. Stable on-resistance

TYPICAL APPLICATIONS

- High-speed inspection machines
- Telephone equipment
- Computers
- Sensing equipment

TYPES

	Output rating*		Package	Part No.				Packing quantity	
	Load voltage	Load current		Through hole terminal	Surface-mount terminal			Tube	Tape and reel
				Tube packing style	Tape and reel packing style				
				Picked from the 1/2/3-pin side	Picked from the 4/5/6-pin side				
AC/DC dual use	400 V	100 mA	DIP8-pin	AQW614	AQW614A	AQW614AX	AQW614AZ	1 tube contains: 50 pcs. 1 batch contains: 500 pcs.	1,000 pcs.

*Indicate the peak AC and DC values.

Note: The surface mount terminal shape indicator "A" and the packing style indicator "X" or "Z" are not marked on the device.

RATING

1. Absolute maximum ratings (Ambient temperature: 25°C 77°F)

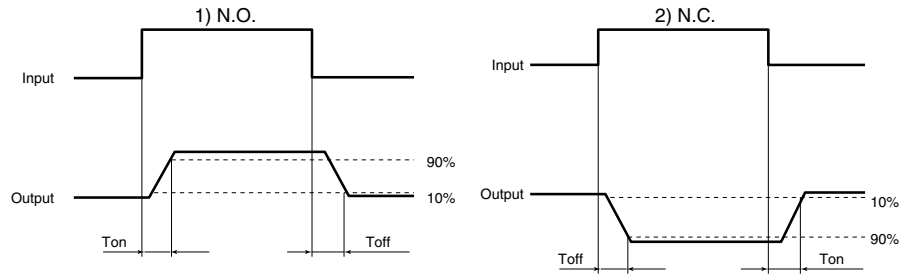
Item	Symbol	AQW614(A)	Remarks	
Input	LED forward current	I _F	50 mA	
	LED reverse voltage	V _R	5 V	
	Peak forward current	I _{FP}	1 A	f = 100 Hz, Duty factor = 0.1%
	Power dissipation	P _{in}	75 mW	
Output	Load voltage (peak AC)	V _L	400 V	
	Continuous load current	I _L	0.1 A (0.13 A)	Peak AC, DC (): in case of using only 1a or 1b, 1 channel
	Peak load current	I _{peak}	0.3 A	100 ms (1 shot), V _L = DC
	Power dissipation	P _{out}	800 mW	
Total power dissipation	P _T	850 mW		
I/O isolation voltage	V _{iso}	1,500 Vrms	Between input and output/between contact sets	
Ambient temperature	Operating	T _{opr}	-40 to +85°C -40 to +185°F	
	Storage	T _{stg}	-40 to +100°C -40 to +212°F	

GU 1 Form A & 1 Form B (AQW614)

2. Electrical characteristics (Ambient temperature: 25°C 77°F)

Item		Symbol	AQW614(A)	Condition
Input	LED operate current	Typical	I_{Fon} (N.O.)	0.9 mA
		Maximum	I_{Foff} (N.C.)	3 mA
	LED reverse current	Minimum	I_{Foff} (N.O.)	0.4 mA
		Typical	I_{Fon} (N.C.)	0.8 mA
LED dropout voltage	Typical	V_F	1.25 V (1.14 V at $I_F = 5$ mA)	
	Maximum		1.5 V	$I_F = 50$ mA
Output	On resistance	Typical	R_{on}	27 Ω
		Maximum	50 Ω	$I_F = 5$ mA (N.O.) $I_F = 0$ mA (N.C.) $I_L = 100$ mA within 1 s
	Off state leakage current	Maximum	I_{Leak}	1 μ A
Transfer characteristics	Operate time*	Typical	T_{on} (N.O.)	0.28 ms (N.O.) 0.43 ms (N.C.)
		Maximum	T_{off} (N.C.)	1 ms
	Reverse time*	Typical	T_{off} (N.O.)	0.04 ms (N.O.) 0.3 ms (N.C.)
		Maximum	T_{on} (N.C.)	1 ms
	I/O capacitance	Typical	C_{iso}	0.8 pF
Maximum	1.5 pF	$V_B = 0$ V		
Initial I/O isolation resistance	Minimum	R_{iso}	1,000 M Ω	500 V DC

*Operate/Reverse time



3. Recommended operating conditions (Ambient temperature: 25°C 77°F)

Please use under recommended operating conditions to obtain expected characteristics.

Item	Symbol	Number of used channels	Min.	Max.	Unit
LED current	I_F		5	30	mA
Load voltage (Peak AC)	V_L		—	320	V
AQW614(A)	Continuous load current	1ch	—	0.13	A
		2ch	—	0.1	A

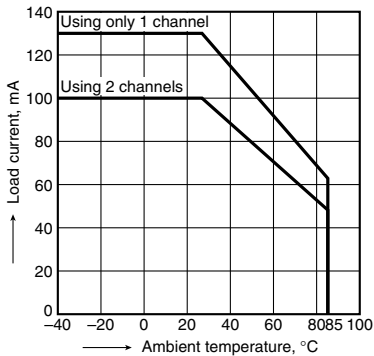
■ These products are not designed for automotive use.

If you are considering to use these products for automotive applications, please contact your local Panasonic Corporation technical representative.

REFERENCE DATA

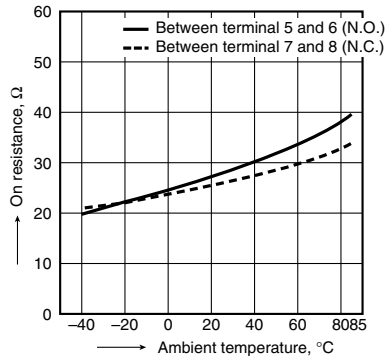
1. Load current vs. ambient temperature characteristics

Allowable ambient temperature: -40 to +85°C
-40 to +185°F



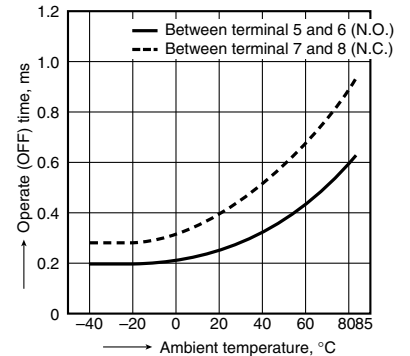
2. On resistance vs. ambient temperature characteristics

Measured portion: between terminals 5 and 6, 7 and 8;
LED current: 5 mA; Load voltage: 400 V (DC);
Continuous load current: 100 mA (DC)



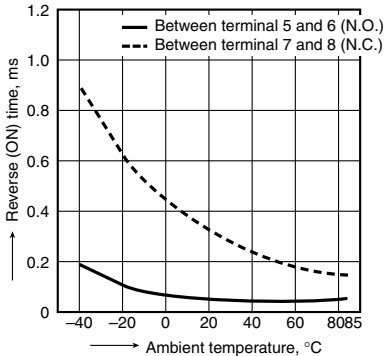
3. Operate time vs. ambient temperature characteristics

LED current: 5 mA;
Load voltage: 400 V (DC);
Continuous load current: 100 mA (DC)



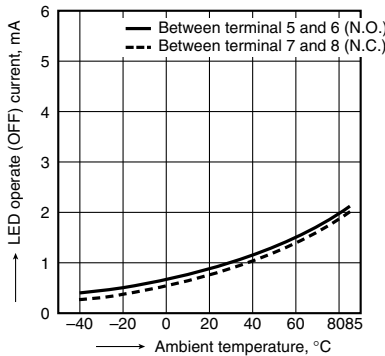
4. Reverse time vs. ambient temperature characteristics

LED current: 5 mA; Load voltage: 400 V (DC);
Continuous load current: 100 mA (DC)



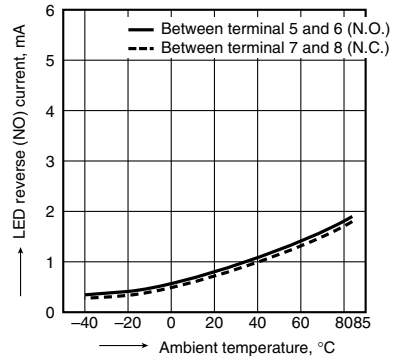
5. LED operate current vs. ambient temperature characteristics

Load voltage: 400 V (DC);
Continuous load current: 100 mA (DC)



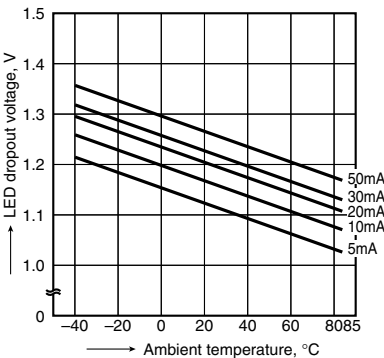
6. LED reverse current vs. ambient temperature characteristics

Load voltage: 400 V (DC);
Continuous load current: 100 mA (DC)



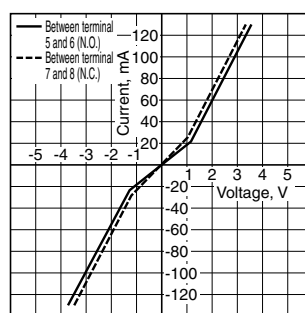
7. LED dropout voltage vs. ambient temperature characteristics

LED current: 5 to 50 mA



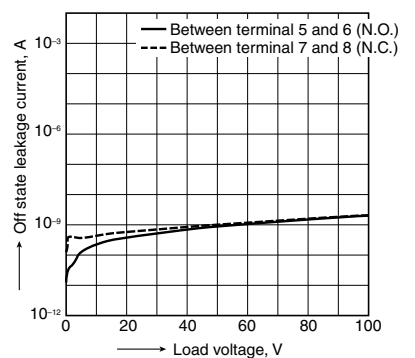
8. Current vs. voltage characteristics of output at MOS portion

Measured portion: between terminals 5 and 6, 7 and 8;
Ambient temperature: 25°C 77°F



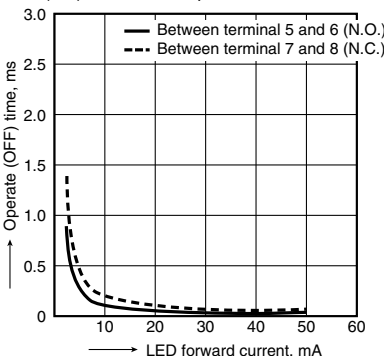
9. Off state leakage current vs. load voltage characteristics

Measured portion: between terminals 5 and 6, 7 and 8;
Ambient temperature: 25°C 77°F



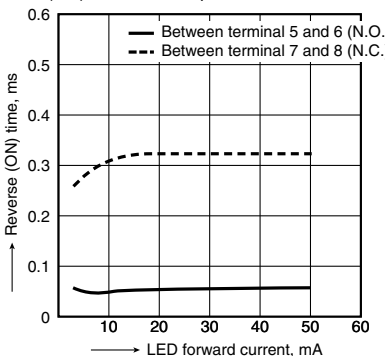
10. Operate time vs. LED forward current characteristics

Measured portion: between terminals 5 and 6, 7 and 8;
Load voltage: 400 V (DC); Continuous load current:
100 mA (DC); Ambient temperature: 25°C 77°F



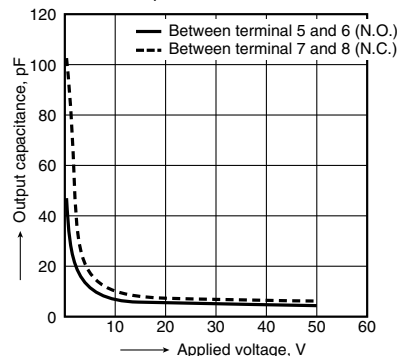
11. Reverse time vs. LED forward current characteristics

Measured portion: between terminals 5 and 6, 7 and 8;
Load voltage: 400 V (DC); Continuous load current:
100 mA (DC); Ambient temperature: 25°C 77°F



12. Output capacitance vs. applied voltage characteristics

Measured portion: between terminals 5 and 6, 7 and 8;
LED current: 0 mA (N.O.), 5 mA (N.C.); Frequency:
1 MHz; Ambient temperature: 25°C 77°F



"PhotoMOS®", "PhotoMOS" and "PHOTOMOS" are registered trademarks of Panasonic Corporation.

*Recognized in Japan, the United States, all member states of European Union and other countries.

Please contact

Panasonic Corporation

Electromechanical Control Business Division

■ 1006, Oaza Kadoma, Kadoma-shi, Osaka 571-8506, Japan
industrial.panasonic.com/ac/e/

Panasonic®

©Panasonic Corporation 2017

Mouser Electronics

Authorized Distributor

Click to View Pricing, Inventory, Delivery & Lifecycle Information:

[Panasonic:](#)

[AQW614AX](#) [AQW614AZ](#) [AQW614S](#)



Стандарт Электрон Связь

Мы молодая и активно развивающаяся компания в области поставок электронных компонентов. Мы поставляем электронные компоненты отечественного и импортного производства напрямую от производителей и с крупнейших складов мира.

Благодаря сотрудничеству с мировыми поставщиками мы осуществляем комплексные и плановые поставки широчайшего спектра электронных компонентов.

Собственная эффективная логистика и склад в обеспечивает надежную поставку продукции в точно указанные сроки по всей России.

Мы осуществляем техническую поддержку нашим клиентам и предпродажную проверку качества продукции. На все поставляемые продукты мы предоставляем гарантию .

Осуществляем поставки продукции под контролем ВП МО РФ на предприятия военно-промышленного комплекса России , а также работаем в рамках 275 ФЗ с открытием отдельных счетов в уполномоченном банке. Система менеджмента качества компании соответствует требованиям ГОСТ ISO 9001.

Минимальные сроки поставки, гибкие цены, неограниченный ассортимент и индивидуальный подход к клиентам являются основой для выстраивания долгосрочного и эффективного сотрудничества с предприятиями радиоэлектронной промышленности, предприятиями ВПК и научно-исследовательскими институтами России.

С нами вы становитесь еще успешнее!

Наши контакты:

Телефон: +7 812 627 14 35

Электронная почта: sales@st-electron.ru

Адрес: 198099, Санкт-Петербург,
Промышленная ул, дом № 19, литера Н,
помещение 100-Н Офис 331