

PRODUCT NUMBER

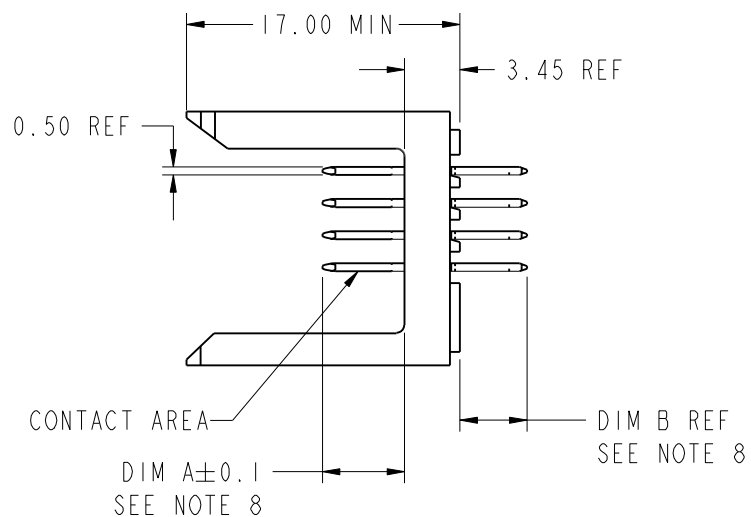
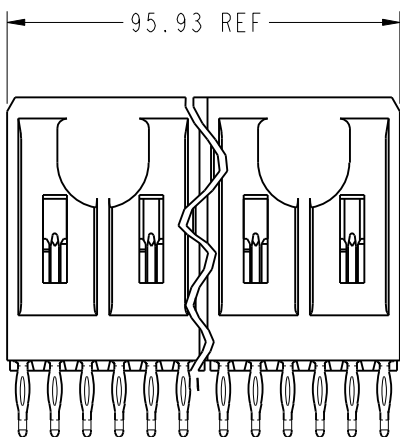
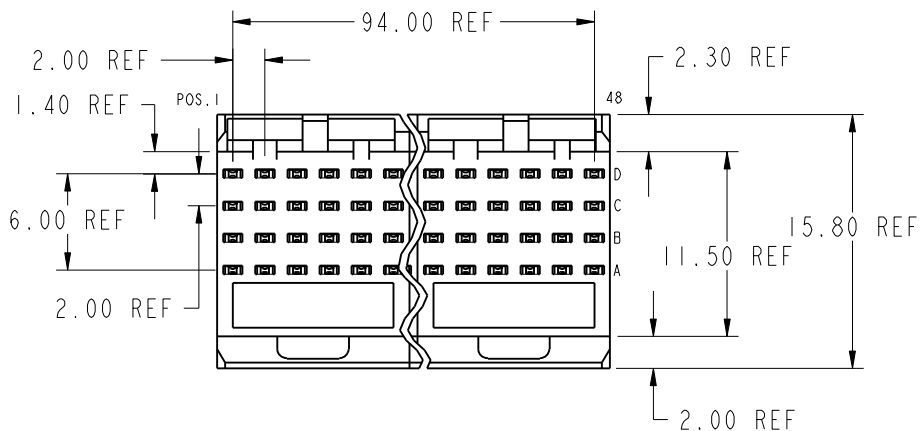
SEE TABLE

A

B

C

D



A

B

C

D

spec ref	*	dr	Terran Huang	2010/07/08	projection 	mm 	size	A4	scale	2:1		
tolerance std	ASME Y14.5	eng	Michael Song	2014/12/02			ecn no	ELX-DG-19567-1				
TOLERANCES UNLESS OTHERWISE SPECIFIED		chr	Tian-Zhao Lin	2014/12/03			product family	METRAL	rel level	Released		
surface	✓	appr	Collins Lu	2014/12/03	title		METRAL SIGNAL HEADER		dwg no	88924	rev	AV
ASME Y14.5	linear	0.X	±0.3	www.fci.com	8 MOD, 4 ROW PRESS-FIT		cat. no.		Product - Customer Drw		sheet 1 of 14	
		0.XX	±0.13									
		0.XXX	±.051									
	angular	0°	±2°									

ProvE File - REV C - 2009-06-09

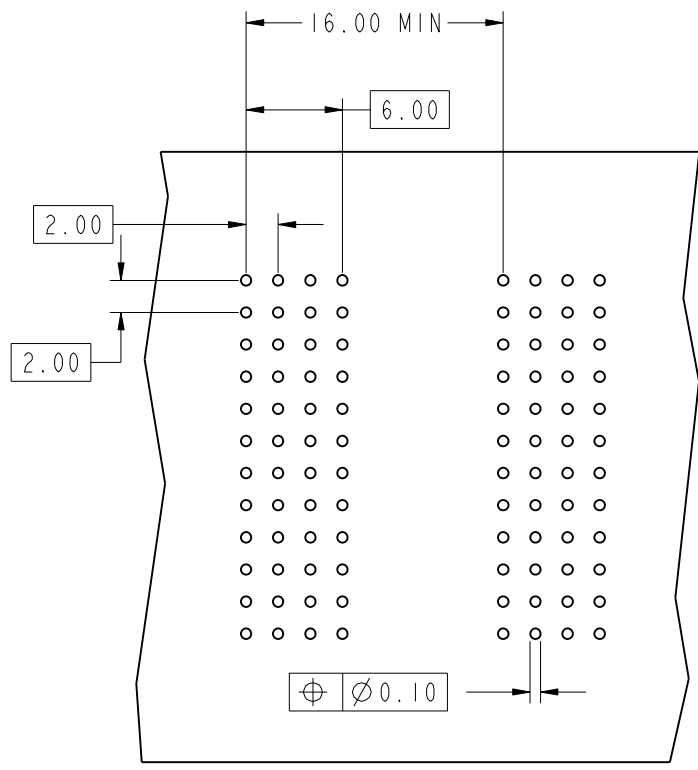
Copyright FCI.



ProvE File - REV C - 2009-06-09



Copyright FCI.



KEY		
CODE	DIMENSIONS	
	DIM "A" MATE	DIM "B" TAIL
1	5.00	4.30
2	5.75	4.30
3	6.50	4.30
4	7.25	4.30
5	5.00	13.60
6	5.75	13.60
7	6.50	13.60
13	8.25	4.30
14	8.25	13.60
19	8.00	4.30
20	8.00	13.60
22	5.00	12.10
23	8.00	17.70
25	5.75	15.60
40	5.00	15.60

REQUIRED PC BOARD LAYOUT  
 COMPONENT SIDE  
 SEE PRINT 58351 FOR  
 ADDITIONAL PCB INFORMATION

spec ref	*	dr	Terran Huang	2010/07/08	projection	mm	size	A4	scale	2:1
tolerance std	TOLERANCES UNLESS OTHERWISE SPECIFIED	eng	Michael Song	2014/12/02			ecn no	ELX-DG-19567-1		
ASME Y14.5		chr	Tian-Zhao Lin	2014/12/03				product family	METRAL	rel level
surface		linear	0.X	±0.3		title	88924			rev
ASME Y14.5	angular	0°	±2°	www.fci.com				cat. no.	Product - Customer Drw	

Print File - REV C - 2009-06-09

PRODUCT NUMBER	DESCRIPTION	PLATING IN PRESS FIT TAIL AREA	PERFORMANCE LEVEL OF PLATING IN CONTACT AREA
88924-NIYY	STANDARD	TIN LEAD	TELCORDIA CO (NXT)
88924-N5YY	STANDARD	TIN LEAD	TELCORDIA UE (NXT)
88924-IYY	STANDARD	TIN LEAD	TELCORDIA CO
88924-2YY	STANDARD	TIN LEAD	TELECOM CLASS
88924-3YY	STANDARD	TIN LEAD	IEC CLASS I
88924-5YY	STANDARD	TIN LEAD	TELCORDIA UE
88924-NIYYLF	LEAD FREE	TIN	TELCORDIA CO (NXT), IEC CLASS I, SEE NOTES 9 AND 10
88924-N5YYLF	LEAD FREE	TIN	TELCORDIA UE (NXT) SEE NOTES 9 AND 10
88924-IYYLF	LEAD FREE	TIN	TELCORDIA CO , IEC CLASS I, SEE NOTES 9 AND 10
88924-2YYLF	LEAD FREE	TIN	TELECOM CLASS, SEE NOTES 9 AND 10
88924-5YYLF	LEAD FREE	TIN	TELCORDIA UE , SEE NOTES 9 AND 10

NOTES:

- FOR DIM A, AND B SEE SHEET 2 AND UP.
- BODY MATERIAL: LIQUID CRYSTAL POLYMER 30 % GLASS. FLAME RETARDANT ACC. UL 94-V0.
- PIN MATERIAL: PHOSPHOR BRONZE.
- PLATING ON PRESS-FIT AREA: SEE PRODUCT NUMBER TABLE. PLATING ON CONTACT AREA CONFORMS TO PERFORMANCE LEVEL SHOWN IN TABLE ON SHEET 3.
- PRODUCT MARKING: PART NUMBER DESIGNATION & BATCH I.D.
- ALL PRODUCTS WITH PART NUMBERS SHOWN IN SUBSEQUENT TABLES WILL BE PACKAGED IN TUBES. IF TRAY PACKAGING IS REQUIRED, A SUFFIX "P" WILL BE ADDED TO THE END OF THE PART NUMBER. EXAMPLE: XXXX-XXXP OR XXXX-XXXPLF
- PRODUCT SPECIFICATION: GS-12-180 APPLICATION SPECIFICATION: BUS-20-073

- AFTER INSERTION INTO BOARD WITH QUALIFIED TOOLING.
- THE PRODUCTS WHERE THE PART NUMBER ENDS IN LF MEET THE EUROPEAN UNION DIRECTIVE AND OTHER COUNTRY REGULATIONS AS DESCRIBED IN GS-12-008.
- ALL THE PRODUCTS EXCEPT THOSE WITH PART NUMBERS CONTAINING 88924-NI---OR 88924-N5---WILL WITHSTAND EXPOSURE TO 260 DEGREES C FOR 60 SECONDS IN A CONVECTION, INFRA-RED OR VAPOR PHASE REFLOW OVEN. PART NUMBERS 88924-NI---AND 88924-N5--- WILL NOT WITHSTAND REFLOW AND THE Au CONTACT SURFACE OF THE CONTACTS SHALL BE EXPOSED TO A MAXIMUM 140 DEGREES C FOR NO LONGER THAN 15 SECONDS IN A WAVE SOLDER APPLICATION.

spec ref	*	dr	Terran Huang	2010/07/08	projection	mm	size	A4	scale	1:1
tolerance std	TOLERANCES UNLESS OTHERWISE SPECIFIED	eng	Michael Song	2014/12/02			ecn no		ELX-DG-19567-1	
ASME Y14.5		chr	Tian-Zhao Lin	2014/12/03			rel level		Released	
surface		linear	appr	Collins Lu	2014/12/03	product family	METRAL		rev	AV
ASME Y14.5	angular			title		METRAL SIGNAL HEADER		88924		
		www.fci.com		cat. no.		Product - Customer Drw		sheet 3 of 14		



Copyright FCI.



2

3

4

A

A

METRAL P/N	ROW	CONTACT CODE MOD. 1					MOD. 2					MOD. 3					MOD. 4					MOD. 5					MOD. 6					MOD. 7					MOD. 8												
		1	2	3	4	5	6	7	8	9	10	11	12	13	14	15	16	17	18	19	20	21	22	23	24	25	26	27	28	29	30	31	32	33	34	35	36	37	38	39	40	41	42	43	44	45	46	47	48
88924-X06 AND 88924-X06LF	D	3	2	2	2	3	3	3	2	2	2	3	3	2	2	3	3	1	1	1	3	3	1	1	1	3	1	1	1	1	1	1	1	1	1	1	1	1	1	1	1	1	1	1	1	1	3		
	C	3	2	2	2	3	3	3	2	2	2	3	3	2	2	3	3	1	1	1	3	1	1	3	1	1	3	1	1	1	1	1	1	1	1	1	1	1	1	1	1	1	1	1	1	1	1	3	
	B	3	2	2	2	3	3	3	2	2	2	3	3	2	2	3	3	1	1	1	3	1	1	3	1	1	3	1	1	1	1	1	1	1	1	1	1	1	1	1	1	1	1	1	1	1	1	1	3
	A	3	2	2	2	3	3	3	2	2	2	3	3	2	2	3	3	1	1	1	3	1	1	3	1	1	3	1	1	1	1	1	1	1	1	1	1	1	1	1	1	1	1	1	1	1	1	1	3

METRAL P/N	ROW	CONTACT CODE MOD. 1					MOD. 2					MOD. 3					MOD. 4					MOD. 5					MOD. 6					MOD. 7					MOD. 8											
		1	2	3	4	5	6	7	8	9	10	11	12	13	14	15	16	17	18	19	20	21	22	23	24	25	26	27	28	29	30	31	32	33	34	35	36	37	38	39	40	41	42	43	44	45	46	47
88924-X07 AND 88924-X07LF	D	3	4	3	3	3	3	3	3	3	3	3	3	3	3	3	3	3	3	3	3	3	3	3	3	3	3	3	3	3	3	4	3	3	3	3	3	3	3	3	3	3	19	3	3	3	3	3
	C	3	4	3	3	3	3	3	3	3	3	3	3	3	3	3	3	3	3	3	3	3	3	3	3	3	3	3	3	3	3	4	3	3	3	3	3	3	3	3	3	19	3	3	3	3	3	
	B	3	4	3	3	3	3	3	3	3	3	3	3	3	3	3	3	3	3	3	3	3	3	3	3	3	3	3	3	3	3	4	3	3	3	3	3	3	3	3	19	3	3	3	3	3		
	A	3	4	3	3	3	3	3	3	3	3	3	3	3	3	3	3	3	3	3	3	3	3	3	3	3	3	3	3	3	3	4	3	3	3	3	3	3	3	19	3	3	3	3	3			

B

B

METRAL P/N	ROW	CONTACT CODE MOD. 1					MOD. 2					MOD. 3					MOD. 4					MOD. 5					MOD. 6					MOD. 7					MOD. 8														
		1	2	3	4	5	6	7	8	9	10	11	12	13	14	15	16	17	18	19	20	21	22	23	24	25	26	27	28	29	30	31	32	33	34	35	36	37	38	39	40	41	42	43	44	45	46	47	48		
88924-X08 AND 88924-X08LF	D	3	3	3	3	3	3	3	3	3	3	3	3	3	3	3	3	3	3	3	3	3	3	3	3	3	3	3	3	3	3	3	3	3	3	3	3	3	3	3	3	3	3	3	13	13	13	13	-	13	
	C	3	3	3	3	3	3	3	3	3	3	3	3	3	3	3	3	3	3	3	3	3	3	3	3	3	3	3	3	3	3	3	3	3	3	3	3	3	3	3	3	3	3	3	3	13	13	13	13	-	13
	B	3	3	3	3	3	3	3	3	3	3	3	3	3	3	3	3	3	3	3	3	3	3	3	3	3	3	3	3	3	3	3	3	3	3	3	3	3	3	3	3	3	3	3	3	13	13	13	13	-	13
	A	3	3	3	3	3	3	3	3	3	3	3	3	3	3	3	3	3	3	3	3	3	3	3	3	3	3	3	3	3	3	3	3	3	3	3	3	3	3	3	3	3	3	3	3	13	13	13	13	-	13

C

C

METRAL P/N	ROW	CONTACT CODE MOD. 1					MOD. 2					MOD. 3					MOD. 4					MOD. 5					MOD. 6					MOD. 7					MOD. 8															
		1	2	3	4	5	6	7	8	9	10	11	12	13	14	15	16	17	18	19	20	21	22	23	24	25	26	27	28	29	30	31	32	33	34	35	36	37	38	39	40	41	42	43	44	45	46	47	48			
88924-X09 AND 88924-X09LF	D	3																																																	3	
	C	3																																																		3
	B	3																																																		3
	A	3																																																		3

METRAL P/N	ROW	CONTACT CODE MOD. 1					MOD. 2					MOD. 3					MOD. 4					MOD. 5					MOD. 6					MOD. 7					MOD. 8																		
		1	2	3	4	5	6	7	8	9	10	11	12	13	14	15	16	17	18	19	20	21	22	23	24	25	26	27	28	29	30	31	32	33	34	35	36	37	38	39	40	41	42	43	44	45	46	47	48						
88924-X10 AND 88924-X10LF	D																																																			19	19	19	
	C																																																				19	19	19
	B																																																				19	19	19
	A																																																				19	19	19

D

D

spec ref *		dr <b>Terran Huang</b>	2010/07/08	projection 	mm 	size A4	scale 1:1
tolerance std ASME Y14.5		eng <b>Michael Song</b>	2014/12/02			ecn no ELX-DG-19567-1	
		chr <b>Tian-Zhao Lin</b>	2014/12/03				
surface  ASME Y14.5		appr <b>Collins Lu</b>	2014/12/03	product family METRAL	rel level <b>Released</b>		
		linear	0.X ±0.3 0.XX ±0.13 0.XXX ±.051	www.fci.com	title <b>METRAL SIGNAL HEADER</b> 8 MOD, 4 ROW PRESS-FIT	cat. no. *	dwg no <b>88924</b>
angular	0° ±2°	Product - Customer Drw					

2

3

4



Copyright FCI.





A

B

C

D

METRAL P/N	ROW	CONTACT CODE MOD. 1					MOD. 2					MOD. 3					MOD. 4					MOD. 5					MOD. 6					MOD. 7					MOD. 8														
		1	2	3	4	5	6	7	8	9	10	11	12	13	14	15	16	17	18	19	20	21	22	23	24	25	26	27	28	29	30	31	32	33	34	35	36	37	38	39	40	41	42	43	44	45	46	47	48		
88924-X21 AND 88924-X21LF	D	25	25	25	25	25	25	25	25	25	25	25	25	25	25	25	25	25	25	25	25	25	25	25	25	25	25	25	25	25	25	25	25	25	25	25	25	25	25	25	25	25	25	25	25	25	25	25			
	C	25	25	25	25	25	25	25	25	25	25	25	25	25	25	25	25	25	25	25	25	25	25	25	25	25	25	25	25	25	25	25	25	25	25	25	25	25	25	25	25	25	25	25	25	25	25	25	25	25	
	B	25	25	25	25	25	25	25	25	25	25	25	25	25	25	25	25	25	25	25	25	25	25	25	25	25	25	25	25	25	25	25	25	25	25	25	25	25	25	25	25	25	25	25	25	25	25	25	25	25	25
	A	25	25	25	25	25	25	25	25	25	25	25	25	25	25	25	25	25	25	25	25	25	25	25	25	25	25	25	25	25	25	25	25	25	25	25	25	25	25	25	25	25	25	25	25	25	25	25	25	25	25

METRAL P/N	ROW	CONTACT CODE MOD. 1					MOD. 2					MOD. 3					MOD. 4					MOD. 5					MOD. 6					MOD. 7					MOD. 8														
		1	2	3	4	5	6	7	8	9	10	11	12	13	14	15	16	17	18	19	20	21	22	23	24	25	26	27	28	29	30	31	32	33	34	35	36	37	38	39	40	41	42	43	44	45	46	47	48		
88924-X22 AND 88924-X22LF	D	-	-	-	-	-	-	-	-	-	-	-	-	-	-	-	-	-	-	-	-	-	-	-	-	-	-	-	-	-	-	-	-	-	-	-	-	-	-	-	-	-	-	-	-	-	-	-	-	-	
	C	-	-	-	-	-	-	-	-	-	-	-	-	-	-	-	-	-	-	-	-	-	-	-	-	-	-	-	-	-	-	-	-	-	-	-	-	-	-	-	-	-	-	-	-	-	-	-	-	-	
	B	-	-	-	-	-	-	-	-	-	-	-	-	-	-	-	-	-	-	-	-	-	-	-	-	-	-	-	-	-	-	-	-	-	-	-	-	-	-	-	-	-	-	-	-	-	-	-	-	-	-
	A	-	-	-	-	-	-	-	-	-	-	-	-	-	-	-	-	-	-	-	-	-	-	-	-	-	-	-	-	-	-	-	-	-	-	-	-	-	-	-	-	-	-	-	-	-	-	-	-	-	-

METRAL P/N	ROW	CONTACT CODE MOD. 1					MOD. 2					MOD. 3					MOD. 4					MOD. 5					MOD. 6					MOD. 7					MOD. 8															
		1	2	3	4	5	6	7	8	9	10	11	12	13	14	15	16	17	18	19	20	21	22	23	24	25	26	27	28	29	30	31	32	33	34	35	36	37	38	39	40	41	42	43	44	45	46	47	48			
88924-X23 AND 88924-X23LF	D	2	2	2	2	2	19	19	19	19	19	19	19	2	2	2	19	19	19	19	19	19	19	19	2	2	2	2	2	2	2	2	2	2	2	2	2	19	19	19	19	19	19	19	2	2	2	2	2	2		
	C	2	2	2	2	2	2	2	2	2	2	2	2	2	2	2	2	2	2	2	2	2	2	2	2	2	2	2	2	2	2	2	2	2	2	2	2	2	2	2	2	2	2	2	2	2	2	2	2	2	2	2
	B	2	2	2	2	2	19	19	19	19	19	19	19	2	2	2	19	19	19	19	19	19	19	19	2	2	2	2	2	2	2	2	2	2	2	2	19	19	19	19	19	19	19	2	2	2	2	2	2	2		
	A	2	2	2	2	2	2	2	2	2	2	2	2	2	2	2	2	2	2	2	2	2	2	2	2	2	2	2	2	2	2	2	2	2	2	2	2	2	2	2	2	2	2	2	2	2	2	2	2	2	2	2

METRAL P/N	ROW	CONTACT CODE MOD. 1					MOD. 2					MOD. 3					MOD. 4					MOD. 5					MOD. 6					MOD. 7					MOD. 8														
		1	2	3	4	5	6	7	8	9	10	11	12	13	14	15	16	17	18	19	20	21	22	23	24	25	26	27	28	29	30	31	32	33	34	35	36	37	38	39	40	41	42	43	44	45	46	47	48		
88924-X24 AND 88924-X24LF	D	-	-	-	-	-	-	-	-	-	-	-	-	-	-	-	-	-	-	-	-	-	-	-	-	-	-	-	-	-	-	-	-	-	-	-	-	-	-	-	-	-	-	-	-	-	-	-	-	-	
	C	-	-	-	-	-	-	-	-	-	-	-	-	-	-	-	-	-	-	-	-	-	-	-	-	-	-	-	-	-	-	-	-	-	-	-	-	-	-	-	-	-	-	-	-	-	-	-	-	-	-
	B	-	-	-	-	-	-	-	-	-	-	-	-	-	-	-	-	-	-	-	-	-	-	-	-	-	-	-	-	-	-	-	-	-	-	-	-	-	-	-	-	-	-	-	-	-	-	-	-	-	-
	A	-	-	-	-	-	-	-	-	-	-	-	-	-	-	-	-	-	-	-	-	-	-	-	-	-	-	-	-	-	-	-	-	-	-	-	-	-	-	-	-	-	-	-	-	-	-	-	-	-	-

METRAL P/N	ROW	CONTACT CODE MOD. 1					MOD. 2					MOD. 3					MOD. 4					MOD. 5					MOD. 6					MOD. 7					MOD. 8																	
		1	2	3	4	5	6	7	8	9	10	11	12	13	14	15	16	17	18	19	20	21	22	23	24	25	26	27	28	29	30	31	32	33	34	35	36	37	38	39	40	41	42	43	44	45	46	47	48					
88924-X25 AND 88924-X25LF	D	1	2	2	2	2	2	2	2	2	2	2	2	2	2	2	2	2	2	2	2	2	2	2	2	2	2	2	2	2	2	2	2	2	2	2	2	2	2	2	2	2	2	2	2	2	2	2	2	2	2			
	C	2	2	2	2	2	2	2	2	2	2	2	2	2	2	2	2	2	2	2	2	2	2	2	2	2	2	2	2	2	2	2	2	2	2	2	2	2	2	2	2	2	2	2	2	2	2	2	2	2	2	2	2	
	B	2	2	2	2	2	2	2	2	2	2	2	2	2	2	2	2	2	2	2	2	2	2	2	2	2	2	2	2	2	2	2	2	2	2	2	2	2	2	2	2	2	2	2	2	2	2	2	2	2	2	2	2	2
	A	3	3	3	2	2	2	2	2	2	2	2	2	2	2	2	2	2	2	2	2	2	2	2	2	2	2	2	2	2	2	2	2	2	2	2	2	2	2	2	2	2	2	2	2	2	2	2	2	2	2	2	2	



Copyright FCI.

OBSOLETE

spec ref *		dr <b>Terran Huang</b>		2010/07/08		projection		size A4		scale 1:1	
tolerance std ASME Y14.5		eng <b>Michael Song</b>		2014/12/02				mm		ecn no ELX-DG-19567-1	
TOLERANCES UNLESS OTHERWISE SPECIFIED		chr <b>Tian-Zhao Lin</b>		2014/12/03		product family METRAL		rel level <b>Released</b>		rev <b>AV</b>	
		appr <b>Collins Lu</b>		2014/12/03				rel level <b>Released</b>		rev <b>AV</b>	
surface <input checked="" type="checkbox"/>	linear	0.X ±0.3				title <b>METRAL SIGNAL HEADER</b>		dwg no <b>88924</b>		rev <b>AV</b>	
		0.XX ±0.13									
		0.XXX ±.051									
ASME Y14.5 angular 0° ±2°		www.fci.com		cat. no.		* <b>Product - Customer Drw</b>		sheet 8 of 14			

ProjE File - REV C - 2009-06-09





Table 1: METRAL P/N 88924-X31 AND 88924-X31LF. Columns: METRAL P/N, CONTACT CODE MOD. 1 (1-6), MOD. 2 (7-12), MOD. 3 (13-18), MOD. 4 (19-24), MOD. 5 (25-30), MOD. 6 (31-36), MOD. 7 (37-42), MOD. 8 (43-48). Rows: D, C, B, A.

Table 2: METRAL P/N 88924-X32 AND 88924-X32LF. Columns: METRAL P/N, CONTACT CODE MOD. 1 (1-6), MOD. 2 (7-12), MOD. 3 (13-18), MOD. 4 (19-24), MOD. 5 (25-30), MOD. 6 (31-36), MOD. 7 (37-42), MOD. 8 (43-48). Rows: D, C, B, A.

Table 3: METRAL P/N 88924-X33 AND 88924-X33LF. Columns: METRAL P/N, CONTACT CODE MOD. 1 (1-6), MOD. 2 (7-12), MOD. 3 (13-18), MOD. 4 (19-24), MOD. 5 (25-30), MOD. 6 (31-36), MOD. 7 (37-42), MOD. 8 (43-48). Rows: D, C, B, A.

Table 4: METRAL P/N 88924-X34 AND 88924-X34LF. Columns: METRAL P/N, CONTACT CODE MOD. 1 (1-6), MOD. 2 (7-12), MOD. 3 (13-18), MOD. 4 (19-24), MOD. 5 (25-30), MOD. 6 (31-36), MOD. 7 (37-42), MOD. 8 (43-48). Rows: D, C, B, A.

Table 5: METRAL P/N 88924-X35 AND 88924-X35LF. Columns: METRAL P/N, CONTACT CODE MOD. 1 (1-6), MOD. 2 (7-12), MOD. 3 (13-18), MOD. 4 (19-24), MOD. 5 (25-30), MOD. 6 (31-36), MOD. 7 (37-42), MOD. 8 (43-48). Rows: D, C, B, A.



Copyright FCI.

Technical specification table with sections for: spec ref, tolerance std (ASME Y14.5), surface (ASME Y14.5), dr, eng, chr, appr, projection, product family (METRAL), size (A4), scale (1:1), ecn no (ELX-DG-19567-1), rel level (Released), surface finish (0.X, 0.XX, 0.XXX), linear/angular tolerances, title (METRAL SIGNAL HEADER), rev (AV), www.fci.com, cat. no., product - Customer Drw, sheet 10 of 14.

METRAL P/N	ROW	CONTACT CODE MOD. 1					MOD. 2					MOD. 3					MOD. 4					MOD. 5					MOD. 6					MOD. 7					MOD. 8													
		1	2	3	4	5	6	7	8	9	10	11	12	13	14	15	16	17	18	19	20	21	22	23	24	25	26	27	28	29	30	31	32	33	34	35	36	37	38	39	40	41	42	43	44	45	46	47	48	
88924-X36 AND 88924-X36LF	D	3	3	3	3	3	3	3	3	3	3	3	3	3	3	3	3	3	3	3	3	3	3	3	3	3	3	3	3	3	3	3	3	3	3	3	3	3	3	3	3	3	3	3	3	4	4			
	C	3	3	3	3	3	3	3	3	3	3	3	3	3	3	3	3	3	3	3	3	3	3	3	3	3	3	3	3	3	3	3	3	3	3	3	3	3	3	3	3	3	3	3	3	3	3	4	4	
	B	3	3	3	3	3	3	3	3	3	3	3	3	3	3	3	3	3	3	3	3	3	3	3	3	3	3	3	3	3	3	3	3	3	3	3	3	3	3	3	3	3	3	3	3	3	3	3	4	4
	A	3	3	3	3	3	3	3	3	3	3	3	3	3	3	3	3	3	3	3	3	3	3	3	3	3	3	3	3	3	3	3	3	3	3	3	3	3	3	3	3	3	3	3	3	3	3	3	4	4
88924-X37 AND 88924-X37LF	D	4	4	4	4	4	4	4	4	4	4	4	4	4	4	4	4	4	4	4	4	4	4	4	4	4	4	4	4	4	4	4	4	4	4	4	4	4	4	4	4	4	4	4	4	4	4	4	4	4
	C	4	4	4	4	4	4	4	4	4	4	4	4	4	4	4	4	4	4	4	4	4	4	4	4	4	4	4	4	4	4	4	4	4	4	4	4	4	4	4	4	4	4	4	4	4	4	4	4	4
	B	4	4	4	4	4	4	4	4	4	4	4	4	4	4	4	4	4	4	4	4	4	4	4	4	4	4	4	4	4	4	4	4	4	4	4	4	4	4	4	4	4	4	4	4	4	4	4	4	4
	A	4	4	4	4	4	4	4	4	4	4	4	4	4	4	4	4	4	4	4	4	4	4	4	4	4	4	4	4	4	4	4	4	4	4	4	4	4	4	4	4	4	4	4	4	4	4	4	4	4
88924-X38 AND 88924-X38LF	D	3	3	3	3	3	3	3	3	3	3	3	3	3	3	3	3	3	3	3	3	3	3	3	3	3	3	3	3	3	3	3	3	3	3	3	3	3	3	3	3	3	3	3	3	3	3	3	3	
	C	3	3	3	3	3	3	3	3	3	3	3	3	3	3	3	3	3	3	3	3	3	3	3	3	3	3	3	3	3	3	3	3	3	3	3	3	3	3	3	3	3	3	3	3	3	3	3	3	3
	B	3	3	3	3	3	3	3	3	3	3	3	3	3	3	3	3	3	3	3	3	3	3	3	3	3	3	3	3	3	3	3	3	3	3	3	3	3	3	3	3	3	3	3	3	3	3	3	3	
	A	3	3	3	3	3	3	3	3	3	3	3	3	3	3	3	3	3	3	3	3	3	3	3	3	3	3	3	3	3	3	3	3	3	3	3	3	3	3	3	3	3	3	3	3	3	3	3	3	
88924-X39 AND 88924-X39LF	D	4	3	3	3	3	3	3	3	3	3	3	3	3	3	3	3	3	3	3	3	3	3	3	3	3	3	3	3	3	3	3	3	3	3	3	3	3	3	3	3	3	3	3	3	3	3	3	4	
	C	4	3	3	3	3	3	3	3	3	3	3	3	3	3	3	3	3	3	3	3	3	3	3	3	3	3	3	3	3	3	3	3	3	3	3	3	3	3	3	3	3	3	3	3	3	3	3	4	
	B	4	3	3	3	3	3	3	3	3	3	3	3	3	3	3	3	3	3	3	3	3	3	3	3	3	3	3	3	3	3	3	3	3	3	3	3	3	3	3	3	3	3	3	3	3	3	3	4	
	A	4	3	3	3	3	3	3	3	3	3	3	3	3	3	3	3	3	3	3	3	3	3	3	3	3	3	3	3	3	3	3	3	3	3	3	3	3	3	3	3	3	3	3	3	3	3	3	4	
88924-X40 AND 88924-X40LF	D	3	3	3	2	2	2	2	2	2	2	2	2	2	2	2	2	2	2	2	2	2	2	2	2	2	2	2	2	2	2	2	2	2	2	2	2	2	2	2	2	2	2	2	2	2	2	3	4	
	C	3	3	3	2	2	2	2	2	2	2	2	2	2	2	2	2	2	2	2	2	2	2	2	2	2	2	2	2	2	2	2	2	2	2	2	2	2	2	2	2	2	2	2	2	2	2	3	4	
	B	3	3	3	2	2	2	2	2	2	2	2	2	2	2	2	2	2	2	2	2	2	2	2	2	2	2	2	2	2	2	2	2	2	2	2	2	2	2	2	2	2	2	2	2	2	2	3	4	
	A	3	3	3	2	2	2	2	2	2	2	2	2	2	2	2	2	2	2	2	2	2	2	2	2	2	2	2	2	2	2	2	2	2	2	2	2	2	2	2	2	2	2	2	2	2	2	3	4	



Copyright FCI.

spec ref *		dr	Terran Huang	2010/07/08	projection 	mm 	size	A4	scale	1:1
tolerance std		eng	Michael Song	2014/12/02			ecn no	ELX-DG-19567-1		
ASME Y14.5		chr	Tian-Zhao Lin	2014/12/03					rel level	Released
TOLERANCES UNLESS OTHERWISE SPECIFIED		appr	Collins Lu	2014/12/03			product family METRAL			
surface	 linear	0.X	±0.3	 <b>METRAL SIGNAL HEADER</b> 8 MOD, 4 ROW PRESS-FIT	dwg no	88924	rev	AV		
		0.XX	±0.13							
		0.XXX	±.051							
ASME Y14.5	angular	0°	±2°							
www.fci.com		cat. no.		<b>Product - Customer Drw</b>			sheet 11 of 14			

Pro/E File - REV C - 2009-06-09

METRAL P/N	ROW	CONTACT CODE MOD. 1					MOD. 2					MOD. 3					MOD. 4					MOD. 5					MOD. 6					MOD. 7					MOD. 8												
		1	2	3	4	5	6	7	8	9	10	11	12	13	14	15	16	17	18	19	20	21	22	23	24	25	26	27	28	29	30	31	32	33	34	35	36	37	38	39	40	41	42	43	44	45	46	47	48
88924-X41 AND 88924-X41LF	D	19	3	3	3	3	3	3	3	3	3	3	3	3	3	3	3	3	3	3	3	3	3	3	3	3	3	3	3	3	3	3	3	3	3	3	3	3	3	3	3	3	3	3	3	3	19		
	C	3	3	3	3	3	3	3	3	3	3	3	3	3	3	3	3	3	3	3	3	3	3	3	3	3	3	3	3	3	3	3	3	3	3	3	3	3	3	3	3	3	3	3	3	3	3	3	
	B	3	3	3	3	3	3	3	3	3	3	3	3	3	3	3	3	3	3	3	3	3	3	3	3	3	3	3	3	3	3	3	3	3	3	3	3	3	3	3	3	3	3	3	3	3	3	3	3
	A	19	3	3	3	3	3	3	3	3	3	3	3	3	3	3	3	3	3	3	3	3	3	3	3	3	3	3	3	3	3	3	3	3	3	3	3	3	3	3	3	3	3	3	3	3	3	19	

METRAL P/N	ROW	CONTACT CODE MOD. 1					MOD. 2					MOD. 3					MOD. 4					MOD. 5					MOD. 6					MOD. 7					MOD. 8															
		1	2	3	4	5	6	7	8	9	10	11	12	13	14	15	16	17	18	19	20	21	22	23	24	25	26	27	28	29	30	31	32	33	34	35	36	37	38	39	40	41	42	43	44	45	46	47	48			
88924-X42 AND 88924-X42LF	D	25	25	25	25	25	25	25	25	25	25	25	25	25	25	25	25	25	25	25	25	25	25	25	25	25	25	25	25	25	25	25	25	25	25	25	25	25	25	25	25	25	25	25	25	25	25	25	25	25		
	C	25	25	25	25	25	25	25	25	25	25	25	25	25	25	25	25	25	25	25	25	25	25	25	25	25	25	25	25	25	25	25	25	25	25	25	25	25	25	25	25	25	25	25	25	25	25	25	25	25	25	25
	B	25	25	25	25	25	25	25	25	25	25	25	25	25	25	25	25	25	25	25	25	25	25	25	25	25	25	25	25	25	25	25	25	25	25	25	25	25	25	25	25	25	25	25	25	25	25	25	25	25	25	25
	A	25	25	25	25	25	25	25	25	25	25	25	25	25	25	25	25	25	25	25	25	25	25	25	25	25	25	25	25	25	25	25	25	25	25	25	25	25	25	25	25	25	25	25	25	25	25	25	25	25	25	25

METRAL P/N	ROW	CONTACT CODE MOD. 1					MOD. 2					MOD. 3					MOD. 4					MOD. 5					MOD. 6					MOD. 7					MOD. 8														
		1	2	3	4	5	6	7	8	9	10	11	12	13	14	15	16	17	18	19	20	21	22	23	24	25	26	27	28	29	30	31	32	33	34	35	36	37	38	39	40	41	42	43	44	45	46	47	48		
88924-X43 AND 88924-X43LF	D																																																		
	C																																																		
	B									2		2		2																																					
	A										2		2																																						

METRAL P/N	ROW	CONTACT CODE MOD. 1					MOD. 2					MOD. 3					MOD. 4					MOD. 5					MOD. 6					MOD. 7					MOD. 8																	
		1	2	3	4	5	6	7	8	9	10	11	12	13	14	15	16	17	18	19	20	21	22	23	24	25	26	27	28	29	30	31	32	33	34	35	36	37	38	39	40	41	42	43	44	45	46	47	48					
88924-X44 AND 88924-X44LF	D	5	5	5	5	5	5	5	5	5	5	5	7	5	5	5	5	5	5	5	5	5	5	5	5	5	5	5	5	5	5	5	5	5	5	5	5	5	5	5	5	5	5	5	5	5	5	5	5	5	5			
	C	5	5	5	5	5	5	5	5	5	5	5	7	5	5	5	5	5	5	5	5	5	5	5	5	5	5	5	5	5	5	5	5	5	5	5	5	5	5	5	5	5	5	5	5	5	5	5	5	5	5	5	5	
	B	5	5	5	5	5	5	5	5	5	5	5	7	5	5	5	5	5	5	5	5	5	5	5	5	5	5	5	5	5	5	5	5	5	5	5	5	5	5	5	5	5	5	5	5	5	5	5	5	5	5	5	5	5
	A	5	5	5	5	5	5	5	5	5	5	5	7	5	5	5	5	5	5	5	5	5	5	5	5	5	5	5	5	5	5	5	5	5	5	5	5	5	5	5	5	5	5	5	5	5	5	5	5	5	5	5	5	5

METRAL P/N	ROW	CONTACT CODE MOD. 1					MOD. 2					MOD. 3					MOD. 4					MOD. 5					MOD. 6					MOD. 7					MOD. 8																		
		1	2	3	4	5	6	7	8	9	10	11	12	13	14	15	16	17	18	19	20	21	22	23	24	25	26	27	28	29	30	31	32	33	34	35	36	37	38	39	40	41	42	43	44	45	46	47	48						
88924-X45 AND 88924-X45LF	D																																																						
	C																																																						
	B																																																						
	A	3	3																																																				3

spec ref	*	dr	Terran Huang	2010/07/08	projection 	mm 	size	A4	scale	1:1	
tolerance std	TOLERANCES UNLESS OTHERWISE SPECIFIED	eng	Michael Song	2014/12/02			ecn no	ELX-DG-19567-1			
ASME Y14.5		chr	Tian-Zhao Lin	2014/12/03			rel level	Released			
surface	linear	appr	Collins Lu	2014/12/03			product family	METRAL			
ASME Y14.5		angular	0°	±2°	www.fci.com	title	METRAL SIGNAL HEADER			88924	rev
					cat. no.	Product - Customer Drw				sheet 12 of 14	



Copyright FCI.



A

A

METRAL P/N	ROW	CONTACT CODE MOD. 1					MOD. 2					MOD. 3					MOD. 4					MOD. 5					MOD. 6					MOD. 7					MOD. 8														
		1	2	3	4	5	6	7	8	9	10	11	12	13	14	15	16	17	18	19	20	21	22	23	24	25	26	27	28	29	30	31	32	33	34	35	36	37	38	39	40	41	42	43	44	45	46	47	48		
88924-X51 AND 88924-X51LF	D	9	9	9	9	9	9	9	9	9	9	9	9	9	9	9	9	9	9	9	9	9	9	9	9	9	9	9	9	9	9	9	9	9	9	9	9	9	9	9	9	9	9	9	9	9	9	9			
	C	9	9	9	9	9	9	9	9	9	9	9	9	9	9	9	9	9	9	9	9	9	9	9	9	9	9	9	9	9	9	9	9	9	9	9	9	9	9	9	9	9	9	9	9	9	9	9	9	9	
	B	9	9	9	9	9	9	9	9	9	9	9	9	9	9	9	9	9	9	9	9	9	9	9	9	9	9	9	9	9	9	9	9	9	9	9	9	9	9	9	9	9	9	9	9	9	9	9	9	9	9
	A	1	1	1	1	1	1	1	1	1	1	1	1	1	1	1	1	1	1	1	1	1	1	1	1	1	1	1	1	1	1	1	1	1	1	1	1	1	1	1	1	1	1	1	1	1	1	1	1	1	

B

B

METRAL P/N	ROW	CONTACT CODE MOD. 1					MOD. 2					MOD. 3					MOD. 4					MOD. 5					MOD. 6					MOD. 7					MOD. 8														
		1	2	3	4	5	6	7	8	9	10	11	12	13	14	15	16	17	18	19	20	21	22	23	24	25	26	27	28	29	30	31	32	33	34	35	36	37	38	39	40	41	42	43	44	45	46	47	48		
88924-X52 AND 88924-X52LF	D	10	10	10	10	10	10	10	10	10	10	10	10	10	10	10	10	10	10	10	10	10	10	10	10	10	10	10	10	10	10	10	10	10	10	10	10	10	10	10	10	10	10	10	10	10	10	10	10	10	
	C	10	10	10	10	10	10	10	10	10	10	10	10	10	10	10	10	10	10	10	10	10	10	10	10	10	10	10	10	10	10	10	10	10	10	10	10	10	10	10	10	10	10	10	10	10	10	10	10	10	10
	B	10	10	10	10	10	10	10	10	10	10	10	10	10	10	10	10	10	10	10	10	10	10	10	10	10	10	10	10	10	10	10	10	10	10	10	10	10	10	10	10	10	10	10	10	10	10	10	10	10	10
	A	10	10	10	10	10	10	10	10	10	10	10	10	10	10	10	10	10	10	10	10	10	10	10	10	10	10	10	10	10	10	10	10	10	10	10	10	10	10	10	10	10	10	10	10	10	10	10	10	10	10



C

C



Copyright FCI.

D

D

spec ref *				dr	Terran Huang	2010/07/08	projection 	mm 	size	A4	scale	1:1	
tolerance std	TOLERANCES UNLESS OTHERWISE SPECIFIED			eng	Michael Song	2014/12/02			ecn no	ELX-DG-19567-1			
ASME Y14.5				chr	Tian-Zhao Lin	2014/12/03				product family	METRAL		rel level
surface $\sqrt{3.2}$	linear	0.X	$\pm 0.3$	appr	Collins Lu	2014/12/03	title	METRAL SIGNAL HEADER	88924	rev	AV		
ASME Y14.5		angular	0°									$\pm 2^\circ$	
www.fci.com				cat. no.	Product - Customer Drw				sheet 14 of 14				



**Стандарт  
Электрон  
Связь**

Мы молодая и активно развивающаяся компания в области поставок электронных компонентов. Мы поставляем электронные компоненты отечественного и импортного производства напрямую от производителей и с крупнейших складов мира.

Благодаря сотрудничеству с мировыми поставщиками мы осуществляем комплексные и плановые поставки широчайшего спектра электронных компонентов.

Собственная эффективная логистика и склад в обеспечивает надежную поставку продукции в точно указанные сроки по всей России.

Мы осуществляем техническую поддержку нашим клиентам и предпродажную проверку качества продукции. На все поставляемые продукты мы предоставляем гарантию .

Осуществляем поставки продукции под контролем ВП МО РФ на предприятия военно-промышленного комплекса России , а также работаем в рамках 275 ФЗ с открытием отдельных счетов в уполномоченном банке. Система менеджмента качества компании соответствует требованиям ГОСТ ISO 9001.

Минимальные сроки поставки, гибкие цены, неограниченный ассортимент и индивидуальный подход к клиентам являются основой для выстраивания долгосрочного и эффективного сотрудничества с предприятиями радиоэлектронной промышленности, предприятиями ВПК и научно-исследовательскими институтами России.

С нами вы становитесь еще успешнее!

**Наши контакты:**

**Телефон:** +7 812 627 14 35

**Электронная почта:** [sales@st-electron.ru](mailto:sales@st-electron.ru)

**Адрес:** 198099, Санкт-Петербург,  
Промышленная ул, дом № 19, литера Н,  
помещение 100-Н Офис 331