

PRODUCT NUMBER

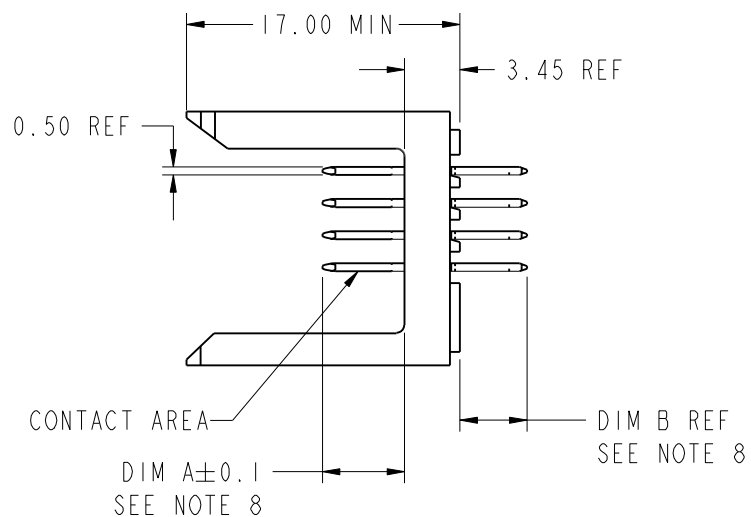
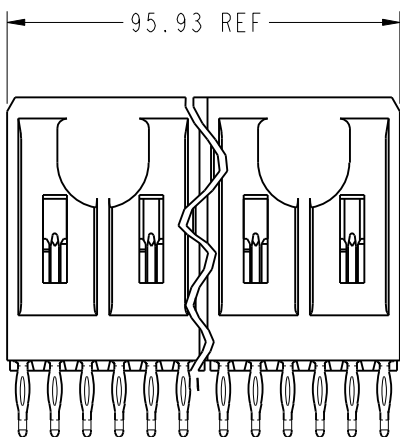
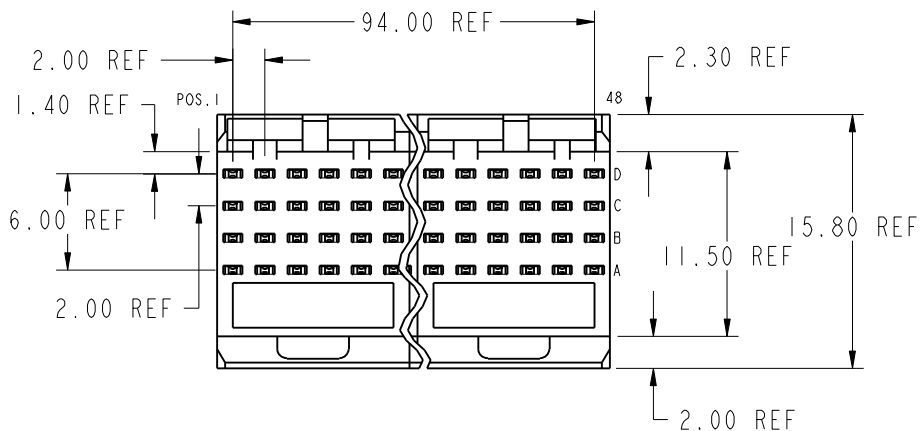
SEE TABLE

A

B

C

D



A

B

C

D



Copyright FCI.

spec ref	*	dr	Terran Huang	2010/07/08	projection 	mm ←→	size	A4	scale	2:1	
tolerance std	TOLERANCES UNLESS OTHERWISE SPECIFIED	eng	Michael Song	2014/12/02			ecn no	ELX-DG-19567-1			
ASME Y14.5		chr	Tian-Zhao Lin	2014/12/03			product family	METRAL	rel level	Released	
surface	linear	0.X	±0.3		title	METRAL SIGNAL HEADER	dwg no	88924	rev	AV	
ASME Y14.5		0.XX	±0.13								
	angular	0°	±2°	www.fci.com	cat. no.	*	Product - Customer Drw		sheet 1 of 14		

ProvE File - REV C - 2009-06-09

1

2

3

4

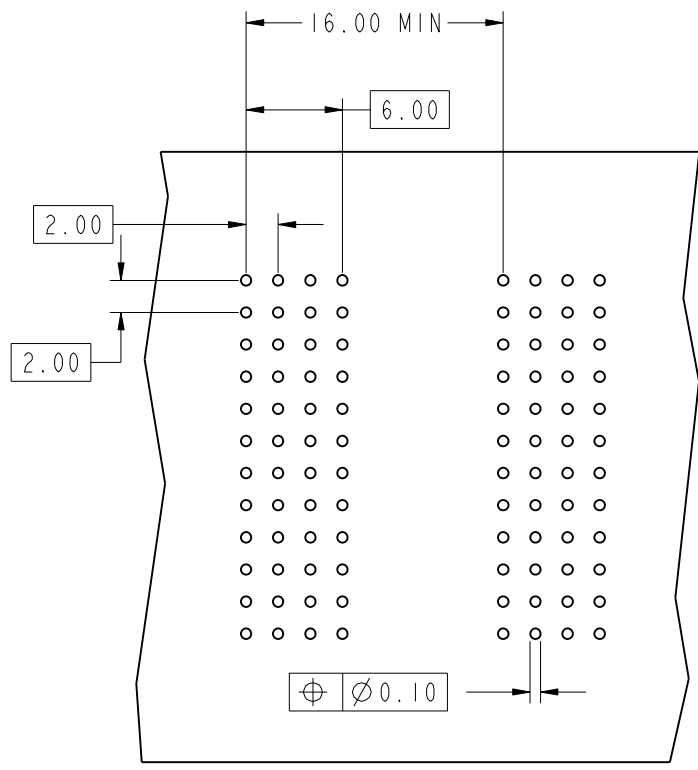
PDS: Rev :AV

STATUS:Released

Printed: Dec 15, 2014



Copyright FCI.



KEY		
CODE	DIMENSIONS	
	DIM "A" MATE	DIM "B" TAIL
1	5.00	4.30
2	5.75	4.30
3	6.50	4.30
4	7.25	4.30
5	5.00	13.60
6	5.75	13.60
7	6.50	13.60
13	8.25	4.30
14	8.25	13.60
19	8.00	4.30
20	8.00	13.60
22	5.00	12.10
23	8.00	17.70
25	5.75	15.60
40	5.00	15.60

REQUIRED PC BOARD LAYOUT  
COMPONENT SIDE  
SEE PRINT 58351 FOR  
ADDITIONAL PCB INFORMATION

spec ref	*	dr	Terran Huang	2010/07/08	projection	mm	size	A4	scale	2:1
tolerance std	TOLERANCES UNLESS OTHERWISE SPECIFIED	eng	Michael Song	2014/12/02			ecn no		ELX-DG-19567-1	
ASME Y14.5		chr	Tian-Zhao Lin	2014/12/03			rel level		Released	
surface		linear	appr	Collins Lu	2014/12/03	product family	METRAL		rev	AV
ASME Y14.5	angular			title		88924		sheet 2 of 14		
	0.X	www.fci.com		METRAL SIGNAL HEADER						
	0.XX	cat. no.		8 MOD, 4 ROW PRESS-FIT		Product - Customer Drw				
	0.XXX	* Product - Customer Drw		STATUS:Released		Printed: Dec 15, 2014				
	±0.3									
	±0.13									
	±.051									
	0°									
	±2°									

Print File - REV C - 2009-06-09

PRODUCT NUMBER	DESCRIPTION	PLATING IN PRESS FIT TAIL AREA	PERFORMANCE LEVEL OF PLATING IN CONTACT AREA
88924-NIYY	STANDARD	TIN LEAD	TELCORDIA CO (NXT)
88924-N5YY	STANDARD	TIN LEAD	TELCORDIA UE (NXT)
88924-IYY	STANDARD	TIN LEAD	TELCORDIA CO
88924-2YY	STANDARD	TIN LEAD	TELECOM CLASS
88924-3YY	STANDARD	TIN LEAD	IEC CLASS I
88924-5YY	STANDARD	TIN LEAD	TELCORDIA UE
88924-NIYYLF	LEAD FREE	TIN	TELCORDIA CO (NXT), IEC CLASS I, SEE NOTES 9 AND 10
88924-N5YYLF	LEAD FREE	TIN	TELCORDIA UE (NXT) SEE NOTES 9 AND 10
88924-IYYLF	LEAD FREE	TIN	TELCORDIA CO , IEC CLASS I, SEE NOTES 9 AND 10
88924-2YYLF	LEAD FREE	TIN	TELECOM CLASS, SEE NOTES 9 AND 10
88924-5YYLF	LEAD FREE	TIN	TELCORDIA UE , SEE NOTES 9 AND 10

NOTES:

- FOR DIM A, AND B SEE SHEET 2 AND UP.
- BODY MATERIAL: LIQUID CRYSTAL POLYMER 30 % GLASS. FLAME RETARDANT ACC. UL 94-V0.
- PIN MATERIAL: PHOSPHOR BRONZE.
- PLATING ON PRESS-FIT AREA: SEE PRODUCT NUMBER TABLE. PLATING ON CONTACT AREA CONFORMS TO PERFORMANCE LEVEL SHOWN IN TABLE ON SHEET 3.
- PRODUCT MARKING: PART NUMBER DESIGNATION & BATCH I.D.
- ALL PRODUCTS WITH PART NUMBERS SHOWN IN SUBSEQUENT TABLES WILL BE PACKAGED IN TUBES. IF TRAY PACKAGING IS REQUIRED, A SUFFIX "P" WILL BE ADDED TO THE END OF THE PART NUMBER. EXAMPLE: XXXX-XXXP OR XXXX-XXXPLF
- PRODUCT SPECIFICATION: GS-12-180 APPLICATION SPECIFICATION: BUS-20-073

- AFTER INSERTION INTO BOARD WITH QUALIFIED TOOLING.
- THE PRODUCTS WHERE THE PART NUMBER ENDS IN LF MEET THE EUROPEAN UNION DIRECTIVE AND OTHER COUNTRY REGULATIONS AS DESCRIBED IN GS-12-008.
- ALL THE PRODUCTS EXCEPT THOSE WITH PART NUMBERS CONTAINING 88924-NI---OR 88924-N5---WILL WITHSTAND EXPOSURE TO 260 DEGREES C FOR 60 SECONDS IN A CONVECTION, INFRA-RED OR VAPOR PHASE REFLOW OVEN. PART NUMBERS 88924-NI---AND 88924-N5--- WILL NOT WITHSTAND REFLOW AND THE Au CONTACT SURFACE OF THE CONTACTS SHALL BE EXPOSED TO A MAXIMUM 140 DEGREES C FOR NO LONGER THAN 15 SECONDS IN A WAVE SOLDER APPLICATION.

spec ref	*	dr	Terran Huang	2010/07/08	projection	mm	size	A4	scale	1:1
tolerance std	TOLERANCES UNLESS OTHERWISE SPECIFIED	eng	Michael Song	2014/12/02			ecn no	ELX-DG-19567-1		
ASME Y14.5		chr	Tian-Zhao Lin	2014/12/03				product family	METRAL	rel level
surface		linear	appr	Collins Lu	2014/12/03	title		88924	rev	AV
ASME Y14.5	angular	www.fci.com		cat. no.	*	Product - Customer Drw		sheet 3 of 14		
	0.X	±0.3	FCJ		METRAL SIGNAL HEADER		88924		AV	
	0.XX	±0.13			8 MOD, 4 ROW PRESS-FIT					
	0.XXX	±.051								
	0°	±2°								



Copyright FCI.





Table A: METRAL P/N 88924-X11 AND 88924-X11LF. Grid with rows D, C, B, A and columns 1-48. Contact codes MOD. 1-8.

Table B: METRAL P/N 88924-X12 AND 88924-X12LF. Grid with rows D, C, B, A and columns 1-48. Contact codes MOD. 1-8.

Table C: METRAL P/N 88924-X13 AND 88924-X13LF. Grid with rows D, C, B, A and columns 1-48. Contact codes MOD. 1-8.

Table D: METRAL P/N 88924-X14 AND 88924-X14LF. Grid with rows D, C, B, A and columns 1-48. Contact codes MOD. 1-8.

Table E: METRAL P/N 88924-X15 AND 88924-X15LF. Grid with rows D, C, B, A and columns 1-48. Contact codes MOD. 1-8.



Copyright FCI.

Technical drawing header block containing: spec ref, tolerance std (ASME Y14.5), surface (ASME Y14.5), dr (Terran Huang), eng (Michael Song), chr (Tian-Zhao Lin), appr (Collins Lu), projection (first angle), mm scale, size A4, ecn no (ELX-DG-19567-1), rel level (Released), title (METRAL SIGNAL HEADER 8 MOD., 4 ROW PRESS-FIT), www.fci.com, cat. no., product family (METRAL), rev (AV), sheet 6 of 14.













Copyright FCI.

METRAL P/N	ROW	CONTACT CODE MOD. 1					MOD. 2					MOD. 3					MOD. 4					MOD. 5					MOD. 6					MOD. 7					MOD. 8																
		1	2	3	4	5	6	7	8	9	10	11	12	13	14	15	16	17	18	19	20	21	22	23	24	25	26	27	28	29	30	31	32	33	34	35	36	37	38	39	40	41	42	43	44	45	46	47	48				
88924-X36 AND 88924-X36LF	D	3	3	3	3	3	3	3	3	3	3	3	3	3	3	3	3	3	3	3	3	3	3	3	3	3	3	3	3	3	3	3	3	3	3	3	3	3	3	3	3	3	3	3	3	3	4	4					
	C	3	3	3	3	3	3	3	3	3	3	3	3	3	3	3	3	3	3	3	3	3	3	3	3	3	3	3	3	3	3	3	3	3	3	3	3	3	3	3	3	3	3	3	3	3	3	3	4	4			
	B	3	3	3	3	3	3	3	3	3	3	3	3	3	3	3	3	3	3	3	3	3	3	3	3	3	3	3	3	3	3	3	3	3	3	3	3	3	3	3	3	3	3	3	3	3	3	3	4	4			
	A	3	3	3	3	3	3	3	3	3	3	3	3	3	3	3	3	3	3	3	3	3	3	3	3	3	3	3	3	3	3	3	3	3	3	3	3	3	3	3	3	3	3	3	3	3	3	3	4	4			
88924-X37 AND 88924-X37LF	D	4	4	4	4	4	4	4	4	4	4	4	4	4	4	4	4	4	4	4	4	4	4	4	4	4	4	4	4	4	4	4	4	4	4	4	4	4	4	4	4	4	4	4	4	4	4	4	4	4			
	C	4	4	4	4	4	4	4	4	4	4	4	4	4	4	4	4	4	4	4	4	4	4	4	4	4	4	4	4	4	4	4	4	4	4	4	4	4	4	4	4	4	4	4	4	4	4	4	4	4			
	B	4	4	4	4	4	4	4	4	4	4	4	4	4	4	4	4	4	4	4	4	4	4	4	4	4	4	4	4	4	4	4	4	4	4	4	4	4	4	4	4	4	4	4	4	4	4	4	4	4	4		
	A	4	4	4	4	4	4	4	4	4	4	4	4	4	4	4	4	4	4	4	4	4	4	4	4	4	4	4	4	4	4	4	4	4	4	4	4	4	4	4	4	4	4	4	4	4	4	4	4	4	4	4	
88924-X38 AND 88924-X38LF	D	3	3	3	3	3	3	3	3	3	3	3	3	3	3	3	3	3	3	3	3	3	3	3	3	3	3	3	3	3	3	3	3	3	3	3	3	3	3	3	3	3	3	3	3	3	3	3	3	3	3		
	C	3	3	3	3	3	3	3	3	3	3	3	3	3	3	3	3	3	3	3	3	3	3	3	3	3	3	3	3	3	3	3	3	3	3	3	3	3	3	3	3	3	3	3	3	3	3	3	3	3	3	3	
	B	3	3	3	3	3	3	3	3	3	3	3	3	3	3	3	3	3	3	3	3	3	3	3	3	3	3	3	3	3	3	3	3	3	3	3	3	3	3	3	3	3	3	3	3	3	3	3	3	3	3	3	
	A	3	3	3	3	3	3	3	3	3	3	3	3	3	3	3	3	3	3	3	3	3	3	3	3	3	3	3	3	3	3	3	3	3	3	3	3	3	3	3	3	3	3	3	3	3	3	3	3	3	3	3	
88924-X39 AND 88924-X39LF	D	4	3	3	1	1	1	1	1	1	1	1	1	1	1	1	1	1	1	1	1	1	1	1	1	1	1	1	1	1	1	1	1	1	1	1	1	1	1	1	1	1	1	1	1	1	1	3	4				
	C	4	3	3	1	1	1	1	1	1	1	1	1	1	1	1	1	1	1	1	1	1	1	1	1	1	1	1	1	1	1	1	1	1	1	1	1	1	1	1	1	1	1	1	1	1	1	1	3	4			
	B	4	3	3	1	1	1	1	1	1	1	1	1	1	1	1	1	1	1	1	1	1	1	1	1	1	1	1	1	1	1	1	1	1	1	1	1	1	1	1	1	1	1	1	1	1	1	1	1	3	4		
	A	4	3	3	1	1	1	1	1	1	1	1	1	1	1	1	1	1	1	1	1	1	1	1	1	1	1	1	1	1	1	1	1	1	1	1	1	1	1	1	1	1	1	1	1	1	1	1	1	3	4		
88924-X40 AND 88924-X40LF	D	3	3	1	2	2	2	1	1	1	1	1	1	1	1	1	1	1	1	1	1	1	1	1	1	1	1	1	1	1	1	1	1	1	1	1	1	1	1	1	1	1	1	1	1	1	1	1	3	4			
	C	3	3	1	2	2	2	1	1	1	1	1	1	1	1	1	1	1	1	1	1	1	1	1	1	1	1	1	1	1	1	1	1	1	1	1	1	1	1	1	1	1	1	1	1	1	1	1	1	1	3	4	
	B	3	3	1	2	2	2	1	1	1	1	1	1	1	1	1	1	1	1	1	1	1	1	1	1	1	1	1	1	1	1	1	1	1	1	1	1	1	1	1	1	1	1	1	1	1	1	1	1	1	1	3	4
	A	3	3	1	2	2	2	1	1	1	1	1	1	1	1	1	1	1	1	1	1	1	1	1	1	1	1	1	1	1	1	1	1	1	1	1	1	1	1	1	1	1	1	1	1	1	1	1	1	1	1	3	4

spec ref	*	dr	Terran Huang	2010/07/08	projection		size	A4	scale	1:1							
tolerance std	TOLERANCES UNLESS OTHERWISE SPECIFIED ASME Y14.5	eng	Michael Song	2014/12/02			mm 	ecn no				ELX-DG-19567-1					
surface		✓	chr	Tian-Zhao Lin				2014/12/03	product family		METRAL	rel level		Released			
ASME Y14.5		appr	Collins Lu	2014/12/03	product family						METRAL	rel level		Released			
linear	<table border="1"> <tr> <td>0.X</td> <td>±0.3</td> </tr> <tr> <td>0.XX</td> <td>±0.13</td> </tr> <tr> <td>0.XXX</td> <td>±.051</td> </tr> </table>	0.X	±0.3	0.XX	±0.13	0.XXX	±.051			<b>METRAL SIGNAL HEADER</b> 8 MOD, 4 ROW PRESS-FIT				dwg no 88924		rev AV	
0.X	±0.3																
0.XX	±0.13																
0.XXX	±.051																
angular	<table border="1"> <tr> <td>0°</td> <td>±2°</td> </tr> </table>	0°	±2°	<a href="http://www.fci.com">www.fci.com</a>		cat. no. *		<b>Product - Customer Drw</b>				sheet 11 of 14					
0°	±2°																





METRAL P/N	ROW	CONTACT CODE MOD. 1					MOD. 2					MOD. 3					MOD. 4					MOD. 5					MOD. 6					MOD. 7					MOD. 8																	
		1	2	3	4	5	6	7	8	9	10	11	12	13	14	15	16	17	18	19	20	21	22	23	24	25	26	27	28	29	30	31	32	33	34	35	36	37	38	39	40	41	42	43	44	45	46	47	48					
88924-X51 AND 88924-X51LF	D	9	9	9	9	9	9	9	9	9	9	9	9	9	9	9	9	9	9	9	9	9	9	9	9	9	9	9	9	9	9	9	9	9	9	9	9	9	9	9	9	9	9	9	9	9	9	9	9	9	9			
	C	9	9	9	9	9	9	9	9	9	9	9	9	9	9	9	9	9	9	9	9	9	9	9	9	9	9	9	9	9	9	9	9	9	9	9	9	9	9	9	9	9	9	9	9	9	9	9	9	9	9	9	9	
	B	9	9	9	9	9	9	9	9	9	9	9	9	9	9	9	9	9	9	9	9	9	9	9	9	9	9	9	9	9	9	9	9	9	9	9	9	9	9	9	9	9	9	9	9	9	9	9	9	9	9	9	9	9
	A	1	1	1	1	1	1	1	1	1	1	1	1	1	1	1	1	1	1	1	1	1	1	1	1	1	1	1	1	1	1	1	1	1	1	1	1	1	1	1	1	1	1	1	1	1	1	1	1	1	1	1	1	1

METRAL P/N	ROW	CONTACT CODE MOD. 1					MOD. 2					MOD. 3					MOD. 4					MOD. 5					MOD. 6					MOD. 7					MOD. 8																			
		1	2	3	4	5	6	7	8	9	10	11	12	13	14	15	16	17	18	19	20	21	22	23	24	25	26	27	28	29	30	31	32	33	34	35	36	37	38	39	40	41	42	43	44	45	46	47	48							
88924-X52 AND 88924-X52LF	D	10	10	10	10	10	10	10	10	10	10	10	10	10	10	10	10	10	10	10	10	10	10	10	10	10	10	10	10	10	10	10	10	10	10	10	10	10	10	10	10	10	10	10	10	10	10	10	10	10	10	10	10	10		
	C	10	10	10	10	10	10	10	10	10	10	10	10	10	10	10	10	10	10	10	10	10	10	10	10	10	10	10	10	10	10	10	10	10	10	10	10	10	10	10	10	10	10	10	10	10	10	10	10	10	10	10	10	10	10	10
	B	10	10	10	10	10	10	10	10	10	10	10	10	10	10	10	10	10	10	10	10	10	10	10	10	10	10	10	10	10	10	10	10	10	10	10	10	10	10	10	10	10	10	10	10	10	10	10	10	10	10	10	10	10	10	10
	A	10	10	10	10	10	10	10	10	10	10	10	10	10	10	10	10	10	10	10	10	10	10	10	10	10	10	10	10	10	10	10	10	10	10	10	10	10	10	10	10	10	10	10	10	10	10	10	10	10	10	10	10	10	10	10



Copyright FCI.

spec ref	*	dr	Terran Huang	2010/07/08	projection 	mm 	size	A4	scale	1:1
tolerance std ASME Y14.5	TOLERANCES UNLESS OTHERWISE SPECIFIED	eng	Michael Song	2014/12/02			ecn no	ELX-DG-19567-1		
		chr	Tian-Zhao Lin	2014/12/03				rel level	Released	
surface $\sqrt{3.2}$ ASME Y14.5	linear	0.X	$\pm 0.3$		title <b>METRAL SIGNAL HEADER</b> 8 MOD, 4 ROW PRESS-FIT	product family METRAL	dwg no <b>88924</b>		rev <b>AV</b>	
		0.XX	$\pm 0.13$							
		0.XXX	$\pm .051$							
	angular	0°	$\pm 2°$	www.fci.com	cat. no.	-	Product - Customer Drw		sheet 14 of 14	

Pro/E File - REV C - 2009-06-09



## Стандарт Электрон Связь

Мы молодая и активно развивающаяся компания в области поставок электронных компонентов. Мы поставляем электронные компоненты отечественного и импортного производства напрямую от производителей и с крупнейших складов мира.

Благодаря сотрудничеству с мировыми поставщиками мы осуществляем комплексные и плановые поставки широчайшего спектра электронных компонентов.

Собственная эффективная логистика и склад в обеспечивает надежную поставку продукции в точно указанные сроки по всей России.

Мы осуществляем техническую поддержку нашим клиентам и предпродажную проверку качества продукции. На все поставляемые продукты мы предоставляем гарантию .

Осуществляем поставки продукции под контролем ВП МО РФ на предприятия военно-промышленного комплекса России , а также работаем в рамках 275 ФЗ с открытием отдельных счетов в уполномоченном банке. Система менеджмента качества компании соответствует требованиям ГОСТ ISO 9001.

Минимальные сроки поставки, гибкие цены, неограниченный ассортимент и индивидуальный подход к клиентам являются основой для выстраивания долгосрочного и эффективного сотрудничества с предприятиями радиоэлектронной промышленности, предприятиями ВПК и научно-исследовательскими институтами России.

С нами вы становитесь еще успешнее!

### Наши контакты:

**Телефон:** +7 812 627 14 35

**Электронная почта:** [sales@st-electron.ru](mailto:sales@st-electron.ru)

**Адрес:** 198099, Санкт-Петербург,  
Промышленная ул, дом № 19, литера Н,  
помещение 100-Н Офис 331