

Small Limit Switch D4V

Compact Vertical Models Sized for Asian Standards

- Compact new design approximately 1/3 the size of OMRON vertical Limit Switches.
- Structure enables the terminal section to be fully opened for easy wiring.
- RoHS compliant.
- Degree of protection: IP65



Model Number Structure

Model Number Legend









D4V-81□□Z
1

1. Actuator type

- | | |
|-----------------------------|-------------------------|
| 04: Roller lever | 12: Roller plunger |
| 07: Rod lever | 22: Crossroller plunger |
| 08: Adjustable roller lever | 66: Coil spring |
| 11: Push plunger | 69: Wire spring |

Ordering Information

List of Models

Actuator type	Model
Roller lever 	D4V-8104Z
Rod lever 	D4V-8107Z
Adjustable roller lever 	D4V-8108Z
Push plunger 	D4V-8111Z
Roller plunger 	D4V-8112Z
Crossroller plunger 	D4V-8122Z
Coil spring 	D4V-8166Z
Wire spring 	D4V-8169Z

Note: Metallic roller levers and metallic variable roller levers can also be manufactured.

Specifications

■ Certified Standards

Certification body	Standard	File No.
CCC	GB14048.5	Consult your OMRON representative for details.
UL (See note.)	UL508, CSA C22.2 No. 14	
TÜV	IEC60947-5-1	

Note: Certification equivalent to CSA C22.2 No. 14 has been obtained from UL.

■ Ratings

Rated voltage (V)	Non-inductive load (A)				Inductive load (A)			
	Resistive load		Lamp load		Inductive load		Motor load	
	NC	NO	NC	NO	NC	NO	NC	NO
125 VAC	5		1.5	0.7	3		2	1
250 VAC	5		1	0.5	3		1.5	0.8
12 VDC	5		3		4		3	
24 VDC	5		3		4		3	
125 VDC	0.4	0.2	---	---	---	---	---	---
250 VDC	0.4	0.2	---	---	---	---	---	---

- Note:**
- The above current ratings are for steady-state current.
 - Inductive load has a power factor of 0.4 min. (AC) and a time constant of 7 ms max. (DC).
 - Lamp load has an inrush current of 10 times the steady-state current.
 - Motor load has an inrush current of 6 times the steady-state current.

Inrush current	NC	24 A max.
	NO	12 A max.

■ Ratings for Safety Standard Certification

CCC (GB14048.5), TÜV (EN60947-5-1)

Category and rating
AC-12: 250 VAC at 5 A, resistive load
DC-12: 125 VDC at 0.4 A, resistive load

UL (UL508, CSA C22.2 No. 14)

Ratings
5 A, 250 VAC
0.4 A, 125 VDC

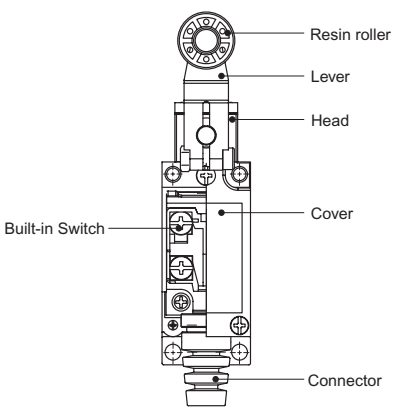
■ Characteristics

Degree of protection		IP65
Durability (See note 3.)	Mechanical	10,000,000 operations min.
	Electrical	300,000 operations min. (5 A at 250 VAC, resistive load)
Operating speed		5 mm to 0.5 m/s
Operating frequency	Mechanical	120 operations/min
	Electrical	30 operations/min
Insulation resistance		100 MΩ min. (at 500 VDC)
Contact resistance		25 mΩ max. (initial value)
Dielectric strength	Between terminals of the same polarity	1,000 VAC, 50/60 Hz for 1 min
	Between current-carrying metal parts and ground	1,500 VAC, 50/60 Hz for 1 min
Rated insulation voltage (Ui)		250 V
Pollution degree (application environment)		3 (EN 60947-5-1)
Short-circuit protection device		10-A fuse, gG or gI (IEC 269)
Conditional short-circuit current		100 A (EN 60947-5-1)
Rated open thermal current (Ith)		5 A (EN 60947-5-1)
Electric shock protection class		Class I
Rated frequency		50/60 Hz
Vibration resistance	Malfunction	10 to 55 Hz, 1.5-mm double amplitude (See note 4.)
Shock resistance	Destruction	1,000 m/s ² (free position) min.
	Malfunction	300 m/s ² (operation limit position) min. (See note 4.)
Ambient operating temperature range		-20°C to 60°C (with no icing)
Ambient operating humidity range		90% max.
Weight		Approx. 130 to 190 g

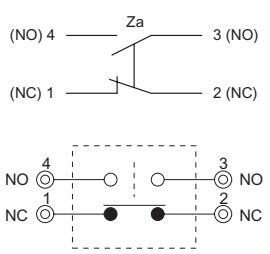
- Note:**
- The above values are initial values.
 - The above characteristics may vary depending on the model. Contact your OMRON representative for further details.
 - Durability values are calculated at an operating temperature of 5°C to 35°C, and an operating humidity of 40% to 70%.
 - Except for the coil spring model and wire spring model

Nomenclature

■ Structure



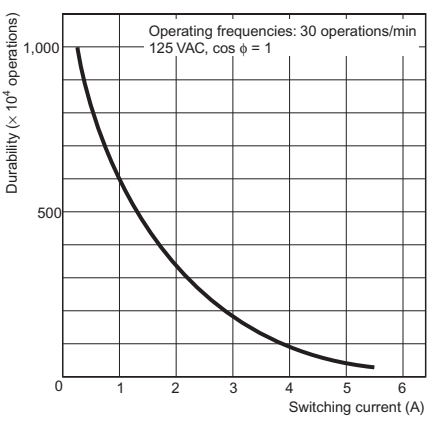
■ Contact Form



Engineering Data

Electrical Durability: $\cos \phi = 1$

(Ambient temperature: 5°C to 35°C; ambient humidity: 40% to 70%)

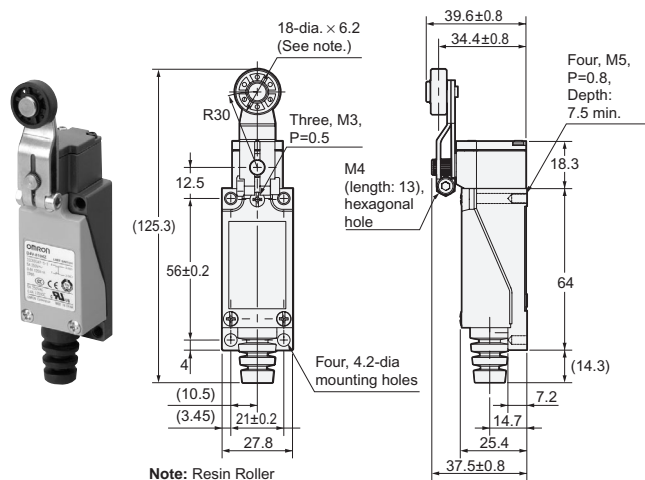


Dimensions

Note: All units are in millimeters unless otherwise indicated.

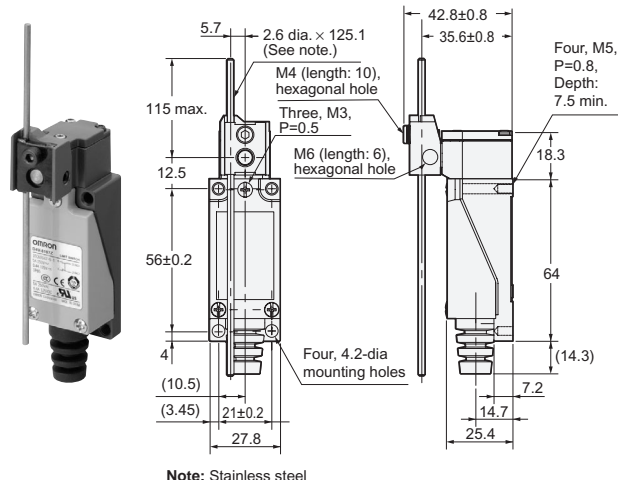
Roller Lever

D4V-8104Z



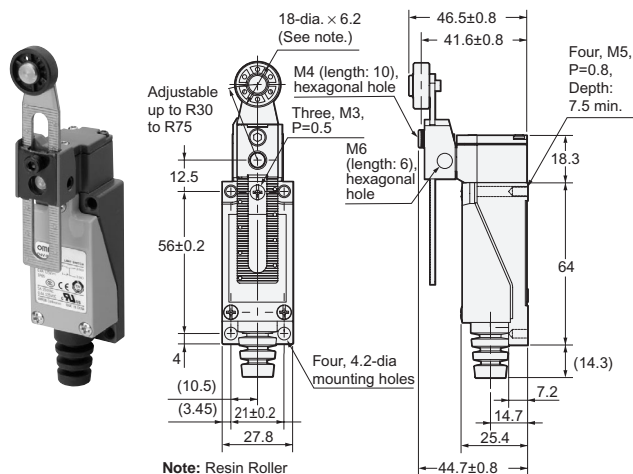
Rod Lever

D4V-8107Z



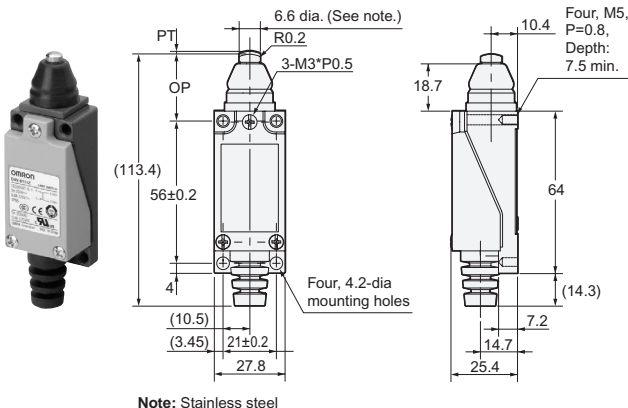
Adjustable Roller Lever

D4V-8108Z



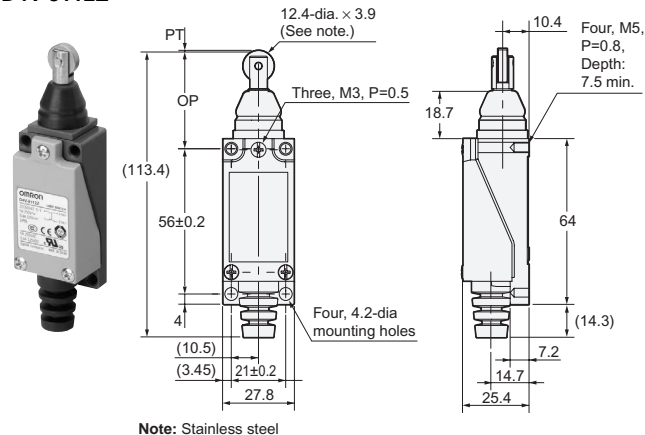
Push Plunger

D4V-8111Z



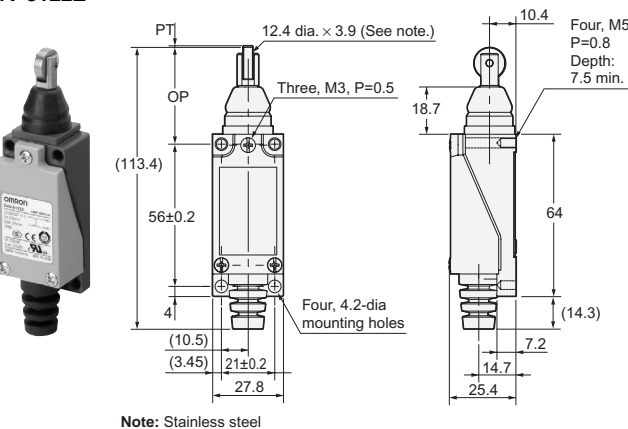
Roller Plunger

D4V-8112Z



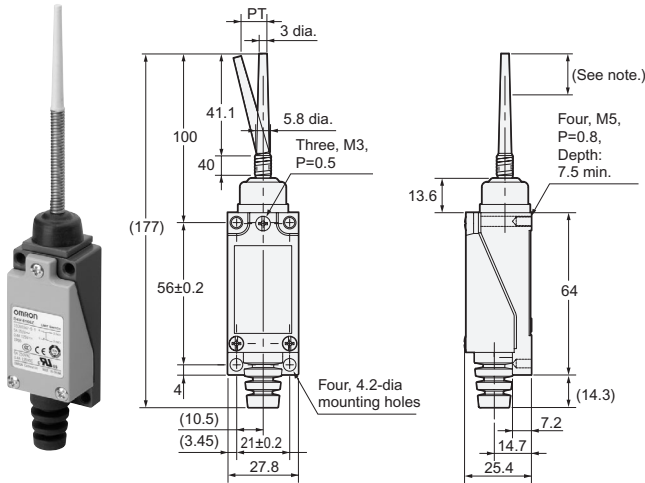
Crossroller Plunger

D4V-8122Z



Coil Spring

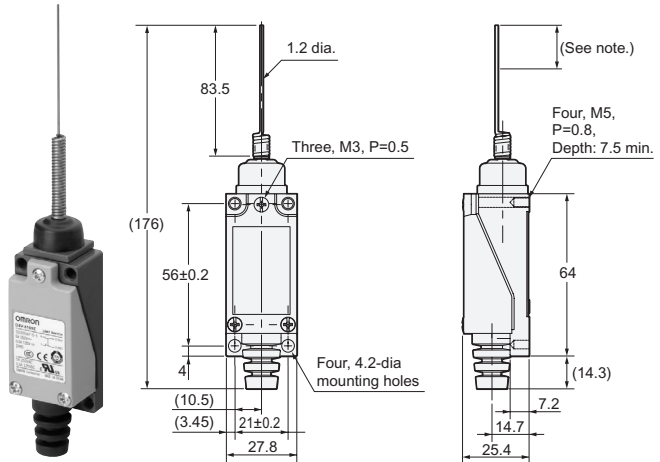
D4V-8166Z



Note: The range for operation is between the tip of the rod and 1/3 of the length of the actuator.

Wire Spring

D4V-8169Z



Note: The range for operation is between the tip of the rod and 1/3 of the length of the actuator.

Note: Unless otherwise specified, the tolerances are ± 0.4 mm for the above dimensions for each model.

Operating Characteristics

Model		D4V-8104Z	D4V-8107Z	D4V-8108Z	D4V-8111Z	D4V-8112Z	D4V-8122Z	D4V-8166Z	D4V-8169Z
Operating characteristics									
Operating force	OF max.	5.88 N	5.88 N	7.84 N	9.8 N	9.8 N	9.8 N	0.88 N	0.88 N
Release force	RF min.	0.49 N	0.69 N	0.49 N	2.94 N	2.94 N	2.94 N	---	---
Pretravel	PT max.	20°	20°	20°	1.5 mm	1.5 mm	1.5 mm	30 mm	30 mm
Overtravel	OT min.	75°	75°	75°	4 mm	4 mm	4 mm	---	---
Movement differential	MD max.	10°	10°	10°	1.2 mm	1.2 mm	1.2 mm	---	---
Total travel	TT min.	95°	95°	95°	5.5 mm	5.5 mm	5.5 mm	---	---
Operating position	OP	---	---	---	26±0.8 mm	37±0.8 mm	37±0.8 mm	---	---

Note: The operating characteristics of the D4V-8107 are measured with a lever length of 30 mm. The operating characteristics of the D4V-8108 are measured with a lever length of R30.

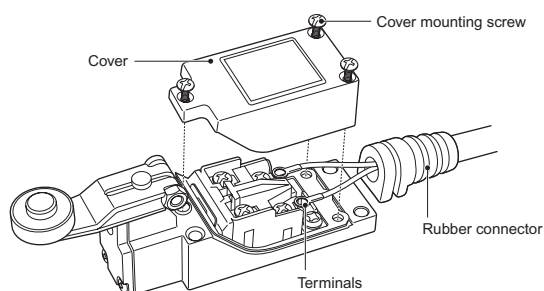
Precautions

■ Precautions for Correct Use

Wiring

Wiring Procedure

1. Loosen the cover mounting screws and remove the cover.
2. Run the wiring through the rubber connector on the cover and then press-fit the solderless terminals. (The following solderless terminals are available.)
3. After inserting the solderless terminal into the Switch, tighten the terminal screws securely.
4. Mount the cover. (Make sure that the rubber connector is securely pressed into the cover slot.)
5. Tighten the three screws evenly. (The optimum tightening torque for each screw is 0.49 to 0.59 N·m.)



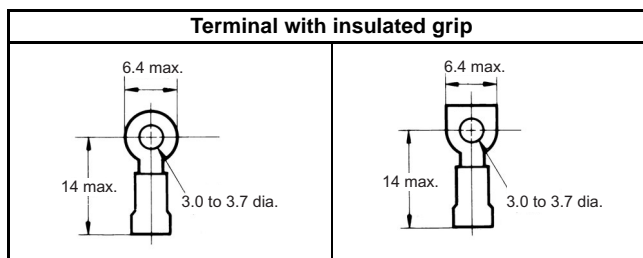
Applicable Lead Wires

Wire name	Applicable wire		
	Number of conductors	Conductor size	Finished outside diameter
Vinyl cabtire cord (VCTF)	2 conductors 3 conductors 4 conductors	0.75 mm ²	Round, 6 to 9 dia.
Vinyl cabtire cable (VCT)	2 conductors	0.75 mm ²	
600-V vinyl-insulated sheath cable (VVF)	2 conductors	1 dia., 1.2 dia., 1.6 dia.	

Note: Do not use wires containing silicone, otherwise a contact failure may result.

Applicable Terminals

The following solderless terminals can be used.
(Do not use fork or any other type of terminals, otherwise an accidental disconnection resulting in a ground fault may result.)

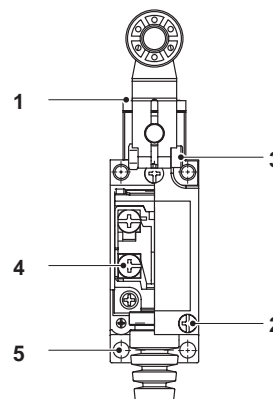


Appropriate Tightening Torque

If screws are too loose, they can lead to an early malfunction of the Switch, so ensure that all screws are tightened using the correct torque.

No.	Type	Appropriate tightening torque
1	Head mounting screw	0.49 to 0.59 N·m
2	Cover mounting screw	0.49 to 0.59 N·m
3	Lever mounting screw	2.45 to 2.94 N·m
4	Terminal screw (M3)	0.49 to 0.59 N·m
5	Switch mounting screw (M4 Allen-head bolt)	2.45 to 2.94 N·m

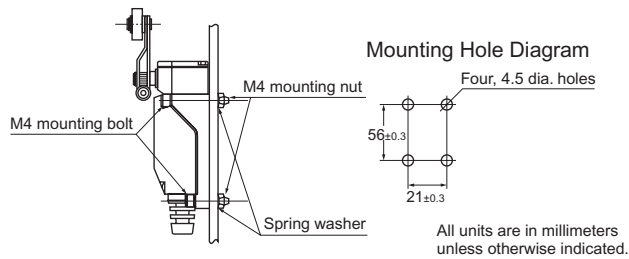
Note: In particular, when changing the direction of the Head, make sure that all screws are tightened again to the correct torque. Be careful not to allow any foreign substance to enter the Switch.



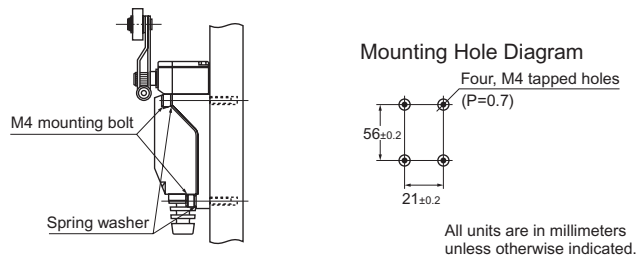
Mounting

1. Front Surface Mounting

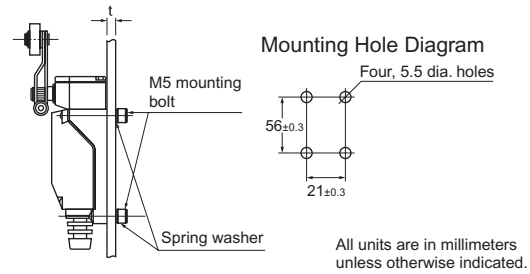
1. Through-hole Panel Mounting



2. Tap Panel Mounting



2. Rear Surface Mounting



Note: The tap screws for the body are M5, P=0.8, with a minimum depth of 7.5 mm. Use bolts with a length of the panel thickness $t + 7$ mm or less.

Others

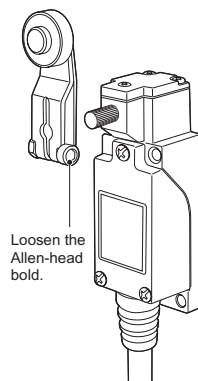
- Do not use the Limit Switch outdoors, otherwise the Limit Switch will be damaged by rust or ozone.
- The Limit Switch is not suitable in places exposed to the spray of rainwater, seawater, or oily water. Contact your OMRON representative if such specifications are required.
- If high-sealing performance is required along with shielded wiring or conduit wiring, use the D4C or WL.

Using the Switch

Changing the Actuator Mounting Position

(D4V-8104Z, D4V-8108Z, D4V-8107Z)

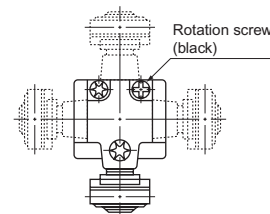
By loosening the Allen-head bolt on the actuator lever, the position of the actuator can be set anywhere within the 360°.



Changing the Head Direction

(D4V-8104Z, D4V-8107Z, D4V-8108Z)

By loosening one screw (black) at a time, the head can be changed at 90° increments in any of the four directions.



Operation

- Operate the coil spring and wire spring models between the tip of the actuator and 1/3 the length of the actuator and parallel to the direction of operation.
- Handling the bottom of the actuator or excessively pushing in the tip may lead to bending damage, deformation, malfunction, and deterioration of service life.
- Contact bouncing, chattering, or telegraphing may occur. Take steps so that incorrect signals are not detected on the circuit side if doing so will cause problems with the application.

Note: Telegraphing refers to the phenomenon of the actuator being used and bouncing back after the operating body has passed, and moving to the operation point on the opposite side, which causes the contact to operate.

Terms and Conditions of Sale

1. **Offer; Acceptance.** These terms and conditions (these "Terms") are deemed part of all quotes, agreements, purchase orders, acknowledgments, price lists, catalogs, manuals, brochures and other documents, whether electronic or in writing, relating to the sale of products or services (collectively, the "Products") by Omron Electronics LLC and its subsidiary companies ("Omron"). Omron objects to any terms or conditions proposed in Buyer's purchase order or other documents which are inconsistent with, or in addition to, these Terms.
2. **Prices; Payment Terms.** All prices stated are current, subject to change without notice by Omron. Omron reserves the right to increase or decrease prices on any unshipped portions of outstanding orders. Payments for Products are due net 30 days unless otherwise stated in the invoice.
3. **Discounts.** Cash discounts, if any, will apply only on the net amount of invoices sent to Buyer after deducting transportation charges, taxes and duties, and will be allowed only if (i) the invoice is paid according to Omron's payment terms and (ii) Buyer has no past due amounts.
4. **Interest.** Omron, at its option, may charge Buyer 1-1/2% interest per month or the maximum legal rate, whichever is less, on any balance not paid within the stated terms.
5. **Orders.** Omron will accept no order less than \$200 net billing.
6. **Governmental Approvals.** Buyer shall be responsible for, and shall bear all costs involved in, obtaining any government approvals required for the importation or sale of the Products.
7. **Taxes.** All taxes, duties and other governmental charges (other than general real property and income taxes), including any interest or penalties thereon, imposed directly or indirectly on Omron or required to be collected directly or indirectly by Omron for the manufacture, production, sale, delivery, importation, consumption or use of the Products sold hereunder (including customs duties and sales, excise, use, turnover and license taxes) shall be charged to and remitted by Buyer to Omron.
8. **Financial.** If the financial position of Buyer at any time becomes unsatisfactory to Omron, Omron reserves the right to stop shipments or require satisfactory security or payment in advance. If Buyer fails to make payment or otherwise comply with these Terms or any related agreement, Omron may (without liability and in addition to other remedies) cancel any unshipped portion of Products sold hereunder and stop any Products in transit until Buyer pays all amounts, including amounts payable hereunder, whether or not then due, which are owing to it by Buyer. Buyer shall in any event remain liable for all unpaid accounts.
9. **Cancellation; Etc.** Orders are not subject to rescheduling or cancellation unless Buyer indemnifies Omron against all related costs or expenses.
10. **Force Majeure.** Omron shall not be liable for any delay or failure in delivery resulting from causes beyond its control, including earthquakes, fires, floods, strikes or other labor disputes, shortage of labor or materials, accidents to machinery, acts of sabotage, riots, delay in or lack of transportation or the requirements of any government authority.
11. **Shipping; Delivery.** Unless otherwise expressly agreed in writing by Omron:
 - a. Shipments shall be by a carrier selected by Omron; Omron will not drop ship except in "break down" situations.
 - b. Such carrier shall act as the agent of Buyer and delivery to such carrier shall constitute delivery to Buyer;
 - c. All sales and shipments of Products shall be FOB shipping point (unless otherwise stated in writing by Omron), at which point title and risk of loss shall pass from Omron to Buyer; provided that Omron shall retain a security interest in the Products until the full purchase price is paid;
 - d. Delivery and shipping dates are estimates only; and
 - e. Omron will package Products as it deems proper for protection against normal handling and extra charges apply to special conditions.
12. **Claims.** Any claim by Buyer against Omron for shortage or damage to the Products occurring before delivery to the carrier must be presented in writing to Omron within 30 days of receipt of shipment and include the original transportation bill signed by the carrier noting that the carrier received the Products from Omron in the condition claimed.
13. **Warranties.** (a) **Exclusive Warranty.** Omron's exclusive warranty is that the Products will be free from defects in materials and workmanship for a period of twelve months from the date of sale by Omron (or such other period expressed in writing by Omron). Omron disclaims all other warranties, express or implied. (b) **Limitations.** OMRON MAKES NO WARRANTY OR REPRESENTATION, EXPRESS OR IMPLIED, ABOUT NON-INFRINGEMENT, MERCHANTABILITY OR FITNESS FOR A PARTICULAR PURPOSE OF THE PRODUCTS. BUYER ACKNOWLEDGES THAT IT ALONE HAS DETERMINED THAT THE PRODUCTS WILL SUITABLY MEET THE REQUIREMENTS OF THEIR INTENDED USE. Omron further disclaims all warranties and responsibility of any type for claims or expenses based on infringement by the Products or otherwise of any intellectual property right. (c) **Buyer Remedy.** Omron's sole obligation hereunder shall be, at Omron's election, to (i) replace (in the form originally shipped with Buyer responsible for labor charges for removal or replacement thereof) the non-complying Product, (ii) repair the non-complying Product, or (iii) repay or credit Buyer an amount equal to the purchase price of the non-complying Product; provided that in no event shall Omron be responsible for warranty, repair, indemnity or any other claims or expenses regarding the Products unless Omron's analysis confirms that the Products were properly handled, stored, installed and maintained and not subject to contamination, abuse, misuse or inappropriate modification. Return of any Products by Buyer must be approved in writing by Omron before shipment. Omron Companies shall not be liable for the suitability or unsuitability or the results from the use of Products in combination with any electrical or electronic components, circuits, system assemblies or any other materials or substances or environments. Any advice, recommendations or information given orally or in writing, are not to be construed as an amendment or addition to the above warranty. See <http://oeweb.omron.com> or contact your Omron representative for published information.
14. **Limitation on Liability; Etc.** OMRON COMPANIES SHALL NOT BE LIABLE FOR SPECIAL, INDIRECT, INCIDENTAL, OR CONSEQUENTIAL DAMAGES, LOSS OF PROFITS OR PRODUCTION OR COMMERCIAL LOSS IN ANY WAY CONNECTED WITH THE PRODUCTS, WHETHER SUCH CLAIM IS BASED IN CONTRACT, WARRANTY, NEGLIGENCE OR STRICT LIABILITY. Further, in no event shall liability of Omron Companies exceed the individual price of the Product on which liability is asserted.
15. **Indemnities.** Buyer shall indemnify and hold harmless Omron Companies and their employees from and against all liabilities, losses, claims, costs and expenses (including attorney's fees and expenses) related to any claim, investigation, litigation or proceeding (whether or not Omron is a party) which arises or is alleged to arise from Buyer's acts or omissions under these Terms or in any way with respect to the Products. Without limiting the foregoing, Buyer (at its own expense) shall indemnify and hold harmless Omron and defend or settle any action brought against such Companies to the extent based on a claim that any Product made to Buyer specifications infringed intellectual property rights of another party.
16. **Property; Confidentiality.** Any intellectual property in the Products is the exclusive property of Omron Companies and Buyer shall not attempt to duplicate it in any way without the written permission of Omron. Notwithstanding any charges to Buyer for engineering or tooling, all engineering and tooling shall remain the exclusive property of Omron. All information and materials supplied by Omron to Buyer relating to the Products are confidential and proprietary, and Buyer shall limit distribution thereof to its trusted employees and strictly prevent disclosure to any third party.
17. **Export Controls.** Buyer shall comply with all applicable laws, regulations and licenses regarding (i) export of products or information; (ii) sale of products to "forbidden" or other proscribed persons; and (iii) disclosure to non-citizens of regulated technology or information.
18. **Miscellaneous.** (a) **Waiver.** No failure or delay by Omron in exercising any right and no course of dealing between Buyer and Omron shall operate as a waiver of rights by Omron. (b) **Assignment.** Buyer may not assign its rights hereunder without Omron's written consent. (c) **Law.** These Terms are governed by the law of the jurisdiction of the home office of the Omron company from which Buyer is purchasing the Products (without regard to conflict of law principles). (d) **Amendment.** These Terms constitute the entire agreement between Buyer and Omron relating to the Products, and no provision may be changed or waived unless in writing signed by the parties. (e) **Severability.** If any provision hereof is rendered ineffective or invalid, such provision shall not invalidate any other provision. (f) **Setoff.** Buyer shall have no right to set off any amounts against the amount owing in respect of this invoice. (g) **Definitions.** As used herein, "including" means "including without limitation"; and "Omron Companies" (or similar words) mean Omron Corporation and any direct or indirect subsidiary or affiliate thereof.

Certain Precautions on Specifications and Use

1. **Suitability of Use.** Omron Companies shall not be responsible for conformity with any standards, codes or regulations which apply to the combination of the Product in the Buyer's application or use of the Product. At Buyer's request, Omron will provide applicable third party certification documents identifying ratings and limitations of use which apply to the Product. This information by itself is not sufficient for a complete determination of the suitability of the Product in combination with the end product, machine, system, or other application or use. Buyer shall be solely responsible for determining appropriateness of the particular Product with respect to Buyer's application, product or system. Buyer shall take application responsibility in all cases but the following is a non-exhaustive list of applications for which particular attention must be given:
 - (i) Outdoor use, uses involving potential chemical contamination or electrical interference, or conditions or uses not described in this document.
 - (ii) Use in consumer products or any use in significant quantities.
 - (iii) Energy control systems, combustion systems, railroad systems, aviation systems, medical equipment, amusement machines, vehicles, safety equipment, and installations subject to separate industry or government regulations.
 - (iv) Systems, machines and equipment that could present a risk to life or property. Please know and observe all prohibitions of use applicable to this Product.
 NEVER USE THE PRODUCT FOR AN APPLICATION INVOLVING SERIOUS RISK TO LIFE OR PROPERTY OR IN LARGE QUANTITIES WITHOUT ENSURING THAT THE SYSTEM AS A WHOLE HAS BEEN DESIGNED TO ADDRESS THE RISKS, AND THAT THE OMRON'S PRODUCT IS PROPERLY RATED AND INSTALLED FOR THE INTENDED USE WITHIN THE OVERALL EQUIPMENT OR SYSTEM.
2. **Programmable Products.** Omron Companies shall not be responsible for the user's programming of a programmable Product, or any consequence thereof.
3. **Performance Data.** Data presented in Omron Company websites, catalogs and other materials is provided as a guide for the user in determining suitability and does not constitute a warranty. It may represent the result of Omron's test conditions, and the user must correlate it to actual application requirements. Actual performance is subject to the Omron's Warranty and Limitations of Liability.
4. **Change in Specifications.** Product specifications and accessories may be changed at any time based on improvements and other reasons. It is our practice to change part numbers when published ratings or features are changed, or when significant construction changes are made. However, some specifications of the Product may be changed without any notice. When in doubt, special part numbers may be assigned to fix or establish key specifications for your application. Please consult with your Omron's representative at any time to confirm actual specifications of purchased Product.
5. **Errors and Omissions.** Information presented by Omron Companies has been checked and is believed to be accurate; however, no responsibility is assumed for clerical, typographical or proofreading errors or omissions.

Complete "Terms and Conditions of Sale" for product purchase and use are on Omron's website at www.omron.com/oei – under the "About Us" tab, in the Legal Matters section.

ALL DIMENSIONS SHOWN ARE IN MILLIMETERS.

To convert millimeters into inches, multiply by 0.03937. To convert grams into ounces, multiply by 0.03527.



OMRON ELECTRONICS LLC

One Commerce Drive
Schaumburg, IL 60173

847-843-7900

For US technical support or other inquiries:

800-556-6766

OMRON CANADA, INC.

885 Milner Avenue
Toronto, Ontario M1B 5V8

416-286-6465

OMRON ON-LINE

Global - <http://www.omron.com>
USA - <http://www.omron.com/oei>
Canada - <http://www.omron.ca>



**Стандарт
Электрон
Связь**

Мы молодая и активно развивающаяся компания в области поставок электронных компонентов. Мы поставляем электронные компоненты отечественного и импортного производства напрямую от производителей и с крупнейших складов мира.

Благодаря сотрудничеству с мировыми поставщиками мы осуществляем комплексные и плановые поставки широчайшего спектра электронных компонентов.

Собственная эффективная логистика и склад в обеспечивает надежную поставку продукции в точно указанные сроки по всей России.

Мы осуществляем техническую поддержку нашим клиентам и предпродажную проверку качества продукции. На все поставляемые продукты мы предоставляем гарантию .

Осуществляем поставки продукции под контролем ВП МО РФ на предприятия военно-промышленного комплекса России , а также работаем в рамках 275 ФЗ с открытием отдельных счетов в уполномоченном банке. Система менеджмента качества компании соответствует требованиям ГОСТ ISO 9001.

Минимальные сроки поставки, гибкие цены, неограниченный ассортимент и индивидуальный подход к клиентам являются основой для выстраивания долгосрочного и эффективного сотрудничества с предприятиями радиоэлектронной промышленности, предприятиями ВПК и научно-исследовательскими институтами России.

С нами вы становитесь еще успешнее!

Наши контакты:

Телефон: +7 812 627 14 35

Электронная почта: sales@st-electron.ru

Адрес: 198099, Санкт-Петербург,
Промышленная ул, дом № 19, литера Н,
помещение 100-Н Офис 331