


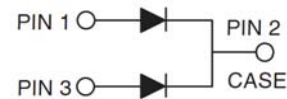
16A, 200V - 600V Switch mode Power Rectifiers

FEATURES

- Ultrafast recovery times
- 175°C operating junction temperature
- Popular TO-220AB Package
- High temperature glass passivated junction
- High voltage capability to 600 volts
- Compliant to RoHS Directive 2011/65/EU and in accordance to WEEE 2002/96/EC
- Halogen-free according to IEC 61249-2-21



TO-220AB



MECHANICAL DATA

Case: TO-220AB

Molding compound, UL flammability classification rating 94V-0

Part no. with suffix "H" means AEC-Q101 qualified

Packing code with suffix "G" means green compound (halogen-free)

Terminal: Matte tin plated leads, solderable per JESD22-B102

Meet JESD 201 class 2 whisker test

Polarity: As marked

Mounting torque: 0.56 Nm max.

Weight: 1.82 g (approximately)

| MAXIMUM RATINGS AND ELECTRICAL CHARACTERISTICS (T _A =25°C unless otherwise noted) | | | | | |
|----------------------------------------------------------------------------------------------|--------------------|-----------------------------------------------------------------|------------|------------|------|
| PARAMETER | SYMBOL | MUR 1620CT | MUR 1640CT | MUR 1660CT | UNIT |
| Maximum repetitive peak reverse voltage | V _{RRM} | 200 | 400 | 600 | V |
| Maximum RMS voltage | V _{RMS} | 140 | 280 | 420 | V |
| Maximum DC blocking voltage | V _{DC} | 200 | 400 | 600 | V |
| Maximum average forward rectified current | I _{F(AV)} | 16 | | | A |
| Peak forward surge current, 8.3 ms single half sine-wave superimposed on rated load | I _{FSM} | 100 | | | A |
| Maximum instantaneous forward voltage @ 8 A (Note 1) | V _F | T _J =25°C 0.975 T _J =150°C 0.895 | 1.3 1.1 | 1.5 1.2 | V |
| Maximum reverse current @ rated V _R | I _R | T _J =25°C 5 T _J =125°C 250 | 10 500 | | μA |
| Maximum reverse recovery time (Note 2) | t _{rr} | 25 | 50 | | ns |
| Typical thermal resistance | R _{θJC} | 3 | 2 | | °C/W |
| Operating junction temperature range | T _J | - 55 to +175 | | | °C |
| Storage temperature range | T _{STG} | - 55 to +175 | | | °C |

Note 1: Pulse test with PW=300μs, 1% duty cycle

Note 2: Test conditions: I_F=0.5A, I_R=1.0A, I_{RR}=0.25A.

| ORDERING INFORMATION | | | | | |
|----------------------|-----------------|--------------|-------------------------|----------|-----------|
| PART NO. | PART NO. SUFFIX | PACKING CODE | PACKING CODE SUFFIX (*) | PACKAGE | PACKING |
| MUR16x0CT (Note 1) | H | C0 | G | TO-220AB | 50 / Tube |

Note 1: "x" defines voltage from 200V (MUR1620CT) to 600V (MUR1660CT)

*: Optional available

| EXAMPLE | | | | | |
|------------------|-----------|-----------------|--------------|---------------------|-----------------------------------|
| EXAMPLE PART NO. | PART NO. | PART NO. SUFFIX | PACKING CODE | PACKING CODE SUFFIX | DESCRIPTION |
| MUR1660CTHC0G | MUR1660CT | H | C0 | G | AEC-Q101 qualified Green compound |

RATINGS AND CHARACTERISTICS CURVES

($T_A=25^{\circ}\text{C}$ unless otherwise noted)

FIG. 1 MAXIMUM FORWARD CURRENT DERATING CURVE

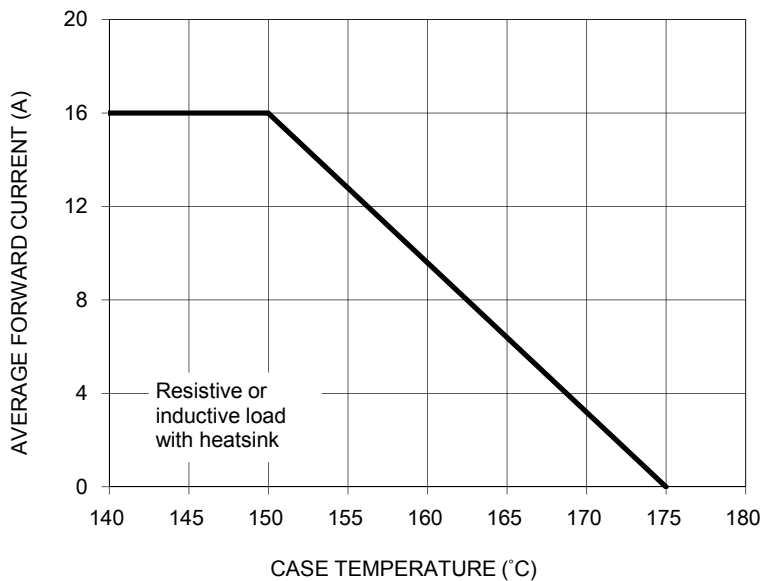


FIG. 2 TYPICAL REVERSE CHARACTERISTICS

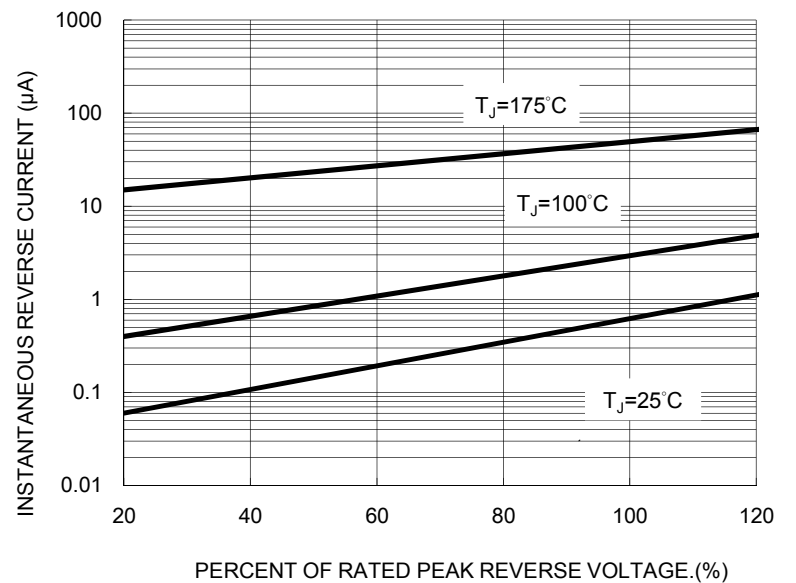


FIG. 3 MAXIMUM NON-REPETITIVE FORWARD SURGE CURRENT

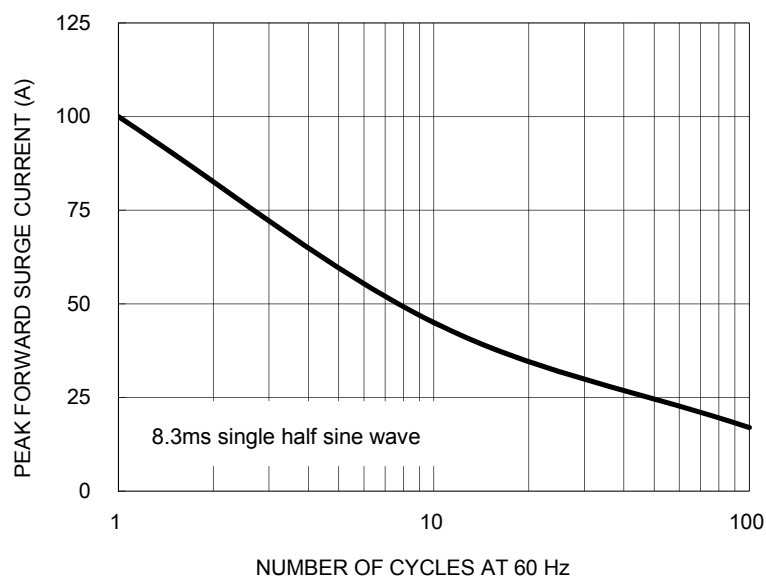


FIG. 4 TYPICAL INSTANTANEOUS FORWARD CHARACTERISTICS

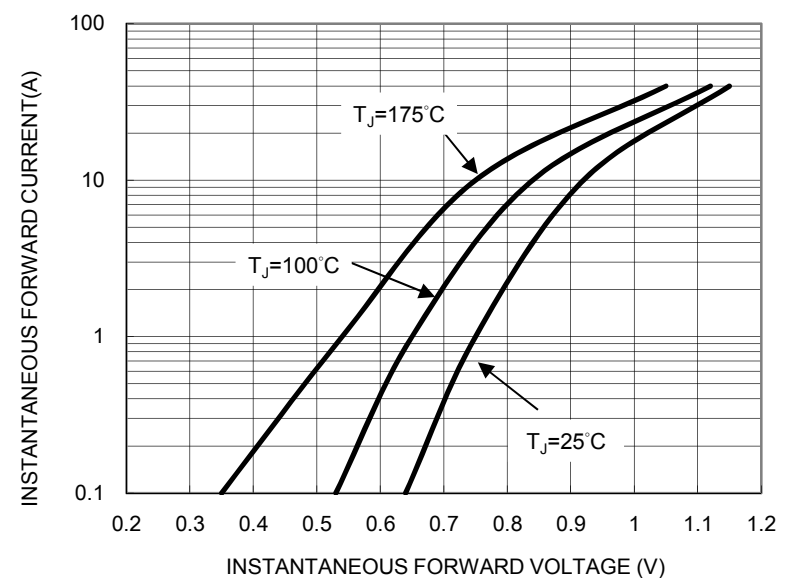


FIG. 5 TYPICAL JUNCTION CAPACITANCE

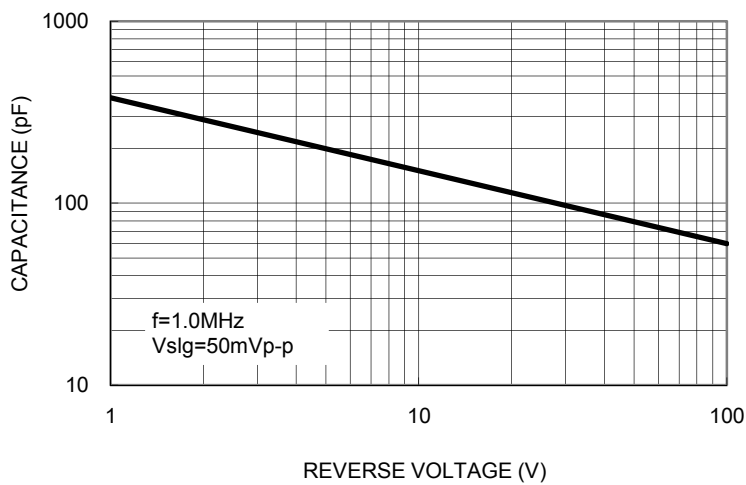
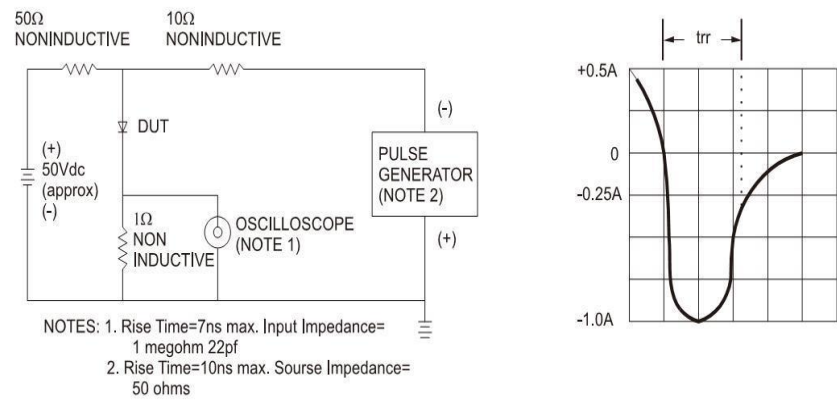
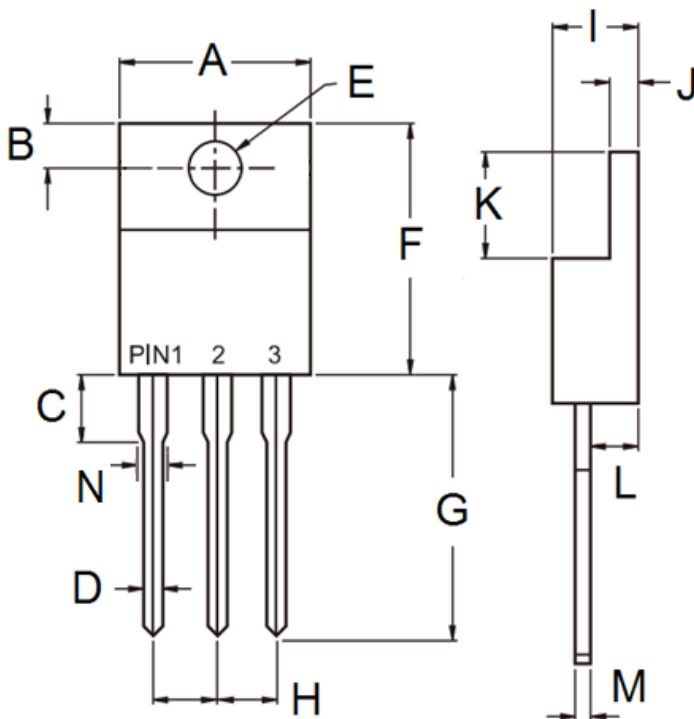


FIG.6 REVERSE RECOVERY TIME CHARACTERISTIC AND TEST CIRCUIT DIAGRAM



PACKAGE OUTLINE DIMENSIONS

TO-220AB



| DIM. | Unit (mm) | | Unit (inch) | |
|------|-----------|-------|-------------|-------|
| | Min | Max | Min | Max |
| A | - | 10.50 | - | 0.413 |
| B | 2.62 | 3.44 | 0.103 | 0.135 |
| C | 2.80 | 4.20 | 0.110 | 0.165 |
| D | 0.68 | 0.94 | 0.027 | 0.037 |
| E | 3.54 | 4.00 | 0.139 | 0.157 |
| F | 14.60 | 16.00 | 0.575 | 0.630 |
| G | 13.19 | 14.79 | 0.519 | 0.582 |
| H | 2.41 | 2.67 | 0.095 | 0.105 |
| I | 4.42 | 4.76 | 0.174 | 0.187 |
| J | 1.14 | 1.40 | 0.045 | 0.055 |
| K | 5.84 | 6.86 | 0.230 | 0.270 |
| L | 2.20 | 2.80 | 0.087 | 0.110 |
| M | 0.35 | 0.64 | 0.014 | 0.025 |
| N | 1.14 | 1.77 | 0.045 | 0.070 |

MARKING DIAGRAM



- P/N = Specific Device Code
- G = Green Compound
- YWW = Date Code
- F = Factory Code

Notice

Specifications of the products displayed herein are subject to change without notice. TSC or anyone on its behalf, assumes no responsibility or liability for any errors or inaccuracies.

Information contained herein is intended to provide a product description only. No license, express or implied, to any intellectual property rights is granted by this document. Except as provided in TSC's terms and conditions of sale for such products, TSC assumes no liability whatsoever, and disclaims any express or implied warranty, relating to sale and/or use of TSC products including liability or warranties relating to fitness for a particular purpose, merchantability, or infringement of any patent, copyright, or other intellectual property right.

The products shown herein are not designed for use in medical, life-saving, or life-sustaining applications. Customers using or selling these products for use in such applications do so at their own risk and agree to fully indemnify TSC for any damages resulting from such improper use or sale.



Стандарт Электрон Связь

Мы молодая и активно развивающаяся компания в области поставок электронных компонентов. Мы поставляем электронные компоненты отечественного и импортного производства напрямую от производителей и с крупнейших складов мира.

Благодаря сотрудничеству с мировыми поставщиками мы осуществляем комплексные и плановые поставки широчайшего спектра электронных компонентов.

Собственная эффективная логистика и склад в обеспечивает надежную поставку продукции в точно указанные сроки по всей России.

Мы осуществляем техническую поддержку нашим клиентам и предпродажную проверку качества продукции. На все поставляемые продукты мы предоставляем гарантию .

Осуществляем поставки продукции под контролем ВП МО РФ на предприятия военно-промышленного комплекса России , а также работаем в рамках 275 ФЗ с открытием отдельных счетов в уполномоченном банке. Система менеджмента качества компании соответствует требованиям ГОСТ ISO 9001.

Минимальные сроки поставки, гибкие цены, неограниченный ассортимент и индивидуальный подход к клиентам являются основой для выстраивания долгосрочного и эффективного сотрудничества с предприятиями радиоэлектронной промышленности, предприятиями ВПК и научно-исследовательскими институтами России.

С нами вы становитесь еще успешнее!

Наши контакты:

Телефон: +7 812 627 14 35

Электронная почта: sales@st-electron.ru

Адрес: 198099, Санкт-Петербург,
Промышленная ул, дом № 19, литера Н,
помещение 100-Н Офис 331