

SLR-342 Series

Features

- Viewing angle 2θ 1/2 : 40°

Color Type: V D Y M

Specifications

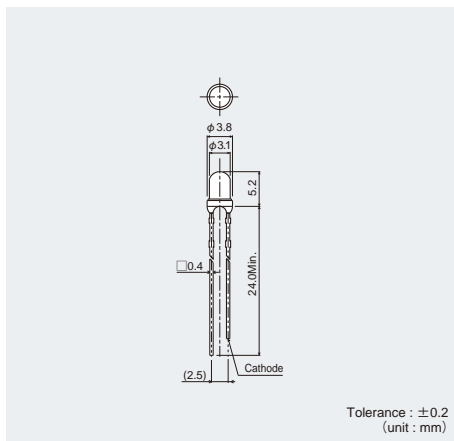
Viewing angle 2θ 1/2 / 40°: Standard

Part No.	Chip Structure	Emitting Color	Absolute Maximum Ratings (Ta=25℃)						Electrical and Optical Characteristics (Ta=25℃)								
			Power Dissipation Pd(mW)	Forward Current If(mA)	Peak Forward Current Ifp(mA)	Reverse Voltage VR(V)	Operating Temperature Topr(℃)	Storage Temperature Tstg(℃)	Forward Voltage VF Typ.(V)	Reverse Current IR Max.(μA)	VR(V)	Dominant Wavelength λ D Typ.(nm)	Luminous Intensity Iv Min.(mcd)	Typ.(mcd)	IR(mA)		
SLR-342VC	GaAsP on GaP	Red							2.0				630		9.0	25	
SLR-342DC		Orange	60	20									605				
SLR-342YC		Yellow							2.1				587		5.6	16	
SLR-342MC	GaP	Yellowish Green	75	25	60*	3	-25 to +85	-30 to +100	10	10	3	572	10	9.0	25	10	
SLR-342VR	Red													630			
SLR-342DU	GaAsP on GaP	Orange	60	20											605		
SLR-342YY		Yellow									587		10				
SLR-342MG	GaP	Yellowish Green	75	25							2.1				572		

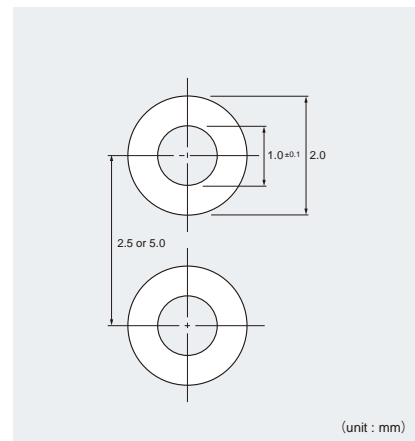
* SLR-342 series are only available as formed lead types. SLR-343 series are recommended for bulk, and straight lead types.

*:Duty1/5, 200Hz

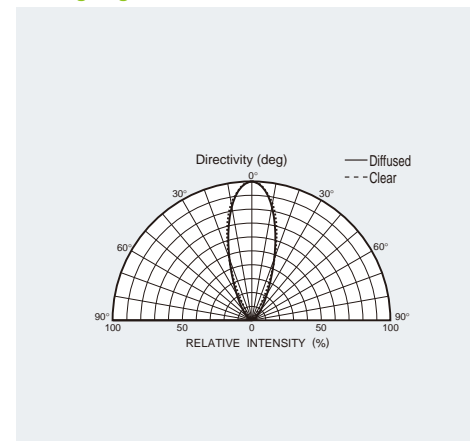
Dimensions



Recommended Solder Pattern

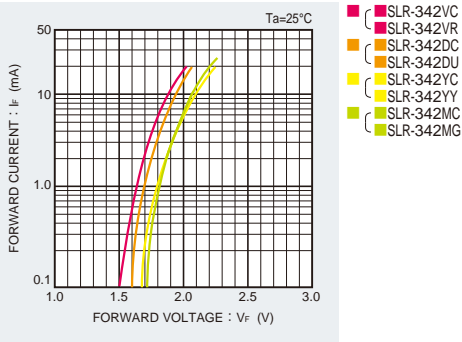


Viewing Angle

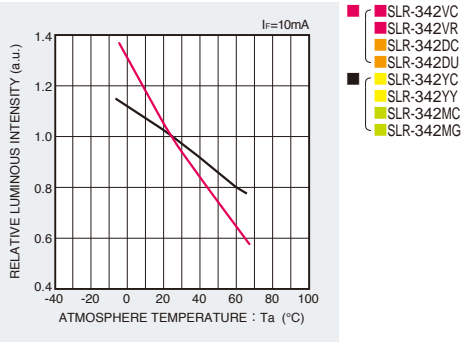


Electrical Characteristics Curves

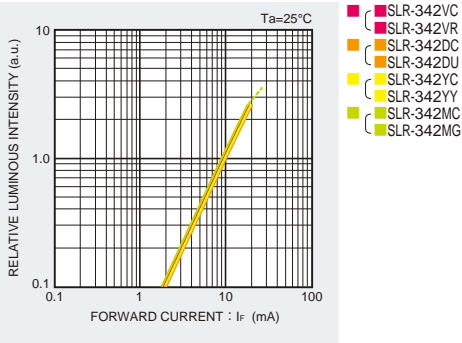
Forward Current-Forward Voltage



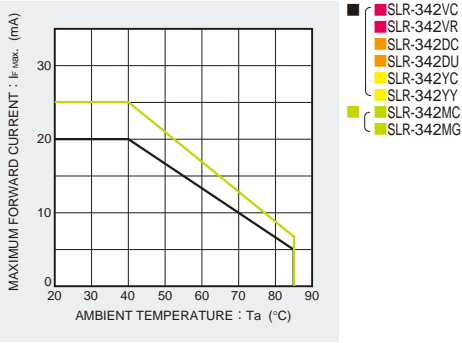
Luminous Intensity-Atmosphere Temperature



Luminous Intensity-Forward Current



Derating



Rank Reference of Brightness

Red (V)

(Ta=25°C, If=10mA)

	Viewing angle (2θ1/2)	Brightness Rank	E	F	G	H	J	K	L	M	N	P	Q	R	S	T	U	V
		Brightness (mcd)	0.40 to 0.63	0.63 to 1.0	1.0 to 1.6	1.6 to 2.5	2.5 to 4.0	4.0 to 6.3	6.3 to 10	10 to 16	16 to 25	25 to 40	40 to 63	63 to 100	100 to 160	160 to 250	250 to 400	400 to 630
φ3	40°	Resin Color																
Circular type		Transparent Colored																
		Diffused Colored																

Orange (D)

(Ta=25°C, If=10mA)

	Viewing angle (2θ1/2)	Brightness Rank	E	F	G	H	J	K	L	M	N	P	Q	R	S	T	U	V
		Brightness (mcd)	0.40 to 0.63	0.63 to 1.0	1.0 to 1.6	1.6 to 2.5	2.5 to 4.0	4.0 to 6.3	6.3 to 10	10 to 16	16 to 25	25 to 40	40 to 63	63 to 100	100 to 160	160 to 250	250 to 400	400 to 630
φ3	40°	Resin Color																
Circular type		Transparent Colored																
		Diffused Colored																

Yellow (Y)

(Ta=25°C, If=10mA)

	Viewing angle (2θ1/2)	Brightness Rank	E	F	G	H	J	K	L	M	N	P	Q	R	S	T	U	V
		Brightness (mcd)	0.40 to 0.63	0.63 to 1.0	1.0 to 1.6	1.6 to 2.5	2.5 to 4.0	4.0 to 6.3	6.3 to 10	10 to 16	16 to 25	25 to 40	40 to 63	63 to 100	100 to 160	160 to 250	250 to 400	400 to 630
φ3	40°	Resin Color																
Circular type		Transparent Colored																
		Diffused Colored																

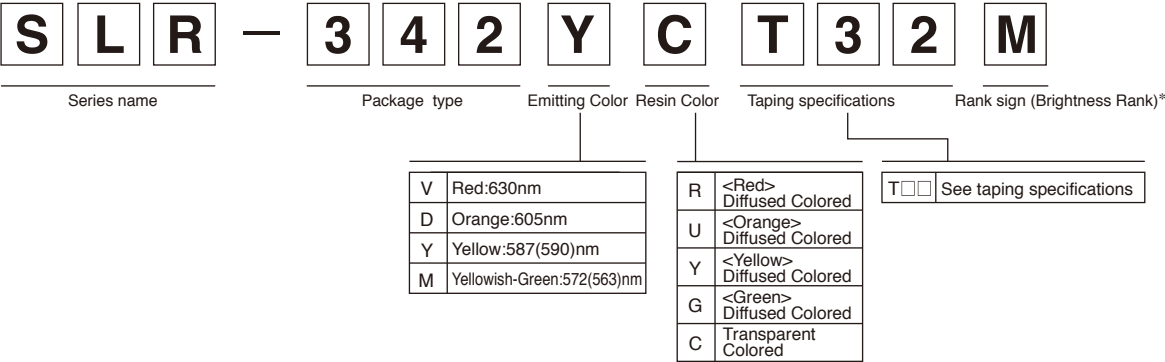
Green (M)

(Ta=25°C, If=10mA)

	Viewing angle (2θ1/2)	Brightness Rank	E	F	G	H	J	K	L	M	N	P	Q	R	S	T	U	V
		Brightness (mcd)	0.40 to 0.63	0.63 to 1.0	1.0 to 1.6	1.6 to 2.5	2.5 to 4.0	4.0 to 6.3	6.3 to 10	10 to 16	16 to 25	25 to 40	40 to 63	63 to 100	100 to 160	160 to 250	250 to 400	400 to 630
φ3	40°	Resin Color																
Circular type		Transparent Colored																
		Diffused Colored																

※Brightness on specification sheet include tolerance of within ± 10%.

Part No. Construction



- * Concerning the Brightness rank
- Please refer to the rank chart above for luminous intensity classification.
 - Part name is individual for each rank.
 - When shipped as sample, the part name will be a representative part name.
- General products are free of ranks. Please contact sales if rank appointment is needed.

Packing Specification

ROHM LED products are being shipped with desiccant (silica gel) concluded in moisture-proof bags.
Pasting the moisture sensitive label on the outer surface of the moisture-proof bags or enclosing the humidity indication card inside the bag is available upon request.
Please contact the nearest sales office or distributor if necessary.

Notes

No copying or reproduction of this document, in part or in whole, is permitted without the consent of ROHM Co.,Ltd.

The content specified herein is subject to change for improvement without notice.

The content specified herein is for the purpose of introducing ROHM's products (hereinafter "Products"). If you wish to use any such Product, please be sure to refer to the specifications, which can be obtained from ROHM upon request.

Examples of application circuits, circuit constants and any other information contained herein illustrate the standard usage and operations of the Products. The peripheral conditions must be taken into account when designing circuits for mass production.

Great care was taken in ensuring the accuracy of the information specified in this document. However, should you incur any damage arising from any inaccuracy or misprint of such information, ROHM shall bear no responsibility for such damage.

The technical information specified herein is intended only to show the typical functions of and examples of application circuits for the Products. ROHM does not grant you, explicitly or implicitly, any license to use or exercise intellectual property or other rights held by ROHM and other parties. ROHM shall bear no responsibility whatsoever for any dispute arising from the use of such technical information.

The Products specified in this document are intended to be used with general-use electronic equipment or devices (such as audio visual equipment, office-automation equipment, communication devices, electronic appliances and amusement devices).

The Products specified in this document are not designed to be radiation tolerant.

While ROHM always makes efforts to enhance the quality and reliability of its Products, a Product may fail or malfunction for a variety of reasons.

Please be sure to implement in your equipment using the Products safety measures to guard against the possibility of physical injury, fire or any other damage caused in the event of the failure of any Product, such as derating, redundancy, fire control and fail-safe designs. ROHM shall bear no responsibility whatsoever for your use of any Product outside of the prescribed scope or not in accordance with the instruction manual.

The Products are not designed or manufactured to be used with any equipment, device or system which requires an extremely high level of reliability the failure or malfunction of which may result in a direct threat to human life or create a risk of human injury (such as a medical instrument, transportation equipment, aerospace machinery, nuclear-reactor controller, fuel-controller or other safety device). ROHM shall bear no responsibility in any way for use of any of the Products for the above special purposes. If a Product is intended to be used for any such special purpose, please contact a ROHM sales representative before purchasing.

If you intend to export or ship overseas any Product or technology specified herein that may be controlled under the Foreign Exchange and the Foreign Trade Law, you will be required to obtain a license or permit under the Law.



Thank you for your accessing to ROHM product informations.
More detail product informations and catalogs are available, please contact us.

ROHM Customer Support System

<http://www.rohm.com/contact/>



**Стандарт
Электрон
Связь**

Мы молодая и активно развивающаяся компания в области поставок электронных компонентов. Мы поставляем электронные компоненты отечественного и импортного производства напрямую от производителей и с крупнейших складов мира.

Благодаря сотрудничеству с мировыми поставщиками мы осуществляем комплексные и плановые поставки широчайшего спектра электронных компонентов.

Собственная эффективная логистика и склад в обеспечивает надежную поставку продукции в точно указанные сроки по всей России.

Мы осуществляем техническую поддержку нашим клиентам и предпродажную проверку качества продукции. На все поставляемые продукты мы предоставляем гарантию .

Осуществляем поставки продукции под контролем ВП МО РФ на предприятия военно-промышленного комплекса России , а также работаем в рамках 275 ФЗ с открытием отдельных счетов в уполномоченном банке. Система менеджмента качества компании соответствует требованиям ГОСТ ISO 9001.

Минимальные сроки поставки, гибкие цены, неограниченный ассортимент и индивидуальный подход к клиентам являются основой для выстраивания долгосрочного и эффективного сотрудничества с предприятиями радиоэлектронной промышленности, предприятиями ВПК и научно-исследовательскими институтами России.

С нами вы становитесь еще успешнее!

Наши контакты:

Телефон: +7 812 627 14 35

Электронная почта: sales@st-electron.ru

Адрес: 198099, Санкт-Петербург,
Промышленная ул, дом № 19, литера Н,
помещение 100-Н Офис 331