KB Indicators

TYPICAL INDICATOR ORDERING EXAMPLE

KB 02 K W01 – 12 – FF

Shapes

Bushing Mounting	
01	Square
02	Round
03	Rectangular
Snap-in Mounting	
04	Square
05	Round
06	Rectangular

Housing

K	Black only

Terminals

W01	Silver Solder Lug*

* Wire harness & cable assemblies offered only in Americas

Lamps

Incandescent Lamp Used with Solid Cap

05	5-volt
12	12-volt

Incandescent or Neon Lamp Used with Insert Cap

05	5-volt
12	12-volt
01	110-volt Neon

Bright LED Used with Cap for LED

Colors		Resistor	
5C	Red	No Code	No Resistor
5D	Amber	05	5-volt
		12	12-volt
5F	Green	24	24-volt

Super Bright LED Used with Cap for LED

6B	White
6F	Green
6G	Blue

Cap Types & Colors

Solid Cap: Lens/Filter Colors

BB	White/White	FB	Green/White
CB	Red/White	FF	Green/Green
CC	Red/Red	GB	Blue/White
EB	Yellow/White	GG	Blue/Blue

Insert Cap: Lens/Filter Colors

JB	Clear/White
JC	Clear/Red
JE	Clear/Yellow
*JF	Clear/Green
*JG	Clear/Blue

* JF & JG not suitable with neon.

LED Cap: Lens/Diffuser Colors

AB	Square Spot Illuminated Black Cap/White Window
JB	Clear/White
JC	Clear/Red
JD	Clear/Amber
JF	Clear/Green

LED Cap: Lens/Diffuser Colors

JB	Clear/White

DESCRIPTION FOR TYPICAL ORDERING EXAMPLE

KB02KW01-12-FF

12-volt Incandescent Lamp
Solid Cap with Green Lens and Green Filter

Black Housing
Round with Bushing Mounting

Silver Solder Lug Terminals

KB Indicators

Complement to KB Pushbuttons

SHAPES & MOUNTING TYPES

Bushing Mounting

01 .551″ (14mm) Square

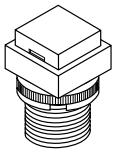

02 .551″ (14mm) Round

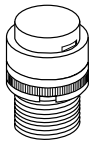

03 .551″ x .728″ (14mm x 18.5mm) Rectangular

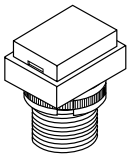

Snap-in Mounting

04 .551″ (14mm) Square

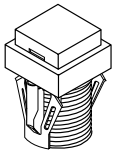

05 .551″ (14mm) Round

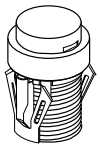

06 .551″ x .728″ (14mm x 18.5mm) Rectangular

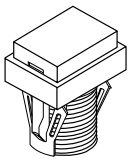

The bezel is an integral part of the indicator body.

Panel Cutouts

Bushing Mounting

Without Keyway

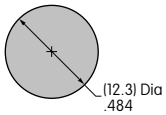

Panel Thickness:
.020″ ~ .315″
(0.5 ~ 8mm)

With Keyway

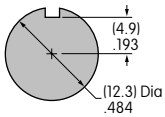

Snap-in Mounting

Panel Thickness:
.039″ ~ .138″
(1.0 ~ 3.5mm)

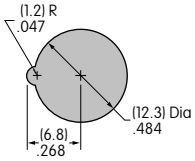

TERMINALS

W01 Silver Solder Lug

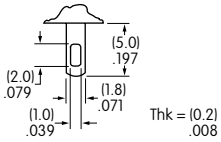

LAMP COLORS & SPECIFICATIONS

The electrical specifications shown are determined at a basic temperature of 25°C.
If the source voltage exceeds the rated voltage,a ballast resistor is required.
The ballast resistor calculation and more lamp detail are shown in the Supplement section.

Incandescent & Neon Lamps

AT611 Incandescent

T-1 Bi-pin

AT615 Neon

		05	12	01
Voltage	V	5V AC	12V AC	110V AC
Current	I	115mA	60mA	1.5mA
Endurance	Hours	7,000 average		10,000

Recommended Resistors for Neon:
33K ohms for 110V AC;
100K ohms for 220V AC

Bright LED without Resistor

AT635

LEDs are colored in OFF state.

T-1½ Bi-pin

Color Codes	Red 5C	Amber 5D	Green 5F	No Code (No Resistor) Red	Amber	Green
Forward Peak Current	I_{FM}			30mA	30mA	30mA
Continuous Forward Current	I_F			20mA	20mA	20mA
Forward Voltage	V_F			1.9V	2.0V	2.1V
Reverse Peak Voltage	V_{RM}			5V	5V	5V
Current Reduction Rate Above 25°C	ΔI_F			0.42mA/°C	0.29mA/°C	0.42mA/°C
Ambient Temperature Range				−25° ~ +50°C		

LAMP COLORS & SPECIFICATIONS

The electrical specifications shown are determined at a basic temperature of 25°C.
If the source voltage exceeds the rated voltage,a ballast resistor is required.
The ballast resistor calculation and more lamp detail are shown in the Supplement section.

Bright LED with Resistor

AT634

LEDs are colored in OFF state.

T-1¼ Bi-pin

	Red	Amber	Green	Resistor Codes		
Color Codes:	5C	5D	5F	05	12	24
Forward Peak Current I_{FM}				—	—	—
Continuous Forward Current I_F				25mA	20mA	10mA
Forward Voltage V_F				5V	12V	24V
Reverse Peak Voltage V_{RM}				4V	8V	16V
Current Reduction Rate Above 25°C ΔI_F				—	—	—
Ambient Temperature Range				−25° ~ +50°C		

AT634
5-volt
2-element
with 1 Resistor

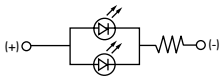

AT634
12-volt
4-element
with 2 Resistors

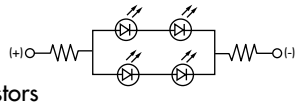

AT634
24-volt
4-element
with 2 Resistors

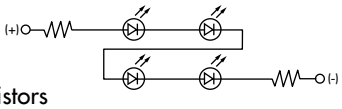

Super Bright Single Element LED

AT625G Blue

AT631B White

AT632F Green

T-1 Bi-pin

ATTENTION ELECTROSTATIC SENSITIVE DEVICES

		6B	6F	6G
	Color	White	Green	Blue
Forward Peak Current	I_{FM}	30mA	30mA	30mA
Continuous Forward Current	I_F	20mA	20mA	20mA
Forward Voltage	V_F	3.6V	3.5V	3.6V
Reverse Peak Voltage	V_{RM}	5V	5V	5V
Current Reduction Rate Above 25°C	ΔI_F	0.50mA/°C	0.50mA/°C	0.50mA/°C
Ambient Temperature Range		−25° ~ +50°C		

CAP TYPES & COLOR COMBINATIONS

Color Codes: **B** White **C** Red **E** Yellow **F** Green **G** Blue **J** Clear

Solid Cap for Incandescent Lamp

Lens/Filter Colors Available:

BB FB
CB FF
CC GB
EB GG

AT485
Square

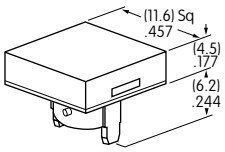

AT486
Round

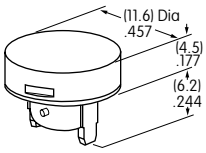

AT4021
Rectangular

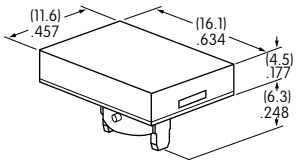

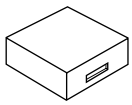

Translucent Colored Lens

Translucent Colored Filter

Lamp AT611

Material: Polycarbonate Finish: Glossy

KB Indicators

Complement to KB Pushbuttons

CAP TYPES & COLOR COMBINATIONS

Color Codes: **A** Black **B** White **C** Red **D** Amber **E** Yellow **F** Green **G** Blue **J** Clear

Insert Cap for Incandescent or Neon Lamp

Lens/Filter Colors Available:

JB **JC** **JE** **JF** **JG**

AT487
Square

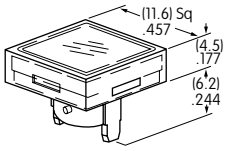

AT488
Round

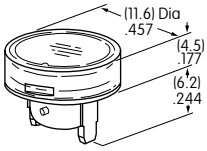

AT4022
Rectangular

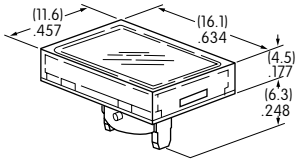

Transparent Clear Lens

Translucent Colored Filter

Lamp AT611

Lamp AT615

JF and JG not suitable with neon lamp.

Material: Polycarbonate Finish: Glossy

Spot Illuminated Cap for Bright LED without Resistor or with Resistor

Cap/Window Colors Available:

AB **Opaque Black Cap with Translucent White Window for Spot Illumination**

AT4051
Square

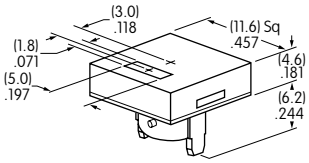

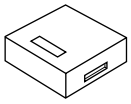

Bright LED
AT635

Bright LED
AT634

Material: Polycarbonate Finish: Matte

Cap for Bright LED without Resistor or LED with Resistor

Lens/Diffuser Colors Available: (AT4133, 4132, 4134 white diffusers; AT4158, 4160, 4159 colored diffusers)

JB **JC** **JD** **JF**

AT4133
Square

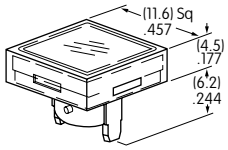

AT4132
Round

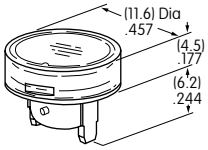

AT4134
Rectangular

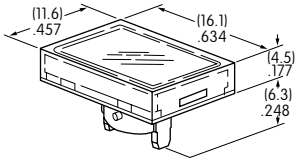

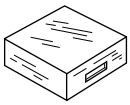

Transparent Clear Lens

AT4158 **AT4160** **AT4159**

Translucent Diffuser

Bright LED
AT635

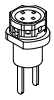

Bright LED
AT634

Material: Polycarbonate Finish: Glossy

KB Indicators

CAP TYPES & COLOR COMBINATIONS

Cap for Super Bright LED

Lens/Diffuser Colors Available:

JB

Clear Lens
White Diffuser

AT4133
Square

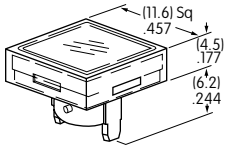

AT4132
Round

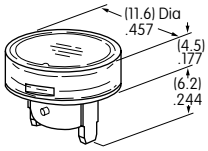

AT4134
Rectangular

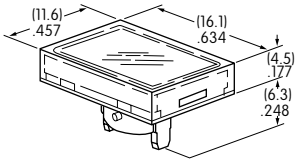

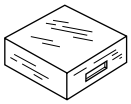

Translucent Clear Lens

Translucent White Diffuser

Super Bright LEDs
AT625, AT631, AT632

Material: Polycarbonate Finish: Glossy

TYPICAL INDICATOR DIMENSIONS

Bushing Mount

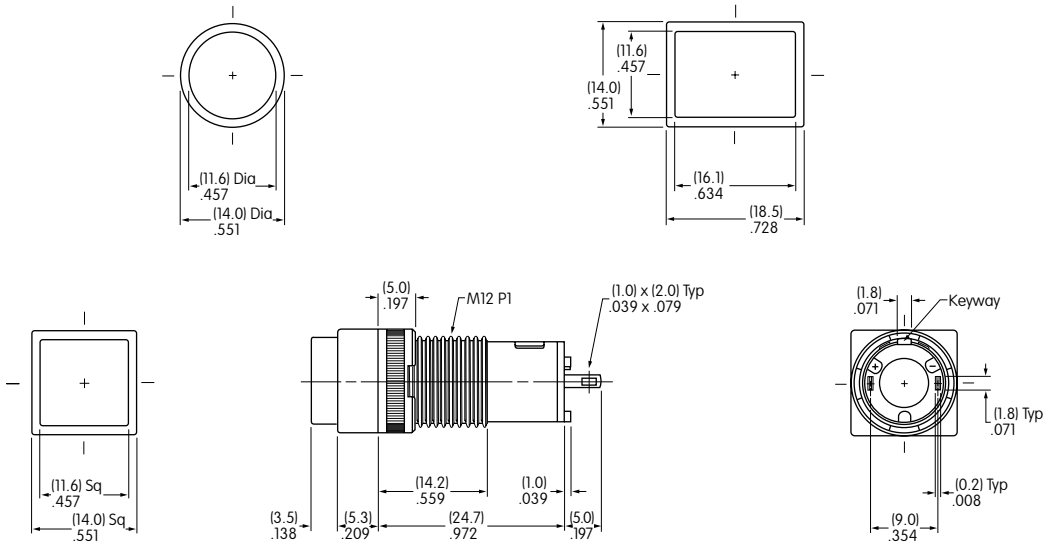

KB01KW01-05-GG

Snap-in Mount

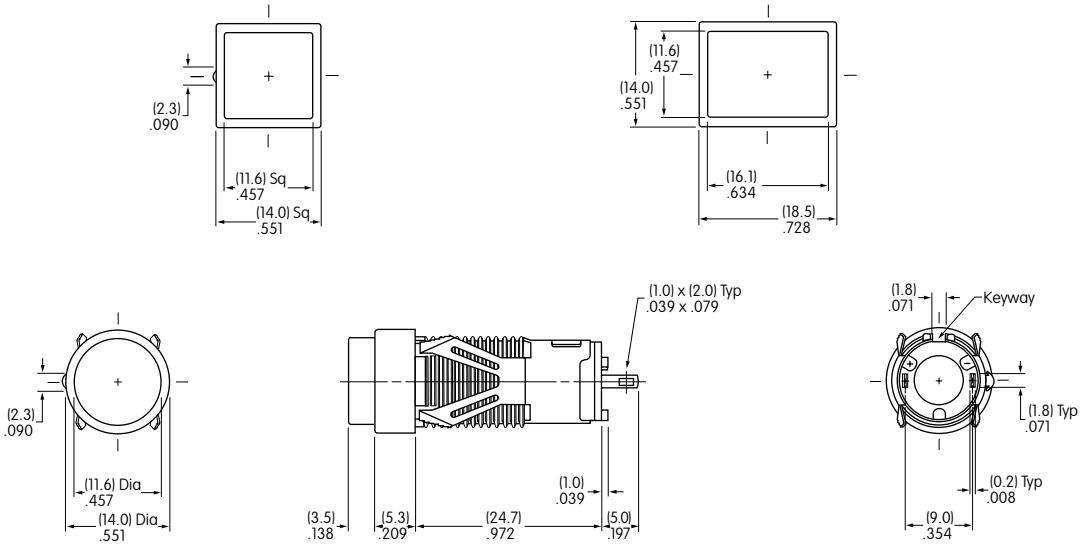

KB05KW01-05-FF

Мы молодая и активно развивающаяся компания в области поставок электронных компонентов. Мы поставляем электронные компоненты отечественного и импортного производства напрямую от производителей и с крупнейших складов мира.

Благодаря сотрудничеству с мировыми поставщиками мы осуществляем комплексные и плановые поставки широчайшего спектра электронных компонентов.

Собственная эффективная логистика и склад в обеспечивает надежную поставку продукции в точно указанные сроки по всей России.

Мы осуществляем техническую поддержку нашим клиентам и предпродажную проверку качества продукции. На все поставляемые продукты мы предоставляем гарантию .

Осуществляем поставки продукции под контролем ВП МО РФ на предприятия военно-промышленного комплекса России , а также работаем в рамках 275 ФЗ с открытием отдельных счетов в уполномоченном банке. Система менеджмента качества компании соответствует требованиям ГОСТ ISO 9001.

Минимальные сроки поставки, гибкие цены, неограниченный ассортимент и индивидуальный подход к клиентам являются основой для выстраивания долгосрочного и эффективного сотрудничества с предприятиями радиоэлектронной промышленности, предприятиями ВПК и научно-исследовательскими институтами России.

С нами вы становитесь еще успешнее!

Наши контакты:

Телефон: +7 812 627 14 35

Электронная почта: sales@st-electron.ru

Адрес: 198099, Санкт-Петербург, Промышленная ул, дом № 19, литера Н, помещение 100-Н Офис 331