


Advantages of the 841 Current Sensing Relay



The 841 Current Sensor Series is a complete current sensing solution in one modular package which mounts directly to a DIN rail. This product allows the user to monitor the current of one circuit (1 to 8 amps) and switch another circuit in case of an over current or under current condition. The built in time delay feature allows the user to accurately switch the output anytime between 0 to 10 seconds after the preset current monitoring condition is violated. Also, the 841 has the capability to extend the sensing range up to 600 A through the use of current transformers.

Solid State Circuitry

Used for Sensing and Timing Control.

Output Terminals

Accepts up to a 14 AWG wire.

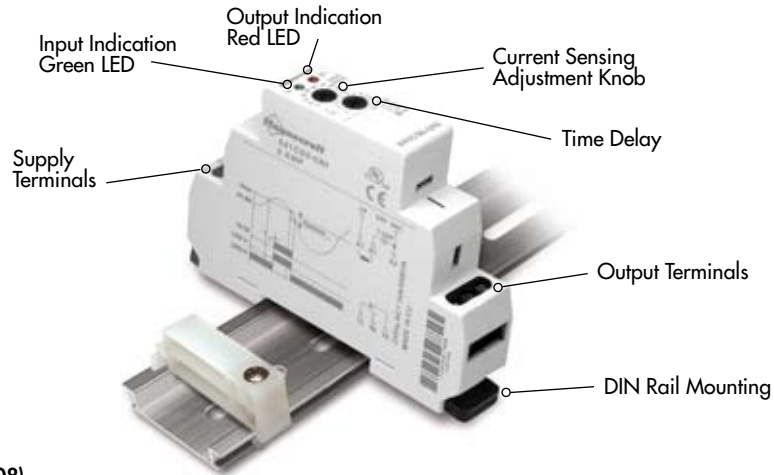


Optional Panel Adapter (16-788C1)

See Section 3 p.18

- The variable trip point feature allows the user to accurately sense over/under loads.
- Offers a “one stop solution” for your power management system.
- Two LED status indicators; indicate status at a glance.
- The Green LED is on when power is applied to the input terminals. The Red LED blinks during time-out, and is ON when the output is generated.
- Color and appearance designed for high visibility in all environments.
- The wide input voltage range of 24 to 240 AC enables the device to work with all popular AC voltages.
- Only 17.5 mm wide making it ideal for tight spaces.
- Engineering availability allows for customized relay solutions.

841 Current Sensing Relay/SPDT 15 Amp Rating



General Specifications (@ 25°C) (UL 508)

| Output Characteristics | | Units | 841CS1-UNI | 841CS2-UNI | 841CS5-UNI | 841CS8-UNI |
|--|---|-----------------------------------|------------------|------------------|------------------|------------------|
| Number and type of Contacts | | | SPDT | SPDT | SPDT | SPDT |
| Contact Material | | | Silver Alloy | Silver Alloy | Silver Alloy | Silver Alloy |
| Current rating | @ 240 VAC, 24 VDC | A | 15 | 15 | 15 | 15 |
| Switching voltage | | V | 240 AC, 50/60 Hz | 240 AC, 50/60 Hz | 240 AC, 50/60 Hz | 240 AC, 50/60 Hz |
| | | V | 24 DC | 24 DC | 24 DC | 24 DC |
| | | HP | 1/2 @ 120VAC | 1/2 @ 120VAC | 1/2 @ 120VAC | 1/2 @ 120VAC |
| | | HP | 1 @ 240 VAC | 1 @ 240 VAC | 1 @ 240 VAC | 1 @ 240 VAC |
| | | Pilot Duty | B300 | B300 | B300 | B300 |
| Minimum Switching Requirement | | mA | 100 | 100 | 100 | 100 |
| Indication | LED | Blinks = Timing On = Energized | Red | Red | Red | Red |
| Input Characteristics | | | | | | |
| Voltage Range | | V | 24...240 AC | 24...240 AC | 24...240 AC | 24...240 AC |
| Maximum consumption | LED | VA | 1.5 | 1.5 | 1.5 | 1.5 |
| Indication | | | Green | Green | Green | Green |
| Sensing Characteristics | | | | | | |
| Sensing Range | | A | 0.1...1 | 0.2...2 | 0.5...5 | 0.8...8 |
| Timing Characteristics | | | | | | |
| Time Scales | | | 1 | 1 | 1 | 1 |
| Time Ranges Available | | sec | 0...10 | 0...10 | 0...10 | 0...10 |
| Tolerance | Mechanical Setting | % | 5 | 5 | 5 | 5 |
| Repeatability | Constant Voltage and Temperature | % | 1 | 1 | 1 | 1 |
| Operate Time | Maximum | ms | 25 | 25 | 25 | 25 |
| Release Time | Maximum | ms | 20 | 20 | 20 | 20 |
| Performance Characteristics | | | | | | |
| Electrical Life | Operations @ Rated Current (Resistive) | | 100,000 | 100,000 | 100,000 | 100,000 |
| Mechanical Life | Unpowered | | 10,000,000 | 10,000,000 | 10,000,000 | 10,000,000 |
| Dielectric strength | Input to Contacts | V | 2500 AC | 2500 AC | 2500 AC | 2500 AC |
| | Between Open Contacts | V | 1000 AC | 1000 AC | 1000 AC | 1000 AC |
| Terminal Wire Capacity | | AWG (mm ²) | 14 (2.1) | 14 (2.1) | 14 (2.1) | 14 (2.1) |
| Terminal Torque (maximum) | | in lb (Nm) | 7.1 (0.8) | 7.1 (0.8) | 7.1 (0.8) | 7.1 (0.8) |
| Environment | | | | | | |
| Product certifications | Standard version | | UL, CE | UL, CE | UL, CE | UL, CE |
| Ambient air temperature around the device | Storage | °C | -30...+70 | -30...+70 | -30...+70 | -30...+70 |
| | Operation | °C | -20...+55 | -20...+55 | -20...+55 | -20...+55 |
| Degree of protection | | | IP 20 | IP 20 | IP 20 | IP 20 |
| Weight | | grams | 60 | 60 | 60 | 60 |



Optional Panel Adapter
(16-788C1)
See Section 3 p.18

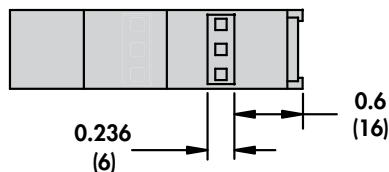
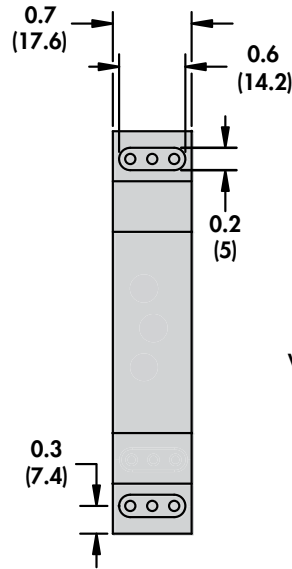
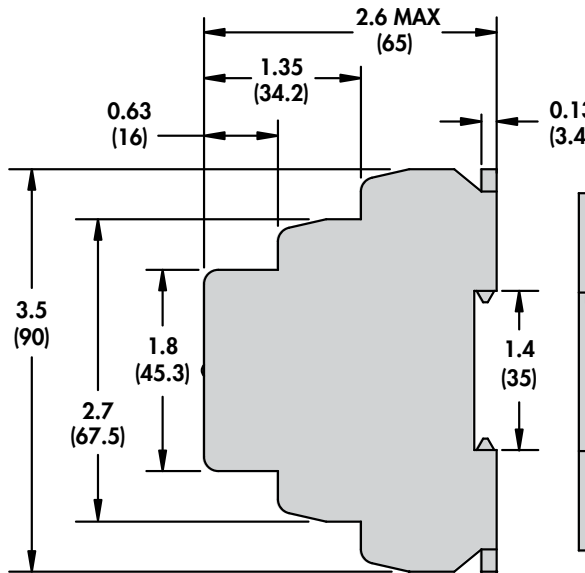
Standard Part Numbers

BOLD-FACED PART NUMBERS ARE NORMALLY STOCKED

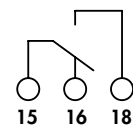
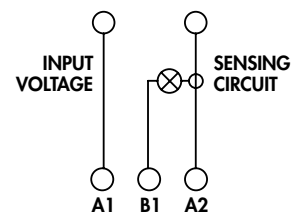
| Part Number | Input Voltage | Timing Range | Sensing Current Range | Contact Configuration | Rated Load Current |
|-------------------|---------------|--------------|-----------------------|-----------------------|--------------------|
| 841CS1-UNI | 24...240 VAC | 0.1s...10s | 0.1...1A | SPDT | 15 Amps |
| 841CS2-UNI | 24...240 VAC | 0.1s...10s | 0.2...2A | SPDT | 15 Amps |
| 841CS5-UNI | 24...240 VAC | 0.1s...10s | 0.5...5A | SPDT | 15 Amps |
| 841CS8-UNI | 24...240 VAC | 0.1s...10s | 0.8...8A | SPDT | 15 Amps |

Part Number Builder

| Series | Relay Style | Sensing Current | - | Input Voltage |
|------------|---------------------|-----------------|---|--------------------|
| 841 = SPDT | CS = Current Sensor | 1 = 0.1...1 Amp | | UNI = 24...240 VAC |
| | | 2 = 0.2...2 Amp | | |
| | | 5 = 0.5...5 Amp | | |
| | | 8 = 0.8...8 Amp | | |



WIRING DIAGRAM



15 - COMMON
16 - NORMALLY CLOSED
18 - NORMALLY OPEN



Стандарт Электрон Связь

Мы молодая и активно развивающаяся компания в области поставок электронных компонентов. Мы поставляем электронные компоненты отечественного и импортного производства напрямую от производителей и с крупнейших складов мира.

Благодаря сотрудничеству с мировыми поставщиками мы осуществляем комплексные и плановые поставки широчайшего спектра электронных компонентов.

Собственная эффективная логистика и склад в обеспечивает надежную поставку продукции в точно указанные сроки по всей России.

Мы осуществляем техническую поддержку нашим клиентам и предпродажную проверку качества продукции. На все поставляемые продукты мы предоставляем гарантию .

Осуществляем поставки продукции под контролем ВП МО РФ на предприятия военно-промышленного комплекса России , а также работаем в рамках 275 ФЗ с открытием отдельных счетов в уполномоченном банке. Система менеджмента качества компании соответствует требованиям ГОСТ ISO 9001.

Минимальные сроки поставки, гибкие цены, неограниченный ассортимент и индивидуальный подход к клиентам являются основой для выстраивания долгосрочного и эффективного сотрудничества с предприятиями радиоэлектронной промышленности, предприятиями ВПК и научно-исследовательскими институтами России.

С нами вы становитесь еще успешнее!

Наши контакты:

Телефон: +7 812 627 14 35

Электронная почта: sales@st-electron.ru

Адрес: 198099, Санкт-Петербург,
Промышленная ул, дом № 19, литера Н,
помещение 100-Н Офис 331