


COMBICON compact Screw Compact Terminal Blocks PT(A) 1,5/... with a 3.5 mm Pitch

The terminal blocks of the new PT series have the proven screw connection and highly flexible conductor protection. The practical and compact outer dimensions and the generous clamping space make them particularly versatile.

With the 3.5 mm pitch, the PT 1,5 is not only available as a PCB terminal block but also as plug-in version. The plugs of the PT 1,5 family can be plugged on the PST 1,0-3,5 pin strip which is also available and reflow-solderable.

The PT 1,5-PH-3,5 can only be plugged in horizontally, but its extremely compact dimensions permit the use of a plug-in solution, even under conditions in which space is critical.

In contrast, the two integrated plug-in directions of the PT 1,5-PVH-3,5 offer maximum flexibility for the end user and reduce inventory and handling by 50 %. In addition, this plug type can also be coded if desired. Customized labeling of all versions is possible.



COMBICON Select

The COMBICON search engine with CAD downloading




COMBICON Select – the printed circuit board connection software supports your workflow from the PCB and housing layout to the ordering process with:

- Systematic and fast selection of products
- Universal Internet aided engineering with extensive CAD downloading
- Easy-to-use e-shopping functions.

<http://select.phoenixcontact.com>

**Printed Circuit
Screw Termination Blocks
PT 1,5/...-3,5-H
3.5 mm Pitch**



Description	No. of pos.	Dim. a [mm]	Type	Order No.	Pcs./Pkt.
Printed circuit screw termination blocks with housing interlocking, 3.5 mm pitch, color: green	2	3.5	PT 1,5/2-3,5-H	19 84 61 7	250
	3	7	PT 1,5/3-3,5-H	19 84 62 0	250
	4	10.5	PT 1,5/4-3,5-H	19 84 63 3	250
	5	14	PT 1,5/5-3,5-H	19 84 64 6	100
	6	17.5	PT 1,5/6-3,5-H	19 84 65 9	100
	7	21	PT 1,5/7-3,5-H	19 84 66 2	100
	8	24.5	PT 1,5/8-3,5-H	19 84 67 5	100
	9	28	PT 1,5/9-3,5-H	19 84 68 8	100
	10	31.5	PT 1,5/10-3,5-H	19 84 69 1	100
	11	35	PT 1,5/11-3,5-H	19 84 70 1	50
	12	38.5	PT 1,5/12-3,5-H	19 84 71 4	50
	13	42	PT 1,5/13-3,5-H	19 84 72 7	50
	14	45.5	PT 1,5/14-3,5-H	19 84 73 0	50
	15	49	PT 1,5/15-3,5-H	19 84 74 3	50
	16	52.5	PT 1,5/16-3,5-H	19 84 75 6	50

(1) Screwdriver



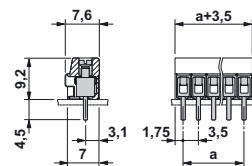
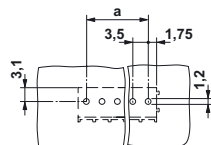
SZS 0,4 x 2,5	12 05 03 7	10
----------------------	-------------------	----

Technical data


Dimensions	
Pitch	[mm]
Hole diameter	[mm]
Pin dimensions	[mm]x[mm]
Technical data in accordance with IEC/ DIN VDE	
Insulating material group	-
Surge voltage category / contamination class	-/-
Rated voltage	[V]
Rated surge voltage	[kV]
Nominal current / cross section	[A]/[mm²]
Maximum load current / cross section	[A]/[mm²]
Connection capacity	
Solid / stranded / conductor sizes	[mm²]/[mm²]/AWG
Stranded with ferrule without / with plastic sleeve	[mm²]
Multiple connection (2 conductors with same cross section)	
Solid / stranded	[mm²]
Stranded with ferrule without plastic sleeve	[mm²]
Stranded with TWIN ferrule with plastic sleeve	[mm²]
Stripping length	[mm]
Internal cylindrical gauge (IEC 60 947-1)	-
Thread	-
Torque	[Nm]
Insulating material	
Inflammability class in acc. with UL 94	
Approval data (UL/CUL and CSA)	
Nominal voltage / current / conductor sizes	UL/CUL: [V]/[A]/AWG CSA: [V]/[A]/AWG

see description		
3.5		
1.2		
Ø 0.9		
	I	
III / 3	III / 2	II / 2
160	200	400
2.5	2.5	2.5
	17.5 / 1.5	
	17.5 / 1.5	
	0.2 - 1.5 / 0.2 - 1.5 / 26 - 16	
	- / 0.75 ¹⁾	
	0.2 - 0.34 / 0.2 - 0.5	
	-	
	-	
	5	
	-	
	M 2	
	0.25	
	PA	
	V0	
	300 / 10 / 26 - 16	
	-	

¹⁾ When using ferrules with a plastic sleeve, 125 V max. can be achieved in connection with surge voltage category / contamination class II/2.



**Printed Circuit
Screw Termination Blocks
PT 1,5/...-3,5-V
3.5 mm Pitch**



Description	No. of pos.	Dim. a [mm]	Type	Order No.	Pcs./Pkt.
Printed circuit screw termination blocks with housing interlocking, 3.5 mm pitch, color: green	2	3.5	PT 1,5/2-3,5-V	19 84 76 9	250
	3	7	PT 1,5/3-3,5-V	19 84 77 2	250
	4	10.5	PT 1,5/4-3,5-V	19 84 78 5	250
	5	14	PT 1,5/5-3,5-V	19 84 79 8	100
	6	17.5	PT 1,5/6-3,5-V	19 84 80 8	100
	7	21	PT 1,5/7-3,5-V	19 84 81 1	100
	8	24.5	PT 1,5/8-3,5-V	19 84 82 4	100
	9	28	PT 1,5/9-3,5-V	19 84 83 7	100
	10	31.5	PT 1,5/10-3,5-V	19 84 84 0	100
	11	35	PT 1,5/11-3,5-V	19 84 85 3	50
	12	38.5	PT 1,5/12-3,5-V	19 84 86 6	50
	13	42	PT 1,5/13-3,5-V	19 84 87 9	50
	14	45.5	PT 1,5/14-3,5-V	19 84 88 2	50
	15	49	PT 1,5/15-3,5-V	19 84 89 5	50
	16	52.5	PT 1,5/16-3,5-V	19 84 90 5	50

(1) Screwdriver



SZS 0,4 x 2,5	12 05 03 7	10
----------------------	-------------------	----

Technical data

Dimensions	
Pitch	[mm]
Hole diameter	[mm]
Pin dimensions	[mm]x[mm]

see description

3.5
1.2
∅ 0.9

Technical data in accordance with IEC/ DIN VDE

Insulating material group	-
Surge voltage category / contamination class	-/-
Rated voltage	[V]
Rated surge voltage	[kV]
Nominal current / cross section	[A]/[mm²]
Maximum load current / cross section	[A]/[mm²]

	I	
III / 3	III / 2	II / 2
160	200	400
2.5	2.5	2.5
	17.5 / 1.5	
	17.5 / 1.5	

Connection capacity

Solid / stranded / conductor sizes	[mm²]/[mm²]/AWG
Stranded with ferrule without / with plastic sleeve	[mm²]

0.2 - 1.5 / 0.2 - 1.5 / 26 - 16
- / 0.75¹⁾

Multiple connection (2 conductors with same cross section)

Solid / stranded	[mm²]
Stranded with ferrule without plastic sleeve	[mm²]
Stranded with TWIN ferrule with plastic sleeve	[mm²]

0.2 - 0.34 / 0.2 - 0.5

Stripping length [mm]

5

Internal cylindrical gauge (IEC 60 947-1)

-

Thread

-

Torque [Nm]

M 2

Insulating material

0.25

Inflammability class in acc. with UL 94

PA

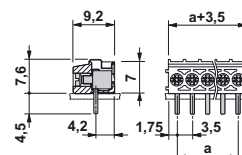
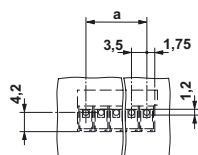
Approval data (UL/CUL and CSA)

V0


Nominal voltage / current / conductor sizes	UL/CUL: [V]/[A]/AWG CSA: [V]/[A]/AWG
---	---

300 / 10 / 26 - 16

¹⁾ When using ferrules with a plastic sleeve, 125 V max. can be achieved in connection with surge voltage category / contamination class II/2.



**Printed Circuit
Screw Termination Blocks
PTA 1,5/...-3,5
3.5 mm Pitch**



Description	No. of pos.	Dim. a [mm]	Type	Order No.	Pcs./Pkt.
Printed circuit screw termination blocks with housing interlocking, 3.5 mm pitch, color: green	2	3.5	PTA 1,5/2-3,5	19 88 95 6	250
	3	7	PTA 1,5/3-3,5	19 88 96 9	250
	4	10.5	PTA 1,5/4-3,5	19 88 97 2	250
	5	14	PTA 1,5/5-3,5	19 88 98 5	100
	6	17.5	PTA 1,5/6-3,5	19 88 99 8	100
	7	21	PTA 1,5/7-3,5	19 89 00 7	100
	8	24.5	PTA 1,5/8-3,5	19 89 01 0	100
	9	28	PTA 1,5/9-3,5	19 89 02 3	100
	10	31.5	PTA 1,5/10-3,5	19 89 03 6	100
	11	35	PTA 1,5/11-3,5	19 89 04 9	50
	12	38.5	PTA 1,5/12-3,5	19 89 05 2	50
	13	42	PTA 1,5/13-3,5	19 89 06 5	50
	14	45.5	PTA 1,5/14-3,5	19 89 07 8	50
	15	49	PTA 1,5/15-3,5	19 89 08 1	50
	16	52.5	PTA 1,5/16-3,5	19 89 09 4	50

(1) Screwdriver



SZS 0,4 x 2,5	12 05 03 7	10
----------------------	-------------------	----

Technical data

Dimensions	
Pitch	[mm]
Hole diameter	[mm]
Pin dimensions	[mm]x[mm]

see description		
		3.5
		1.2
		∅ 0.9

Technical data in accordance with IEC/ DIN VDE

Insulating material group	-
Surge voltage category / contamination class	-/-
Rated voltage	[V]
Rated surge voltage	[kV]
Nominal current / cross section	[A]/[mm²]
Maximum load current / cross section	[A]/[mm²]

	I		
	III / 3	III / 2	II / 2
	160	200	400
	2.5	2.5	2.5
		17.5 / 1.5	
		17.5 / 1.5	

Connection capacity

Solid / stranded / conductor sizes	[mm²]/[mm²]/AWG
Stranded with ferrule without / with plastic sleeve	[mm²]

0.2 - 1.5 / 0.2 - 1.5 / 26 - 16
- / 0.75 ¹⁾

Multiple connection (2 conductors with same cross section)

Solid / stranded	[mm²]
Stranded with ferrule without plastic sleeve	[mm²]
Stranded with TWIN ferrule with plastic sleeve	[mm²]

0.2 - 0.34 / 0.2 - 0.5
-
-

Stripping length

	[mm]
--	------

5

Internal cylindrical gauge (IEC 60 947-1)

	-
--	---

-

Thread

	-
--	---

M 2

Torque

	[Nm]
--	------

0.25

Insulating material

--	--

PA
V0

Approval data (UL/CUL and CSA)

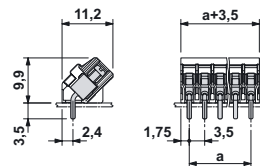
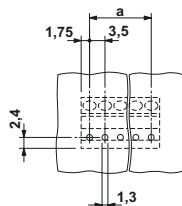
--	--

-
-

Nominal voltage / current / conductor sizes

UL/CUL: [V]/[A]/AWG	
CSA: [V]/[A]/AWG	


¹⁾ When using ferrules with a plastic sleeve, 125 V max. can be achieved in connection with surge voltage category / contamination class II/2.




Pluggable Screw Termination Blocks

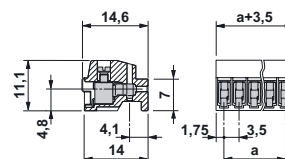
PT 1,5/...-PVH-3,5

3.5 mm Pitch




Description	No. of pos.	Dim. a [mm]	Type	Order No.	Pcs./Pkt.
Printed circuit screw termination blocks with housing interlocking, 3.5 mm pitch, color: green					
	2	3.5	PT 1,5/2-PVH-3,5	19 84 01 5	250
	3	7	PT 1,5/3-PVH-3,5	19 84 02 8	250
	4	10.5	PT 1,5/4-PVH-3,5	19 84 03 1	250
	5	14	PT 1,5/5-PVH-3,5	19 84 04 4	100
	6	17.5	PT 1,5/6-PVH-3,5	19 84 05 7	100
	7	21	PT 1,5/7-PVH-3,5	19 84 06 0	100
	8	24.5	PT 1,5/8-PVH-3,5	19 84 07 3	100
	9	28	PT 1,5/9-PVH-3,5	19 84 08 6	100
	10	31.5	PT 1,5/10-PVH-3,5	19 84 09 9	100
	11	35	PT 1,5/11-PVH-3,5	19 84 10 9	50
	12	38.5	PT 1,5/12-PVH-3,5	19 84 11 2	50
	13	42	PT 1,5/13-PVH-3,5	19 84 12 5	50
	14	45.5	PT 1,5/14-PVH-3,5	19 84 13 8	50
	15	49	PT 1,5/15-PVH-3,5	19 84 14 1	50
	16	52.5	PT 1,5/16-PVH-3,5	19 84 15 4	50
(1) Coding profile , is inserted into the hole on the plug, insulating material: red					
(2) Screwdriver 					
Technical data					
Dimensions					
Pitch		[mm]	see description		
Hole diameter		[mm]	3.5		
Pin dimensions		[mm]x[mm]	dependent on the pin strip used		
Technical data in accordance with IEC/ DIN VDE					
Insulating material group		—	I		
Surge voltage category / contamination class		—/—	III / 3	III / 2	II / 2
Rated voltage		[V]	160	200	400
Rated surge voltage		[kV]	2.5	2.5	2.5
Nominal current / cross section		[A]/[mm²]	8 / 1.5		
Maximum load current / cross section		[A]/[mm²]	8 / 1.5		
Connection capacity					
Solid / stranded / conductor sizes		[mm²]/[mm²]/AWG	0.2 - 1.5 / 0.2 - 1.5 / 26 - 16		
Stranded with ferrule without / with plastic sleeve		[mm²]	— / (0.75 ¹⁾)		
Multiple connection (2 conductors with same cross section)					
Solid / stranded		[mm²]	0.2 - 0.34 / 0.2 - 0.5		
Stranded with ferrule without plastic sleeve		[mm²]	—		
Stranded with TWIN ferrule with plastic sleeve		[mm²]	—		
Stripping length [mm]					
			5		
Internal cylindrical gauge (IEC 60 947-1)					
			—		
Thread					
			M 2		
Torque [Nm]					
			0.25		
Insulating material					
Inflammability class in acc. with UL 94					
			PA		
Approval data (UL/CUL and CSA)					
Inflammability class in acc. with UL 94					
			V0		
Approval data (UL/CUL and CSA)					
Nominal voltage / current / conductor sizes		UL/CUL: [V]/[A]/AWG	300 / 10 / 26 - 16		
		CSA: [V]/[A]/AWG	—		

¹⁾ When using ferrules with a plastic sleeve, 125 V max. can be achieved in connection with surge voltage category / contamination class II/2.



Pluggable Screw Termination Blocks PT 1,5/...-PH-3,5 3.5 mm Pitch



Description	No. of pos.	Dim. a [mm]	Type	Order No.	Pcs./Pkt.
Pluggable screw termination blocks with housing interlocking, 3.5 mm pitch, color: green					
	2	3.5	PT 1,5/2-PH-3,5	19 84 31 6	250
	3	7	PT 1,5/3-PH-3,5	19 84 32 9	250
	4	10.5	PT 1,5/4-PH-3,5	19 84 33 2	250
	5	14	PT 1,5/5-PH-3,5	19 84 34 5	100
	6	17.5	PT 1,5/6-PH-3,5	19 84 35 8	100
	7	21	PT 1,5/7-PH-3,5	19 84 36 1	100
	8	24.5	PT 1,5/8-PH-3,5	19 84 37 4	100
	9	28	PT 1,5/9-PH-3,5	19 84 38 7	100
	10	31.5	PT 1,5/10-PH-3,5	19 84 39 0	100
	11	35	PT 1,5/11-PH-3,5	19 84 40 0	50
	12	38.5	PT 1,5/12-PH-3,5	19 84 41 3	50
	13	42	PT 1,5/13-PH-3,5	19 84 42 6	50
	14	45.5	PT 1,5/14-PH-3,5	19 84 43 9	50
	15	49	PT 1,5/15-PH-3,5	19 84 44 2	50
	16	52.5	PT 1,5/16-PH-3,5	19 84 45 5	50

(1) Screwdriver



SZS 0,4 x 2,5	12 05 03 7	10
---------------	------------	----

Technical data

Dimensions	
Pitch	[mm]
Hole diameter	[mm]
Pin dimensions	[mm]x[mm]
Technical data in accordance with IEC/ DIN VDE	
Insulating material group	-
Surge voltage category / contamination class	-/-
Rated voltage	[V]
Rated surge voltage	[kV]
Nominal current / cross section	[A]/[mm ²]
Maximum load current / cross section	[A]/[mm ²]
Connection capacity	
Solid / stranded / conductor sizes	[mm ²]/[mm ²]/AWG
Stranded with ferrule without / with plastic sleeve	[mm ²]
Multiple connection (2 conductors with same cross section)	
Solid / stranded	[mm ²]
Stranded with ferrule without plastic sleeve	[mm ²]
Stranded with TWIN ferrule with plastic sleeve	[mm ²]
Stripping length	[mm]
Internal cylindrical gauge (IEC 60 947-1)	-
Thread	-
Torque	[Nm]
Insulating material	
Inflammability class in acc. with UL 94	
Approval data (UL/CUL and CSA)	
Nominal voltage / current / conductor sizes	UL/CUL: [V]/[A]/AWG CSA: [V]/[A]/AWG

see description

3.5

dependent on the pin strip used
dependent on the pin strip used

I

III / 3	III / 2	II / 2
160	200	400
2.5	2.5	2.5

8 / 1.5

8 / 1.5

0.2 - 1.5 / 0.2 - 1.5 / 26 - 16
- / 0.75¹⁾

0.2 - 0.34 / 0.2 - 0.5

-

-

5

-

M 2

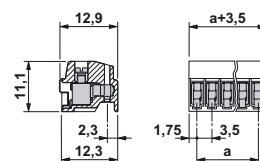
0.25

PA


V0

300 / 10 / 26 - 16

¹⁾ When using ferrules with a plastic sleeve, 125 V max. can be achieved in connection with surge voltage category / contamination class II/2.



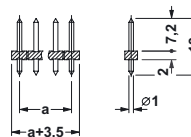
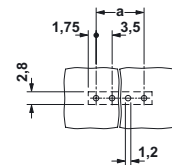
Pin Strips PST 1,0/...-3,5 3.5 mm Pitch



Description	No. of pos.	Dim. a [mm]	Type	Order No.	Pcs./Pkt.
Pin strip, 3.5 mm pitch, color: black					
	2	3.5	PST 1,0/2-3,5	19 45 09 6	50 ¹⁾
	3	7	PST 1,0/3-3,5	19 45 10 6	
	4	10.5	PST 1,0/4-3,5	19 45 11 9	
	5	14	PST 1,0/5-3,5	19 45 12 2	
	6	17.5	PST 1,0/6-3,5	19 45 13 5	
	7	21	PST 1,0/7-3,5	19 45 14 8	
	8	24.5	PST 1,0/8-3,5	19 45 15 1	
	9	28	PST 1,0/9-3,5	19 45 16 4	
	10	31.5	PST 1,0/10-3,5	19 45 17 7	
	11	35	PST 1,0/11-3,5	19 45 18 0	
	12	38.5	PST 1,0/12-3,5	19 45 19 3	
	13	42	PST 1,0/13-3,5	19 45 20 3	
	14	45.5	PST 1,0/14-3,5	19 45 21 6	
	15	49	PST 1,0/15-3,5	19 45 22 9	
	16	52.5	PST 1,0/16-3,5	19 45 23 2	

Technical data		see description		
Dimensions				
Pitch	[mm]		3.5	
Hole diameter	[mm]		1.2	
Pin dimensions	[mm]x[mm]		∅ 1	
Technical data in accordance with IEC/ DIN VDE				
Insulating material group	-		IIIa	
Surge voltage category / contamination class	-/-	III / 3	III / 2	II / 2
Rated voltage	[V]	160	250	250
Rated surge voltage	[kV]	2.5	2.5	2.5
Nominal current / cross section	[A]/[mm ²]		8 ²⁾	
Maximum load current / cross section	[A]/[mm ²]		8 ²⁾	
Insulating material			PA	
Inflammability class in acc. with UL 94			V0	
Approval data (UL/CUL and CSA)				
Nominal voltage / current / conductor sizes	UL/CUL: [V]/[A]/AWG CSA: [V]/[A]/AWG		300 / 10 / --	--

1) Larger packing units are available on request.
2) The maximum current depends on the plug used. The lower value of the two for plug and pin strip is the deciding factor.





Стандарт Электрон Связь

Мы молодая и активно развивающаяся компания в области поставок электронных компонентов. Мы поставляем электронные компоненты отечественного и импортного производства напрямую от производителей и с крупнейших складов мира.

Благодаря сотрудничеству с мировыми поставщиками мы осуществляем комплексные и плановые поставки широчайшего спектра электронных компонентов.

Собственная эффективная логистика и склад в обеспечивает надежную поставку продукции в точно указанные сроки по всей России.

Мы осуществляем техническую поддержку нашим клиентам и предпродажную проверку качества продукции. На все поставляемые продукты мы предоставляем гарантию .

Осуществляем поставки продукции под контролем ВП МО РФ на предприятия военно-промышленного комплекса России , а также работаем в рамках 275 ФЗ с открытием отдельных счетов в уполномоченном банке. Система менеджмента качества компании соответствует требованиям ГОСТ ISO 9001.

Минимальные сроки поставки, гибкие цены, неограниченный ассортимент и индивидуальный подход к клиентам являются основой для выстраивания долгосрочного и эффективного сотрудничества с предприятиями радиоэлектронной промышленности, предприятиями ВПК и научно-исследовательскими институтами России.

С нами вы становитесь еще успешнее!

Наши контакты:

Телефон: +7 812 627 14 35

Электронная почта: sales@st-electron.ru

Адрес: 198099, Санкт-Петербург,
Промышленная ул, дом № 19, литера Н,
помещение 100-Н Офис 331