

PLEASE CHECK WWW.MOLEX.COM FOR LATEST PART INFORMATION

Part Number: **0751179218**
Status: **Active**
Overview: vhdm
Description: 2.00mm (.079") Pitch VHDM® Board-to-Board Stacker Receptacle, Vertical, 8-Row, 200 Circuits, 0.76µm (30µ") Gold (Au)

Documents:

[Drawing \(PDF\)](#) [Product Specification PS-74031-999 \(PDF\)](#)
[Packaging Specification \(PDF\)](#) [RoHS Certificate of Compliance \(PDF\)](#)

General

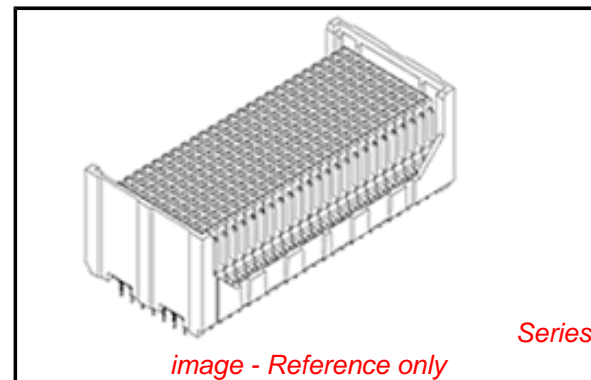
Product Family	Backplane Connectors
Series	75117
Application	Daughtercard
Application Tooling Documents	Tooling Manual
Comments	Stack Height 28mm (1.102"), Lead Free
Component Type	PCB Receptacle
Overview	vhdm
Product Name	VHDM®
Style	N/A

Physical

Circuits (Loaded)	200
Circuits (maximum)	200
Color - Resin	Black
Durability (mating cycles max)	200
First Mate / Last Break	No
Guide to Mating Part	No
Keying to Mating Part	None
Material - Metal	Copper-Nickel-Silicon, High Performance Alloy (HPA)
Material - Resin	High Temperature Thermoplastic
Number of Columns	N/A
Number of Pairs	Open Pin Field
Number of Rows	8
Orientation	Vertical
PC Tail Length (in)	0.112 In
PC Tail Length (mm)	2.85 mm
PCB Locator	No
PCB Retention	None
PCB Thickness Recommended (in)	0.071 In
PCB Thickness Recommended (mm)	1.80 mm
Packaging Type	Tube
Pitch - Mating Interface (in)	0.079 In
Pitch - Mating Interface (mm)	2.00 mm
Pitch - Term. Interface (in)	0.079 In
Pitch - Term. Interface (mm)	2.00 mm
Polarized to PCB	Yes
Stackable	No
Surface Mount Compatible (SMC)	Yes
Temperature Range - Operating	105°C
Termination Interface: Style	Through Hole - Compliant Pin

Electrical

Current - Maximum per Contact	1A
Data Rate	3.125 Gbps



EU RoHS
ELV and RoHS
Compliant
REACH SVHC
Not Reviewed
Halogen-Free
Status
Not Reviewed

China RoHS



Need more information on product environmental compliance?

Email productcompliance@molex.com
 For a multiple part number RoHS Certificate of Compliance, [click here](#)

Please visit the [Contact Us](#) section for any non-product compliance questions.

Search Parts in this Series
 75117Series

Mates With
 74060 VHDM® Board-to-Board Backplane Header

Real Signals (per 25mm)	100
Shielded	No
Voltage - Maximum	120V AC (RMS)/DC

Material Info

Reference - Drawing Numbers

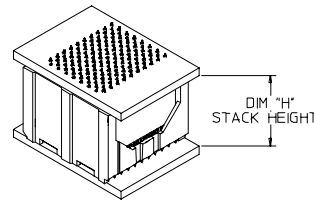
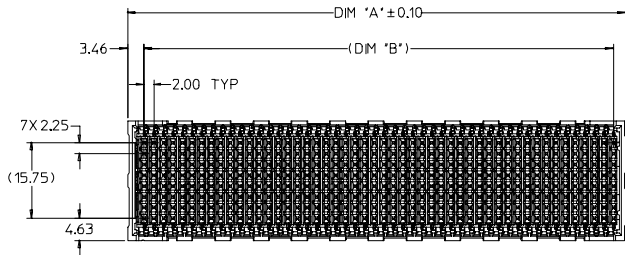
Product Specification	PS-74031-999
Sales Drawing	SD-75117-001

VHDM and Very High Density Metric are trademarks of Amphenol Corporation

This document was generated on 05/28/2010

PLEASE CHECK WWW.MOLEX.COM FOR LATEST PART INFORMATION

20 | 19 | 18 | 17 | 16 | 15 | 14 | 13 | 12 | 11 | 75117 | 9 | 8 | 7 | 6 | 5 | 4 | 3 | 2 | 1

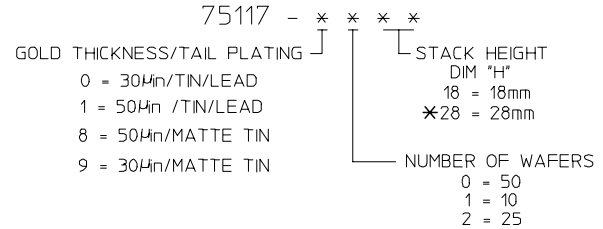


MATED VIEW
10-WAFER CONNECTOR SHOWN

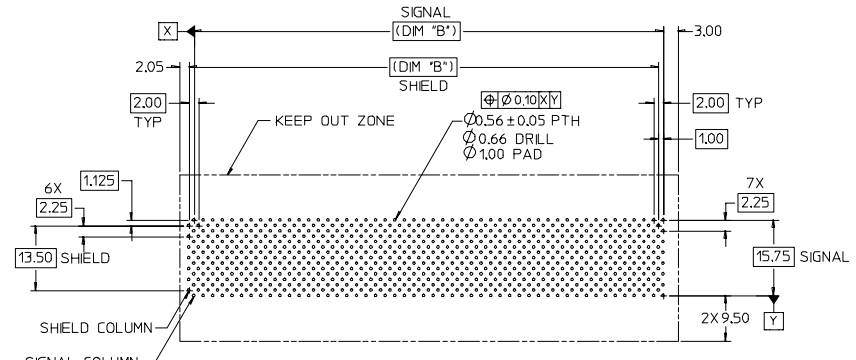
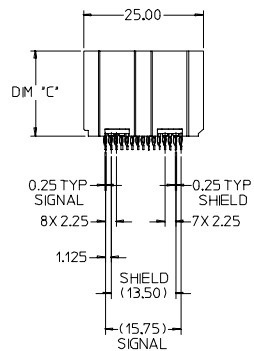
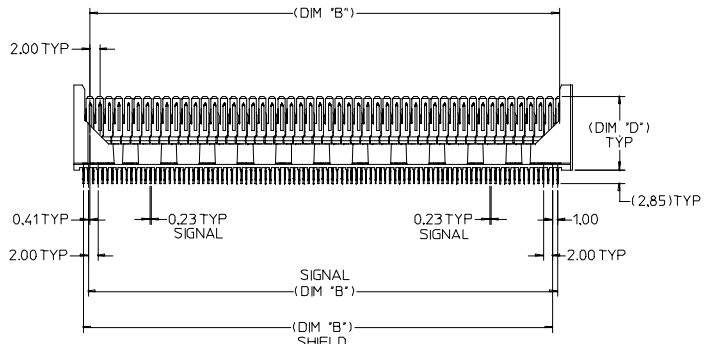
NOTES:

- MATERIALS:
RETAINER HOUSING/WAFER PLASTIC - LIQUID CRYSTAL POLYMER (LCP),
GLASS FILLED, UL94 V-0, COLOR: BLACK (30µin Au) OR GRAY (50µin Au)
TERMINALS - HIGH PERFORMANCE COPPER ALLOY
- FINISHES:
TERMINAL - SELECTIVE GOLD (Au) IN CONTACT AREA, 0.00076mm OR
0.00127mm MIN THICKNESS, SELECTIVE TIN/LEAD (Sn/Pb) OR MATTE TIN (Sn)
ON PCB TAILS,
NICKEL (Ni) UNDERPLATE OVERALL
- PRODUCT SPECIFICATION: PS-74031-999
- PACKAGING SPECIFICATION: PK-70873-0750
- MATES WITH VHDM 8-ROW BACKPLANE HEADER SERIES NO. 74060
- THESE PARTS CONFORM TO MOLEX COSMETIC SPECIFICATION PS-45499-002
CLASS B.

MATERIAL NUMBER ASSIGNMENT



* CONSULT FACTORY FOR AVAILABILITY



PCB LAYOUT: COMPONENT SIDE
RECOMMENDED PCB THICKNESS: 1.80 MM

* CONSULT FACTORY FOR AVAILABILITY

MATERIAL NUMBER	NUMBER OF WAFERS	DIM 'A'	DIM 'B'	DIM 'C'	DIM 'D'	DIM 'H' STACK HEIGHT
*75117-228	25	54.05	48.00	27.74	25.36	28
*75117-x128	10	24.05	18.00			
*75117-x028	50	104.05	98.00			
75117-x218	25	54.05	48.00	17.74	15.36	18
75117-x118	10	24.05	18.00			
75117-x018	50	104.05	98.00			

MODIFIED NOTES EC NO: UCP 2008-0167 DRW:MSANDRE007/07/25 CHKD:JBINGHAM 2007/07/25 APPR:JBINGHAM 2007/07/25 REV: C2	QUALITY SYMBOLS	GENERAL TOLERANCES (UNLESS SPECIFIED)	SCALE 2:1	DESIGN UNITS METRIC	THIRD ANGLE PROJECTION	REVISE ON CAD ONLY
	4 PLACES	± ---	mm	DIMENSION STYLE MM ONLY	TITLE	
	3 PLACES	± ---	INCH	DRAWN BY	DATE	
	2 PLACES	± 0.05		SREED	2003/02/27	
1 PLACE	± 0.10		CHECKED BY	DATE		
		ANGULAR ± 2 °	JBINGHAM	2003/02/27		
		DRAFT WHERE APPLICABLE MUST REMAIN WITHIN DIMENSIONS	APPROVED BY	DATE	MATERIAL NO.	DOCUMENT NO.
			CBIXLER	2003/02/27	SEE CHART	SD-75117-001
			THIS DRAWING CONTAINS INFORMATION THAT IS PROPRIETARY TO MOLEX INCORPORATED AND SHOULD NOT BE USED WITHOUT WRITTEN PERMISSION			

VHDM 8-ROW DAUGHTERCARD
STACKER CONNECTOR
SALES DRAWING

MOLEX INCORPORATED

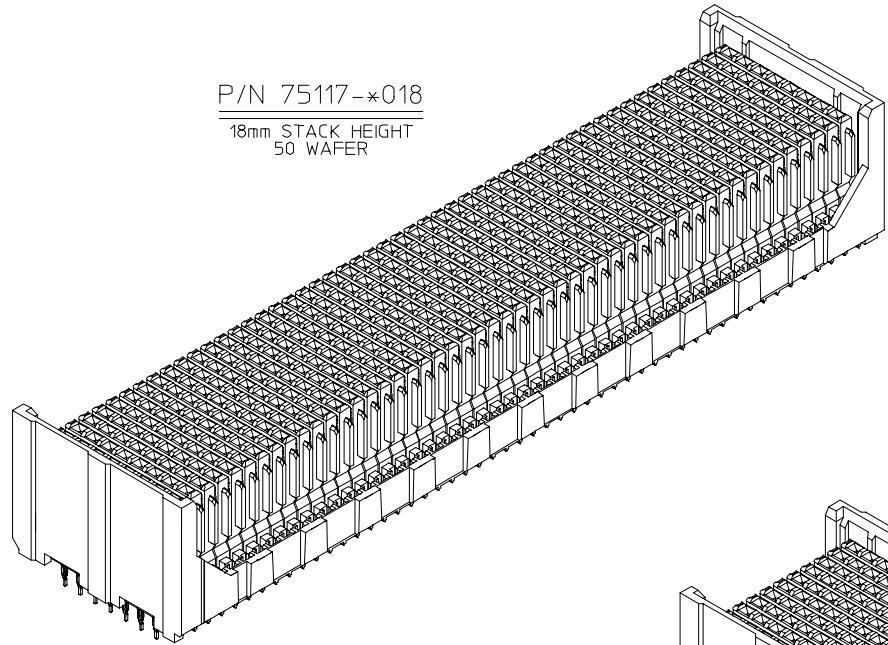
MATERIAL NO. SD-75117-001 DOCUMENT NO. SHEET NO. 1 OF 2

19 | 18 | 17 | 16 | 15 | 14 | 13 | 12 | 11 | 10 | 9 | 8 | 7 | 6 | 5 | 4 | 3 | 2 | 1

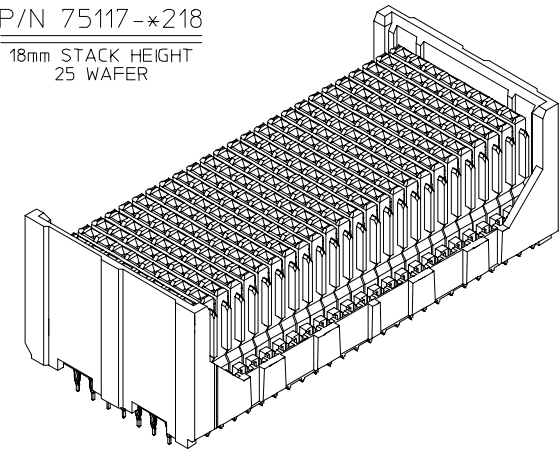
20 19 18 17 16 15 14 13 12 11 10 9 8 7 6 5 4 3 2 1

L
K
J
I
H
G
F
E
D
C
B
A

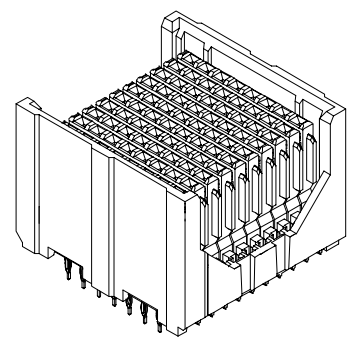
L
K
J
I
H
G
F
E
D
C
B
A



P/N 75117-*018
18mm STACK HEIGHT
50 WAFER



P/N 75117-*218
18mm STACK HEIGHT
25 WAFER



P/N 75117-*118
18mm STACK HEIGHT
10 WAFER

SEE SHEET 1 EC NO: UCP2008-067 DRW:MSANDER007/07/25 CHKD:JBINGHAM 2007/07/25 APPR:JBINGHAM 2007/07/25	QUALITY SYMBOLS	GENERAL TOLERANCES (UNLESS SPECIFIED)	SCALE 4:1	DESIGN UNITS METRIC	THIRD ANGLE PROJECTION	REVISE ON CAD ONLY	
	▽.0	mm INCH	DIMENSION STYLE MM ONLY	TITLE VHDM 8-ROW DAUGHTERCARD STACKER CONNECTOR SALES DRAWING	MOLEX INCORPORATED		
	▽.05	4 PLACES ±.000 ±.000 3 PLACES ±.005 ±.005 2 PLACES ±0.05 ±.005 1 PLACE ±0.10 ±.005	DRAWN BY SREED DATE 2003/02/27	CHECKED BY JBINGHAM DATE 2003/02/27	MATERIAL NO. SEE CHART	DOCUMENT NO. SD-75117-001	SHEET NO. 2 OF 2
	C2	ANGULAR ± 2 ° DRAFT WHERE APPLICABLE MUST REMAIN WITHIN DIMENSIONS	APPROVED BY CBIXLER DATE 2003/02/27	THIS DRAWING CONTAINS INFORMATION THAT IS PROPRIETARY TO MOLEX INCORPORATED AND SHOULD NOT BE USED WITHOUT WRITTEN PERMISSION			

19 18 17 16 15 14 13 12 11 10 9 8 7 6 5 4 3 2 1



**Стандарт
Электрон
Связь**

Мы молодая и активно развивающаяся компания в области поставок электронных компонентов. Мы поставляем электронные компоненты отечественного и импортного производства напрямую от производителей и с крупнейших складов мира.

Благодаря сотрудничеству с мировыми поставщиками мы осуществляем комплексные и плановые поставки широчайшего спектра электронных компонентов.

Собственная эффективная логистика и склад в обеспечивает надежную поставку продукции в точно указанные сроки по всей России.

Мы осуществляем техническую поддержку нашим клиентам и предпродажную проверку качества продукции. На все поставляемые продукты мы предоставляем гарантию .

Осуществляем поставки продукции под контролем ВП МО РФ на предприятия военно-промышленного комплекса России , а также работаем в рамках 275 ФЗ с открытием отдельных счетов в уполномоченном банке. Система менеджмента качества компании соответствует требованиям ГОСТ ISO 9001.

Минимальные сроки поставки, гибкие цены, неограниченный ассортимент и индивидуальный подход к клиентам являются основой для выстраивания долгосрочного и эффективного сотрудничества с предприятиями радиоэлектронной промышленности, предприятиями ВПК и научно-исследовательскими институтами России.

С нами вы становитесь еще успешнее!

Наши контакты:

Телефон: +7 812 627 14 35

Электронная почта: sales@st-electron.ru

Адрес: 198099, Санкт-Петербург,
Промышленная ул, дом № 19, литера Н,
помещение 100-Н Офис 331