

## Features

- Wide terminal type
- Excellent heat dissipation
- High reliability
- Metal alloy plate
- RoHS compliant\* and halogen free\*\*

## Applications

- Current sensing
- Power supplies
- Stepper motor drives
- Input amplifiers

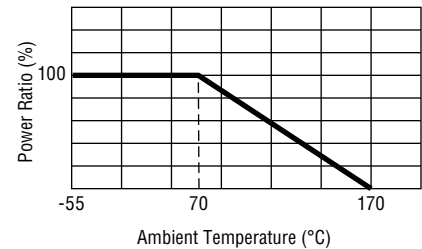
## CRK Series Metal Strip, Wide Terminal Current Sense Resistor

### Electrical Characteristics

Characteristic	Model	
	CRK0612	CRK0815
Power Rating @ 70 °C	1 W	
Resistance Value	1 mΩ, 5 mΩ, 10 mΩ	4 mΩ, 5 mΩ, 10 mΩ
Operation Temperature Range	-55 °C ~ +170 °C	
Temperature Coefficient of Resistance	±50 ppm/°C	
Tolerance	±1 %, 5 %	
Insulation Resistance	Over 100 MΩ	
Maximum Working Voltage (V)	(P*R) <sup>1/2</sup>	

Note: 1 Watts with total solder pad and trace size of 300 mm<sup>2</sup>

### Derating Curve



### Reliability Tests

Test Items	Reference Standard	Condition of Test	Test Limits
Temperature Coefficient of Resistance	IEC60115-1-4.8 JIS-C5201-4.8	+25 °C ~ +125 °C	—
Load Life	IEC60115-1-4.25.1 JIS-C5201-4.25.1	1000 hours at rated power, 70 °C, 1.5 hours "ON", 0.5 hour "OFF"	< ±1 %
Short Time Overload	IEC60115-1-4.13 JIS-C5201-4.13	5 X rated power for 5 s	< ±0.5 %
Moisture no Load	IEC60115-1- 4.24.2.1a) JIS-C5201- 4.24.2.1a)	85 °C, 85 %RH, 1000 hrs	< ±0.5 %
Temperature Cycle	IEC60115-1-4.19 JIS-C5201-4.19	-55 °C & +155 °C, 100 cycle, 15 min per extreme condition	< ±0.5 %
Resistance to Soldering Heat	IEC60115-1-4.18 JIS-C5201-4.18	260 ±5 °C for 10 ±1 sec	< ±0.5 %
Solderability	IEC60115-1-4.17 JIS-C5201-4.17	245 ±5 °C, 2 ±0.5 sec	At least 95 % of surface area of electrode shall be covered with new solder
High Temperature Exposure	IEC60115-1- 4.23.2 JIS-C5201-4.23.2	155 °C, 1000 hrs	< ±0.5 %
Low Temperature Storage	EC60115-1- 4.23.4 JIS-C5201-4.23.4	-55 °C, 1000 hrs	< ±0.5 %
Substrate Bending	IEC60115-1-4.33 JIS-C5201-4.33	Bending width 2 mm	< ±1 %
Insulation Resistance	IEC60115-1-4.6 JIS-C5201-4.6	100 V DC for 1 minute	>100 MΩ



**WARNING Cancer and Reproductive Harm - [www.P65Warnings.ca.gov](http://www.P65Warnings.ca.gov)**

\* RoHS Directive 2002/95/EC Jan. 27, 2003 including annex and RoHS Recast 2011/65/EU June 8, 2011.

\*\* Bourns considers a product to be "halogen free" if (a) the Bromine (Br) content is 900 ppm or less; (b) the Chlorine (Cl) content is 900 ppm or less; and (c) the total Bromine (Br) and Chlorine (Cl) content is 1500 ppm or less.

Specifications are subject to change without notice.

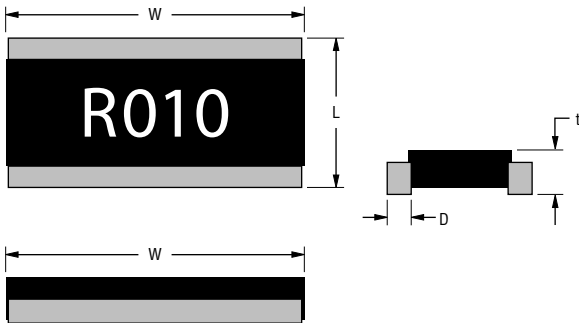
Users should verify actual device performance in their specific applications.

The products described herein and this document are subject to specific legal disclaimers as set forth on the last page of this document, and at [www.bourns.com/docs/legal/disclaimer.pdf](http://www.bourns.com/docs/legal/disclaimer.pdf).

# CRK Series Metal Strip, Wide Terminal Current Sense Resistor



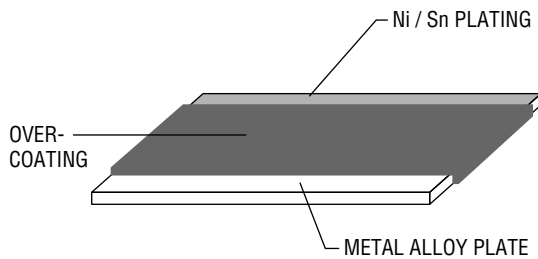
## Product Dimensions



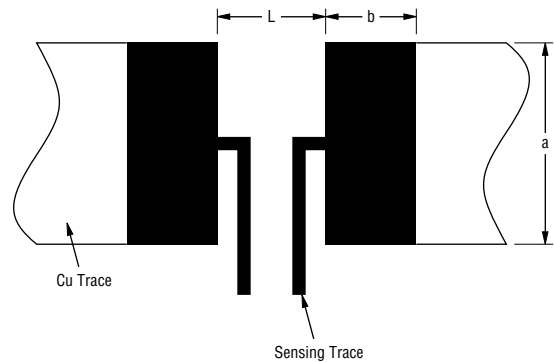
	W	L	D	t
CRK0612	$\frac{3.20 \pm 0.2}{(.126 \pm .008)}$	$\frac{1.70 \pm 0.2}{(.067 \pm .008)}$	$\frac{0.40 \pm 0.2}{(.016 \pm .008)}$	$\frac{0.60 \pm 0.2}{(.027 \pm .008)}$
CRK0815	$\frac{3.75 \pm 0.3}{(.148 \pm .012)}$	$\frac{2.30 \pm 0.2}{(.091 \pm .008)}$	$\frac{0.50 \pm 0.2}{(.020 \pm .008)}$	$\frac{0.70 \pm 0.2}{(.028 \pm .008)}$

DIMENSIONS:  $\frac{\text{MM}}{\text{(INCHES)}}$

## Construction



## Recommended Solder Pad Dimensions



## Environmental Characteristics

Storage Conditions  
 Temperature .....+5 °C ~ +35 °C  
 Humidity .....40 % ~ 75 %  
 Shelf Life.....2 years from manufacturing date  
 Solder Recommendations..... Reflow profile  
 (Solder: Sn96.5 / Ag3 / Cu0.5)  
 Moisture Sensitivity Level..... 1

	a	b	L
CRK0612	$\frac{3.80}{(0.15)}$	$\frac{0.70}{(0.03)}$	$\frac{0.70}{(0.03)}$
CRK0815	$\frac{4.20}{(0.17)}$	$\frac{0.80}{(0.03)}$	$\frac{1.20}{(0.05)}$

DIMENSIONS:  $\frac{\text{MM}}{\text{(INCHES)}}$

## Rated Voltage

The rated voltage is calculated by the following formula:

$$V = \sqrt{P \times R}$$

**V:** Rated Voltage (V)  
**P:** Rated Power (W)  
**R:** Resistance Value ( $\Omega$ )

# CRK Series Metal Strip, Wide Terminal Current Sense Resistor



## Solder Reflow Recommendations



Solder Profile	Lead Free Assembly
Average ramp-up rate (T <sub>smax</sub> to T <sub>p</sub> )	3 °C / second max.
Preheat: - Temperature Min. (T <sub>smin</sub> ) - Temperature Max. (T <sub>smax</sub> ) - Time (T <sub>smin</sub> to T <sub>smax</sub> ) (t <sub>s</sub> )	150 °C 200 °C 60~150 seconds
Time maintained above: - Temperature (T <sub>L</sub> ) - Time (T <sub>L</sub> )	217 °C 60~120 seconds
Peak Temperature (T <sub>p</sub> )	260 °C
Time within +0/-5 °C of actual Peak Temperature (T <sub>p</sub> ) <sup>2</sup>	10 seconds
Ramp-down rate	6 °C / second max.
Time 25 °C to Peak Temperature	8 minutes max.

## How to Order

**CRK 0612 - F Z - R005 E**

Model \_\_\_\_\_  
 CRK = Metal Strip, Wide Terminal Current Sense Resistor

Size \_\_\_\_\_  
 0612 = 0612 Size  
 0815 = 0815 Size

Resistance Tolerance \_\_\_\_\_  
 F = ±1 %  
 J = ±5 %

TCR \_\_\_\_\_  
 Z = ±50 PPM/°C

Resistance Code – (See Standard Resistance Values Table) \_\_\_\_\_  
 “R” (decimal point) followed by three significant digits (example: R004 = 0.0040 ohms)

Packaging \_\_\_\_\_  
 E = Tape and Reel  
 CRK0612: 5,000 pcs. / 7-inch reel;  
 CRK0815: 4,000 pcs. / 7-inch reel

### CRK0612 Resistance Values Available

Code	Resistance Value (milliohms)
R001	1
R005	5
R010	10

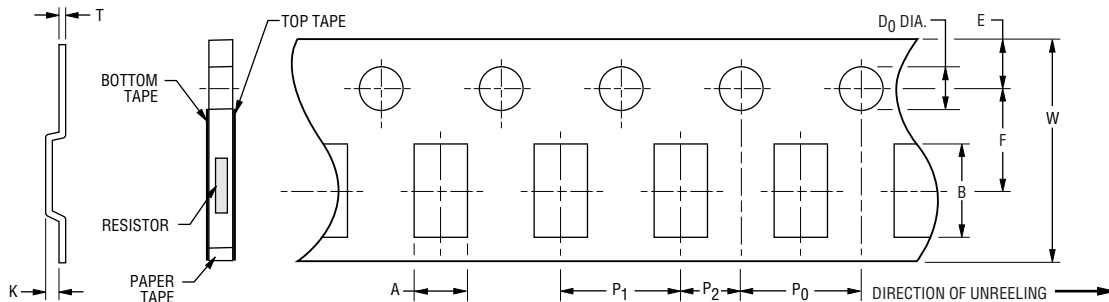
### CRK0815 Resistance Values Available

Code	Resistance Value (milliohms)
R004	4
R005	5
R010	10

# CRK Series Metal Strip, Wide Terminal Current Sense Resistor

**BOURNS®**

## Packaging Dimensions (Conforms to EIA RS-481A)



Model	A	B	W	F	E	P <sub>1</sub>	P <sub>2</sub>	P <sub>0</sub>	D <sub>0</sub>	T	K
CRK0612 (paper tape)	$\frac{2.00 \pm 0.15}{(.079 \pm .006)}$	$\frac{3.60 \pm 0.20}{(.142 \pm .008)}$	$\frac{8.00 \pm 0.20}{(.315 \pm .008)}$	$\frac{3.50 \pm 0.05}{(.138 \pm .002)}$	$\frac{1.75 \pm 0.10}{(.069 \pm .004)}$	$\frac{4.00 \pm 0.10}{(.157 \pm .004)}$	$\frac{2.00 \pm 0.10}{(.079 \pm .004)}$	$\frac{4.00 \pm 0.10}{(.157 \pm .004)}$	$\frac{1.55 \pm 0.10}{(.061 \pm .004)}$	$\frac{0.84 \pm 0.10}{(.033 \pm .004)}$	—
CRK0815 (embossed)	$\frac{2.60 \pm 0.15}{(.102 \pm .006)}$	$\frac{4.50 \pm 0.20}{(.177 \pm .008)}$	$\frac{12.00 \pm 0.20}{(.472 \pm .008)}$	$\frac{5.50 \pm 0.05}{(.217 \pm .002)}$	$\frac{1.75 \pm 0.10}{(.069 \pm .004)}$	$\frac{4.00 \pm 0.10}{(.157 \pm .004)}$	$\frac{2.00 \pm 0.10}{(.079 \pm .004)}$	$\frac{4.00 \pm 0.10}{(.157 \pm .004)}$	$\frac{1.55 \pm 0.10}{(.061 \pm .004)}$	$\frac{0.30 \pm 0.10}{(.012 \pm .004)}$	$\frac{1.10 \pm 0.10}{(.043 \pm .004)}$

DIMENSIONS:  $\frac{\text{MM}}{\text{(INCHES)}}$



**BOURNS®**

Asia-Pacific: Tel: +886-2 2562-4117 • Email: [asiacus@bourns.com](mailto:asiacus@bourns.com)

EMEA: Tel: +36 88 885 877 • Email: [euocus@bourns.com](mailto:euocus@bourns.com)

The Americas: Tel: +1-951 781-5500 • Email: [americus@bourns.com](mailto:americus@bourns.com)

[www.bourns.com](http://www.bourns.com)

## Legal Disclaimer Notice

**BOURNS®**

This legal disclaimer applies to purchasers and users of Bourns® products manufactured by or on behalf of Bourns, Inc. and its affiliates (collectively, “Bourns”).

Unless otherwise expressly indicated in writing, Bourns® products and data sheets relating thereto are subject to change without notice. Users should check for and obtain the latest relevant information and verify that such information is current and complete before placing orders for Bourns® products.

The characteristics and parameters of a Bourns® product set forth in its data sheet are based on laboratory conditions, and statements regarding the suitability of products for certain types of applications are based on Bourns’ knowledge of typical requirements in generic applications. The characteristics and parameters of a Bourns® product in a user application may vary from the data sheet characteristics and parameters due to (i) the combination of the Bourns® product with other components in the user’s application, or (ii) the environment of the user application itself. The characteristics and parameters of a Bourns® product also can and do vary in different applications and actual performance may vary over time. Users should always verify the actual performance of the Bourns® product in their specific devices and applications, and make their own independent judgments regarding the amount of additional test margin to design into their device or application to compensate for differences between laboratory and real world conditions.

Unless Bourns has explicitly designated an individual Bourns® product as meeting the requirements of a particular industry standard (e.g., ISO/TS 16949) or a particular qualification (e.g., UL listed or recognized), Bourns is not responsible for any failure of an individual Bourns® product to meet the requirements of such industry standard or particular qualification. Users of Bourns® products are responsible for ensuring compliance with safety-related requirements and standards applicable to their devices or applications.

Bourns® products are not recommended, authorized or intended for use in nuclear, lifesaving, life-critical or life-sustaining applications, nor in any other applications where failure or malfunction may result in personal injury, death, or severe property or environmental damage. Unless expressly and specifically approved in writing by two authorized Bourns representatives on a case-by-case basis, use of any Bourns® products in such unauthorized applications might not be safe and thus is at the user’s sole risk. Life-critical applications include devices identified by the U.S. Food and Drug Administration as Class III devices and generally equivalent classifications outside of the United States.

Bourns expressly identifies those Bourns® standard products that are suitable for use in automotive applications on such products’ data sheets in the section entitled “Applications.” Unless expressly and specifically approved in writing by two authorized Bourns representatives on a case-by-case basis, use of any other Bourns® standard products in an automotive application might not be safe and thus is not recommended, authorized or intended and is at the user’s sole risk. If Bourns expressly identifies a sub-category of automotive application in the data sheet for its standard products (such as infotainment or lighting), such identification means that Bourns has reviewed its standard product and has determined that if such Bourns® standard product is considered for potential use in automotive applications, it should only be used in such sub-category of automotive applications. Any reference to Bourns® standard product in the data sheet as compliant with the AEC-Q standard or “automotive grade” does not by itself mean that Bourns has approved such product for use in an automotive application.

Bourns® standard products are not tested to comply with United States Federal Aviation Administration standards generally or any other generally equivalent governmental organization standard applicable to products designed or manufactured for use in aircraft or space applications. Bourns expressly identifies Bourns® standard products that are suitable for use in aircraft or space applications on such products’ data sheets in the section entitled “Applications.” Unless expressly and specifically approved in writing by two authorized Bourns representatives on a case-by-case basis, use of any other Bourns® standard product in an aircraft or space application might not be safe and thus is not recommended, authorized or intended and is at the user’s sole risk.

The use and level of testing applicable to Bourns® custom products shall be negotiated on a case-by-case basis by Bourns and the user for which such Bourns® custom products are specially designed. Absent a written agreement between Bourns and the user regarding the use and level of such testing, the above provisions applicable to Bourns® standard products shall also apply to such Bourns® custom products.

Users shall not sell, transfer, export or re-export any Bourns® products or technology for use in activities which involve the design, development, production, use or stockpiling of nuclear, chemical or biological weapons or missiles, nor shall they use Bourns® products or technology in any facility which engages in activities relating to such devices. The foregoing restrictions apply to all uses and applications that violate national or international prohibitions, including embargos or international regulations. Further, Bourns® products and Bourns technology and technical data may not under any circumstance be exported or re-exported to countries subject to international sanctions or embargoes. Bourns® products may not, without prior authorization from Bourns and/or the U.S. Government, be resold, transferred, or re-exported to any party not eligible to receive U.S. commodities, software, and technical data.

To the maximum extent permitted by applicable law, Bourns disclaims (i) any and all liability for special, punitive, consequential, incidental or indirect damages or lost revenues or lost profits, and (ii) any and all implied warranties, including implied warranties of fitness for particular purpose, non-infringement and merchantability.

*For your convenience, copies of this Legal Disclaimer Notice with German, Spanish, Japanese, Traditional Chinese and Simplified Chinese bilingual versions are available at:*

Web Page: <http://www.bourns.com/legal/disclaimers-terms-and-policies>

PDF: <http://www.bourns.com/docs/Legal/disclaimer.pdf>



## Стандарт Электрон Связь

Мы молодая и активно развивающаяся компания в области поставок электронных компонентов. Мы поставляем электронные компоненты отечественного и импортного производства напрямую от производителей и с крупнейших складов мира.

Благодаря сотрудничеству с мировыми поставщиками мы осуществляем комплексные и плановые поставки широчайшего спектра электронных компонентов.

Собственная эффективная логистика и склад в обеспечивает надежную поставку продукции в точно указанные сроки по всей России.

Мы осуществляем техническую поддержку нашим клиентам и предпродажную проверку качества продукции. На все поставляемые продукты мы предоставляем гарантию .

Осуществляем поставки продукции под контролем ВП МО РФ на предприятия военно-промышленного комплекса России , а также работаем в рамках 275 ФЗ с открытием отдельных счетов в уполномоченном банке. Система менеджмента качества компании соответствует требованиям ГОСТ ISO 9001.

Минимальные сроки поставки, гибкие цены, неограниченный ассортимент и индивидуальный подход к клиентам являются основой для выстраивания долгосрочного и эффективного сотрудничества с предприятиями радиоэлектронной промышленности, предприятиями ВПК и научно-исследовательскими институтами России.

С нами вы становитесь еще успешнее!

### Наши контакты:

**Телефон:** +7 812 627 14 35

**Электронная почта:** [sales@st-electron.ru](mailto:sales@st-electron.ru)

**Адрес:** 198099, Санкт-Петербург,  
Промышленная ул, дом № 19, литера Н,  
помещение 100-Н Офис 331