



Eval Kit Manual

AS5247

Socket Board

AS5247-MF_EK_SB

Content Guide

1	Introduction	3
1.1	Kit Content	3
2	Board description	4
3	AS5247-MF_EK_SB Hardware.....	5
3.1	AS5247-MF_EK_SB schematics	5
3.2	AS5247-MF_EK_SB PCB layout	6
4	Ordering & Contact Information	7
5	Copyrights & Disclaimer.....	8
6	Revision Information	9


1 Introduction

The AS5247-MF_EK_SB socket board is used for quick programming of AS5247 magnetic rotary position sensors without soldering due to its ZIF socket.

This board can be used in combination with the USB I&P Box or the SD4Y production programmer.

1.1 Kit Content

Figure 1: Kit content



Pos.	Item	Comment
1	AS5247-MF_EK_SB	Socket board

2 Board description

The PCB offers 2 connecting options: The 5-pin dual-row connector on the left side for connecting to the USB I&P Box and the 10-pin dual-row connector on the right side for connecting to the SD4Y Production Programmer.

A ZIF Open-Top-Socket for MLF packages is mounted in the middle. Pin 1 of the IC is indicated by a small dot on the right bottom corner of the socket or by the label on the PCB.

All passive components needed for proper operation are included on the PCB. Only a power supply mode of 5V is possible.

Figure 2: AS5247 socket board




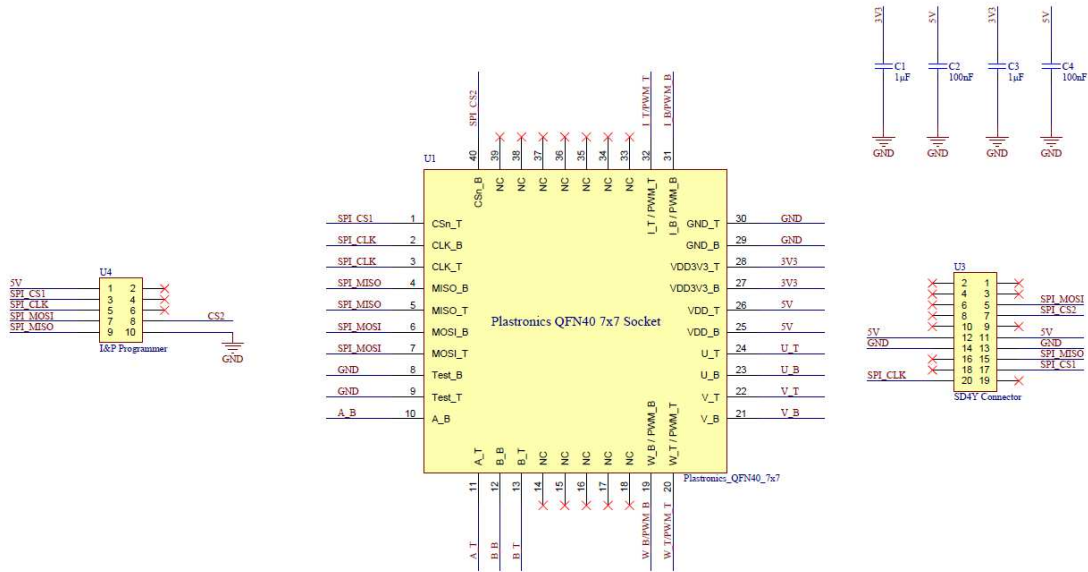
Figure 3: open ZIF socket



3 AS5247-MF_EK_SB Hardware

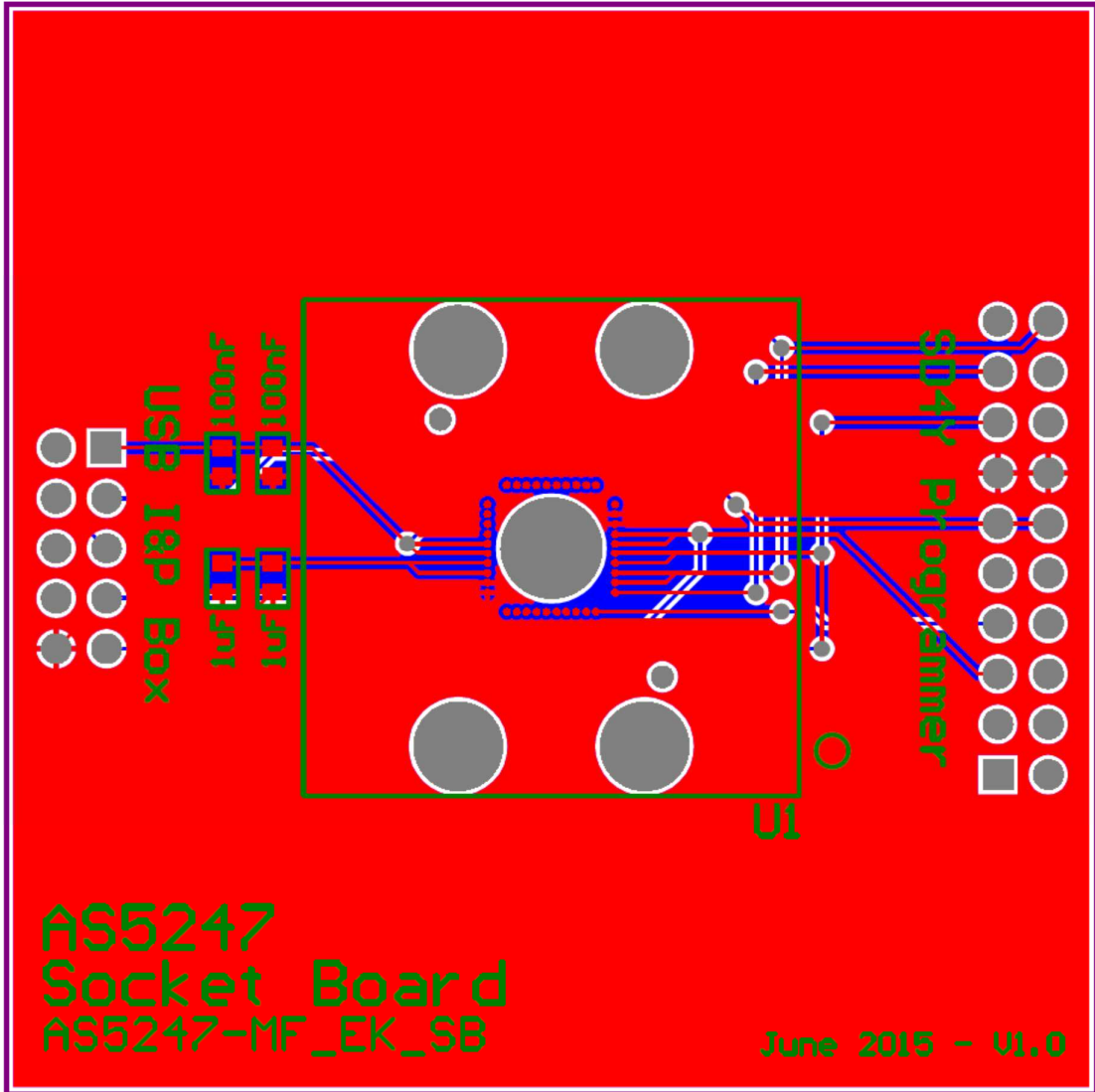
3.1 AS5247-MF_EK_SB schematics

Figure 4: AS5247-MF_EK_SB schematics



3.2 AS5247-MF_EK_SB PCB layout

Figure 5: AS5247-MF_EK_SB PCB layout



4 Ordering & Contact Information

Ordering Code	Description
AS5247-MF_EK_SB	AS5247 Eval Kit Socket Board

Buy our products or get free samples online at:

www.ams.com/ICdirect

Technical Support is available at:

www.ams.com/Technical-Support

Provide feedback about this document at:

www.ams.com/Document-Feedback

For further information and requests, e-mail us at:

ams_sales@ams.com

For sales offices, distributors and representatives, please visit:

www.ams.com/contact

Headquarters

ams AG

Tobelbaderstrasse 30

8141 Unterpremstaetten

Austria, Europe

Tel: +43 (0) 3136 500 0

Website: www.ams.com

5 Copyrights & Disclaimer

Copyright ams AG, Tobelbader Strasse 30, 8141 Unterpremstaetten, Austria-Europe. Trademarks Registered. All rights reserved. The material herein may not be reproduced, adapted, merged, translated, stored, or used without the prior written consent of the copyright owner.

Demo Kits, Evaluation Kits and Reference Designs are provided to recipient on an “as is” basis for demonstration and evaluation purposes only and are not considered to be finished end-products intended and fit for general consumer use, commercial applications and applications with special requirements such as but not limited to medical equipment or automotive applications. Demo Kits, Evaluation Kits and Reference Designs have not been tested for compliance with electromagnetic compatibility (EMC) standards and directives, unless otherwise specified. Demo Kits, Evaluation Kits and Reference Designs shall be used by qualified personnel only.

ams AG reserves the right to change functionality and price of Demo Kits, Evaluation Kits and Reference Designs at any time and without notice.

Any express or implied warranties, including, but not limited to the implied warranties of merchantability and fitness for a particular purpose are disclaimed. Any claims and demands and any direct, indirect, incidental, special, exemplary or consequential damages arising from the inadequacy of the provided Demo Kits, Evaluation Kits and Reference Designs or incurred losses of any kind (e.g. loss of use, data or profits or business interruption however caused) as a consequence of their use are excluded.

ams AG shall not be liable to recipient or any third party for any damages, including but not limited to personal injury, property damage, loss of profits, loss of use, interruption of business or indirect, special, incidental or consequential damages, of any kind, in connection with or arising out of the furnishing, performance or use of the technical data herein. No obligation or liability to recipient or any third party shall arise or flow out of ams AG rendering of technical or other services.

6 Revision Information

Changes from previous version to current revision 1-00 (2015-Aug-28)	Page
Initial version 1-00	

Note: Page numbers for the previous version may differ from page numbers in the current revision.
Correction of typographical errors is not explicitly mentioned.



Стандарт Электрон Связь

Мы молодая и активно развивающаяся компания в области поставок электронных компонентов. Мы поставляем электронные компоненты отечественного и импортного производства напрямую от производителей и с крупнейших складов мира.

Благодаря сотрудничеству с мировыми поставщиками мы осуществляем комплексные и плановые поставки широчайшего спектра электронных компонентов.

Собственная эффективная логистика и склад в обеспечивает надежную поставку продукции в точно указанные сроки по всей России.

Мы осуществляем техническую поддержку нашим клиентам и предпродажную проверку качества продукции. На все поставляемые продукты мы предоставляем гарантию .

Осуществляем поставки продукции под контролем ВП МО РФ на предприятия военно-промышленного комплекса России , а также работаем в рамках 275 ФЗ с открытием отдельных счетов в уполномоченном банке. Система менеджмента качества компании соответствует требованиям ГОСТ ISO 9001.

Минимальные сроки поставки, гибкие цены, неограниченный ассортимент и индивидуальный подход к клиентам являются основой для выстраивания долгосрочного и эффективного сотрудничества с предприятиями радиоэлектронной промышленности, предприятиями ВПК и научно-исследовательскими институтами России.

С нами вы становитесь еще успешнее!

Наши контакты:

Телефон: +7 812 627 14 35

Электронная почта: sales@st-electron.ru

Адрес: 198099, Санкт-Петербург,
Промышленная ул, дом № 19, литера Н,
помещение 100-Н Офис 331