

Features

- **Global certificates**
- Universal AC input / Full range
- 2 pole AC inlet IEC320-C8, Class II power unit
- No load power consumption < 0.075W
- **Energy efficiency Level VI**
- Comply with EISA 2007/DoE, NRCAN, Korea K-MEPS, AU/NZ MEPS, EU ErP and CoC Version 5
- Protections: Short circuit / Overload / Over voltage
- Fully enclosed plastic case
- Pass LPS
- -30~+70°C wide range working temperature
- LED indicator for power on
- Various DC plug quick adapter accessory available (Plug kit sold separately, please refer to : https://www.meanwell.com/upload/pdf/DC_plug.pdf)
- 3 years warranty

Applications

- Consumer electronic devices
- Telecommunication devices
- Office facilities
- Industrial equipments

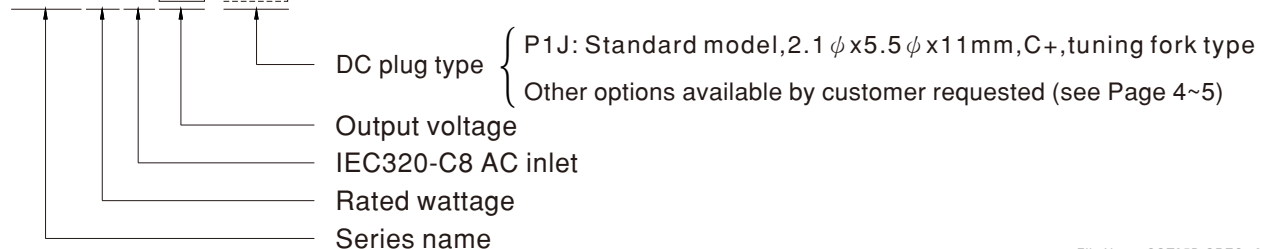
Description

GST25B is a highly reliable, 25W desktop style single-output green adaptor series. This product is a class II power unit (no FG), equipped with a standard IEC320-C8 AC inlet and adopting the input range from 85VAC to 264VAC. The entire series supplies different models with output voltages ranging between 5VDC and 48VDC that can satisfy the demands for various types of consumer electronic devices.

With the efficiency up to 89% and the extremely low no-load power consumption below 0.075W, GST25B is compliant with USA EISA 2007/DoE, Canada NRCAN, Australia and New Zealand MEPS, Korea K-MEPS, EU ErP, and Code of Conduct (CoC) Version 5. The supreme feature allows the adaptor to save the energy when it is either under the operating mode or the standby mode. The entire series utilizes the 94V-0 flame retardant plastic case, providing the double insulation that effectively prevents electrical shock. GST25B is certified for the international safety regulations.

Model Encoding

GST 25 B 05 - P1J

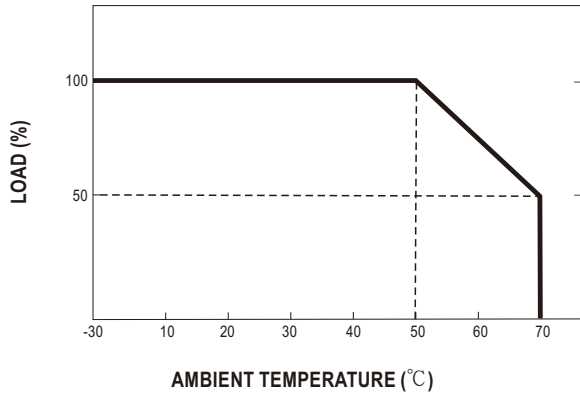




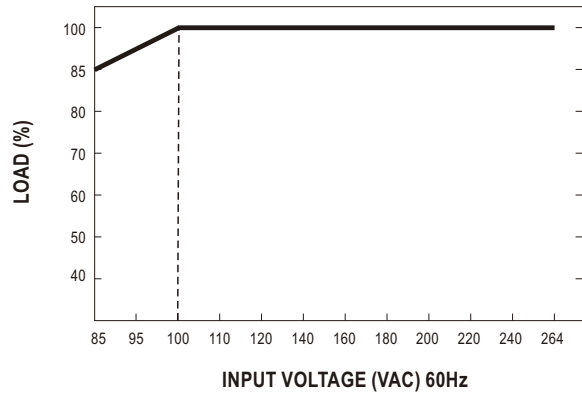
SPECIFICATION

| ORDER NO. | | GST25B05-P1J | GST25B07-P1J | GST25B09-P1J | GST25B12-P1J | GST25B15-P1J | GST25B18-P1J | GST25B24-P1J | GST25B28-P1J | GST25B48-P1J | | |
|----------------------------------|--|---|--|----------------|--------------|--------------|--------------|--------------|--|--|--|--|
| OUTPUT | SAFETY MODEL NO. | GST25B05 | GST25B07 | GST25B09 | GST25B12 | GST25B15 | GST25B18 | GST25B24 | GST25B28 | GST25B48 | | |
| | DC VOLTAGE <small>Note.2</small> | 5V | 7.5V | 9V | 12V | 15V | 18V | 24V | 28V | 48V | | |
| | RATED CURRENT | 4.0A | 2.93A | 2.55A | 2.08A | 1.66A | 1.38A | 1.04A | 0.89A | 0.52A | | |
| | CURRENT RANGE | 0 ~ 4.0A | 0 ~ 2.93A | 0 ~ 2.55A | 0 ~ 2.08A | 0 ~ 1.66A | 0 ~ 1.38A | 0 ~ 1.04A | 0 ~ 0.89A | 0 ~ 0.52A | | |
| | RATED POWER (max.) | 20W | 22W | 23W | 25W | 25W | 25W | 25W | 25W | 25W | | |
| | RIPPLE & NOISE (max.) <small>Note.3</small> | 80mVp-p | 80mVp-p | 80mVp-p | 80mVp-p | 100mVp-p | 100mVp-p | 150mVp-p | 150mVp-p | 150mVp-p | | |
| | VOLTAGE TOLERANCE <small>Note.4</small> | ±5.0% | ±5.0% | ±5.0% | ±3.0% | ±3.0% | ±3.0% | ±2.0% | ±2.0% | ±2.0% | | |
| | LINE REGULATION <small>Note.5</small> | ±1.0% | ±1.0% | ±1.0% | ±1.0% | ±1.0% | ±1.0% | ±1.0% | ±1.0% | ±1.0% | | |
| | LOAD REGULATION <small>Note.6</small> | ±5.0% | ±5.0% | ±5.0% | ±3.0% | ±3.0% | ±3.0% | ±2.0% | ±2.0% | ±2.0% | | |
| SETUP, RISE, HOLD UP TIME | 1000ms, 30ms, 50ms/230VAC 1500ms, 30ms, 15ms/115VAC at full load | | | | | | | | | | | |
| INPUT | VOLTAGE RANGE <small>Note.7</small> | 85 ~ 264VAC | | | | | | | | | | |
| | FREQUENCY RANGE | 47 ~ 63Hz | | | | | | | | | | |
| | EFFICIENCY (Typ.) | 81.5% | 84.5% | 85% | 86.5% | 87% | 87% | 88% | 88% | 89% | | |
| | AC CURRENT | 0.6A / 115VAC | | 0.35A / 230VAC | | | | | | | | |
| | INRUSH CURRENT (max.) | Cold start 35A / 115VAC | | 65A / 230VAC | | | | | | | | |
| | LEAKAGE CURRENT(max.) | 0.25mA / 240VAC | | | | | | | | | | |
| PROTECTION | OVERLOAD | 110 ~ 150% rated output power Protection type : Hiccup mode, recovers automatically after fault condition is removed | | | | | | | | | | |
| | OVER VOLTAGE | 110 ~ 140% rated output voltage Protection type : Clamp by zener diode | | | | | | | | | | |
| ENVIRONMENT | WORKING TEMP. | -30 ~ +70°C (Refer to "Derating Curve") | | | | | | | | | | |
| | WORKING HUMIDITY | 20% ~ 90% RH non-condensing | | | | | | | | | | |
| | STORAGE TEMP., HUMIDITY | -40 ~ +85°C, 10 ~ 95% RH non-condensing | | | | | | | | | | |
| | TEMP. COEFFICIENT | ±0.03% / °C (0 ~ 50°C) | | | | | | | | | | |
| | VIBRATION | 10 ~ 500Hz, 2G 10min./1cycle, period for 60min. each along X, Y, Z axes | | | | | | | | | | |
| SAFETY & EMC (Note. 9) | SAFETY STANDARDS <small>Note. 8</small> | UL62368-1, CSA C22.2 No. 62368-1, TUV EN62368-1, BSMI CNS14336, CCC GB4943.1,AS/NZS 60950.1,PSE J62368-1, BIS IS13252, KC K60950-1, EAC TP TC 004 approved; SIRIM MS IEC60950-1 (optional) approved | | | | | | | | | | |
| | WITHSTAND VOLTAGE | I/P-O/P:4242VDC | | | | | | | | | | |
| | ISOLATION RESISTANCE | I/P-O/P:100M Ohms / 500VDC / 25°C / 70% RH | | | | | | | | | | |
| | EMC EMISSION | Parameter | Standard | | | | | | | Test Level / Note | | |
| | | Conducted emission | EN55032(CISPR32),FCC PART 15 / CISPR22 CAN ICES-3(B)/NMB-3(B),CNS13438,GB17625.1 EAC TP TC 020,MSIP KN32 | | | | | | | Class B | | |
| | | Radiated emission | EN55032(CISPR32),FCC PART 15 / CISPR22 CAN ICES-3(B)/NMB-3(B),CNS13438,GB17625.1 EAC TP TC 020,MSIP KN32 | | | | | | | Class B | | |
| | | Harmonic current | EN61000-3-2,GB9254 | | | | | | | Class A | | |
| | EMC IMMUNITY | Parameter | Standard | | | | | | | Test Level /Note | | |
| | | ESD | EN61000-4-2 | | | | | | | Level 3, 8KV air; Level 2, 4KV contact | | |
| | | RF field susceptibility | EN61000-4-3 | | | | | | | Level 2, 3V/m | | |
| EFT bursts | | EN61000-4-4 | | | | | | | Level 2, 1KV | | | |
| Surge susceptibility | | EN61000-4-5 | | | | | | | Level 4, 2KV/Line-Line | | | |
| Conducted susceptibility | | EN61000-4-6 | | | | | | | Level 2, 3V | | | |
| Magnetic field immunity | | EN61000-4-8 | | | | | | | Level 2, 3A/m | | | |
| Voltage dips , interruption | | EN61000-4-11 | | | | | | | >95% dip 0. 5 periods, 30% dip 25 periods, >95% interruptions 250 periods | | | |
| OTHERS | MTBF | 500Khrs min. MIL-HDBK-217F(25°C) | | | | | | | | | | |
| | DIMENSION | 79*54*33mm (L*W*H) | | | | | | | | | | |
| | PACKING | 191.5g; 60pcs/12.5Kg/1.22CUFT | | | | | | | | | | |
| CONNECTOR | PLUG | See page 4~5 ; Other type available by customer requested | | | | | | | | | | |
| | CABLE | See page 4~5 ; Other type available by customer requested | | | | | | | | | | |
| NOTE | <p>1.All parameters are specified at 230VAC input, rated load, 25°C 70% RH ambient.</p> <p>2.DC voltage: The output voltage set at point measure by plug terminal & 50% load.</p> <p>3.Ripple & noise are measured at 20MHz by using a 12" twisted pair terminated with a 0.1µf & 47µf capacitor.</p> <p>4.Tolerance: includes set up tolerance, line regulation, load regulation.</p> <p>5.Line regulation is measured from low line to high line at rated load.</p> <p>6.Load regulation is measured from 10% to 100% rated load.</p> <p>7.Derating may be needed under low input voltage. Please check the derating curve for more details.</p> <p>8.The demand for Malaysia safety is processed with the order no. GST25B □ -SIRIM by request. Please contact MEAN WELL for details.</p> <p>9.The power supply is considered as an independent unit, but the final equipment still need to re-confirm that the whole system complies with the EMC directives. For guidance on how to perform these EMC tests, please refer to "EMI testing of component power supplies." (as available on http://www.meanwell.com)</p> | | | | | | | | | | | |

Derating Curve


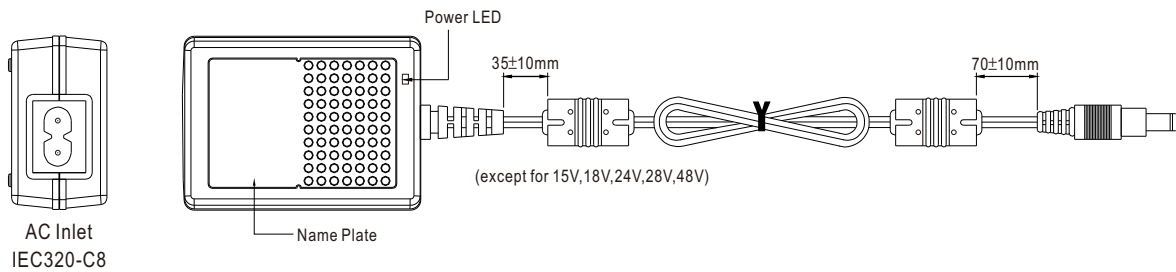
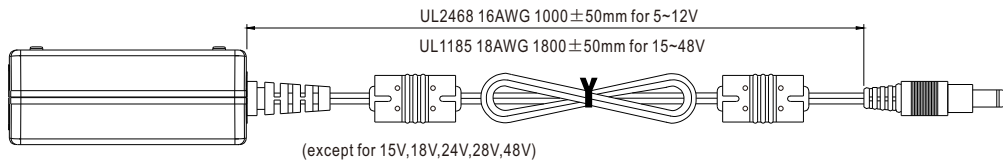


Static Characteristics



Mechanical Specification

Unit:mm



■ DC output plug

☉ Standard plug: P1J

| P1J | Pin Assignment |
|-----|------------------|
| | |
| | Outside Inside |

☉ DC plug changeable through:

(1) Customization of the standard part with an optional DC plug according to the table (MOQ applicable)

(2) Quick adapter accessory (sold separately without MOQ)




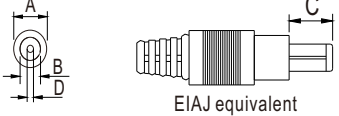

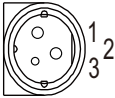







Please refer to below table and online selection guide : https://www.meanwell.com/upload/pdf/DC_plug.pdf

Example quick adapter accessory:



☉ Optional DC plug: (Available in customized cable or quick adapter)

| Tuning Fork Style | Type No. | A | B | C | Quick Adapter Accessory | |
|-------------------|---------------------|------------|------|------|--|-------|
| | | OD | ID | L | | |
| | P1I (Straight) | 5.5 | 2.1 | 9.5 | Available (Current rating: 7.5A max.) | |
| | P1L (Straight) | 5.5 | 2.5 | 9.5 | | |
| | P1M (Straight) | 5.5 | 2.5 | 11.0 | | |
| | P1IR (Right-angled) | 5.5 | 2.1 | 9.5 | | |
| | P1JR (Right-angled) | 5.5 | 2.1 | 11.0 | | |
| | P1LR (Right-angled) | 5.5 | 2.5 | 9.5 | | |
| | P2I (Straight) | 5.5 | 2.1 | 9.5 | None | |
| | P2J (Straight) | 5.5 | 2.1 | 11.0 | | |
| | P2L (Straight) | 5.5 | 2.5 | 9.5 | | |
| | P2M (Straight) | 5.5 | 2.5 | 11.0 | | |
| | P2IR (Right-angled) | 5.5 | 2.1 | 9.5 | | |
| | P2JR (Right-angled) | 5.5 | 2.1 | 11.0 | | |
| | P2LR (Right-angled) | 5.5 | 2.5 | 9.5 | | |
| | P2MR (Right-angled) | 5.5 | 2.5 | 11.0 | | |
| | Type No. | A | B | C | None | |
| | | OD | ID | L | | |
| | | P2S(S761K) | 5.53 | 2.03 | | 12.06 |
| | | P2K(761K) | 5.53 | 2.54 | | 12.06 |
| | | P2C(S760K) | 5.53 | 2.03 | | 9.52 |
| P2D(760K) | 5.53 | 2.54 | 9.52 | | | |

| Min. Pin Style | Type No. | A | B | C | Quick Adapter Accessory | |
|---|-------------|----------------|--------|---|---|---|
| | | OD | ID | L | | |
|   <p>EIAJ equivalent</p> | P3A | 2.35 | 0.7 | 11.0 | Available (Current rating: 5A max.) | |
| | P3B | 4.0 | 1.7 | 11.0 | | |
| | P3C | 4.75 | 1.7 | 11.0 | | |
| Center Pin Style | Type No. | A | B | C | D | Available (Current rating: 7.5A max.) |
|   <p>EIAJ equivalent</p> | P4A | 5.5 | 3.4 | 11.0 | 1.0 | |
| | P4B | 6.5 | 4.4 | 11.0 | 1.4 | |
| | P4C | 7.4 | 5.1 | 11.0 | 0.6 | |
| Min. DIN 3 Pin with Lock (male) | Type No. | Pin Assignment | | Available (Current rating: 7.5A max.) | | |
|   <p>KYCON KPPX-3P equivalent</p> | R6B | PIN No. | Output | | | |
| | | 1 | +Vo | | | |
| | | 2 | -Vo | | | |
| Min. DIN 4 Pin with Lock (male) | Type No. | Pin Assignment | | Available (Current rating: 7.5A max.) | | |
|   <p>KYCON KPPX-4P equivalent</p> | R7B | PIN No. | Output | | | |
| | | 1 | +Vo | | | |
| | | 2 | -Vo | | | |
| Min. DIN 4 Pin with Lock (female) | Type No. | Pin Assignment | | None | | |
|   <p>KYCON KPJX-CM-4S equivalent</p> | R7BF | PIN No. | Output | | | |
| | | 1 | +Vo | | | |
| | | 2 | -Vo | | | |
| DIN 5 Pin (male) | Type No. | Pin Assignment | | Available (Current rating: 7.5A max.) | | |
|   | R1B | PIN No. | Output | | | |
| | | 1 | -Vo | | | |
| | | 2 | -Vo | | | |
| | | 3 | +Vo | | | |
| Stripped and tinned leads | Type No. | Pin Assignment | | None | | |
|   <p>Length of Land L1 by request (MW's standard length, L: 25 mm, L1: 5 mm)</p> | by customer | PIN No. | Output | | | |
| | | 1 | +Vo | | | |
| | | 2 | -Vo | | | |

Installation Manual

Please refer to : <http://www.meanwell.com/manual.html>



Стандарт Электрон Связь

Мы молодая и активно развивающаяся компания в области поставок электронных компонентов. Мы поставляем электронные компоненты отечественного и импортного производства напрямую от производителей и с крупнейших складов мира.

Благодаря сотрудничеству с мировыми поставщиками мы осуществляем комплексные и плановые поставки широчайшего спектра электронных компонентов.

Собственная эффективная логистика и склад в обеспечивает надежную поставку продукции в точно указанные сроки по всей России.

Мы осуществляем техническую поддержку нашим клиентам и предпродажную проверку качества продукции. На все поставляемые продукты мы предоставляем гарантию .

Осуществляем поставки продукции под контролем ВП МО РФ на предприятия военно-промышленного комплекса России , а также работаем в рамках 275 ФЗ с открытием отдельных счетов в уполномоченном банке. Система менеджмента качества компании соответствует требованиям ГОСТ ISO 9001.

Минимальные сроки поставки, гибкие цены, неограниченный ассортимент и индивидуальный подход к клиентам являются основой для выстраивания долгосрочного и эффективного сотрудничества с предприятиями радиоэлектронной промышленности, предприятиями ВПК и научно-исследовательскими институтами России.

С нами вы становитесь еще успешнее!

Наши контакты:

Телефон: +7 812 627 14 35

Электронная почта: sales@st-electron.ru

Адрес: 198099, Санкт-Петербург,
Промышленная ул, дом № 19, литера Н,
помещение 100-Н Офис 331