

BOURNS®

Features

- Surface Mount 3 mm Square Single-Turn Cermet / Sealed
- Compatible with surface mount manufacturing processes
- Rotor stop for "in-circuit" adjustment
- 100 cycle rotational and seal life
- Plastic housing for RF applications
- Reverse pin layout option (Model 3313X)
- RoHS compliant* - see processing information on RoHS compliant surface mount trimmers
- For trimmer applications/processing guidelines, click here
- Halogen free models available**

3313 - 3 mm Trimpot® Trimming Potentiometer

Electrical Characteristics

Standard Resistance Range
.....10 ohms to 2 megohms
(see standard resistance table)
Resistance Tolerance ..... ±20 % std.
End Resistance ..... 1 % or 3 ohms max.
(whichever is greater)
Contact Resistance Variation
.....3 % or 3 ohms
Adjustability
Voltage Divider ..... ±0.1 %
Rheostat..... ±0.2 %
Resolution ..... Infinite
Insulation Resistance ..... 500 vdc.
100 megohms min.
Dielectric Strength
Sea Level..... 500 vac
70,000 Feet ..... 350 vac
Adjustment Angle ..... 220° nom.

Environmental Characteristics

Max. Soldering Exposure
.....260 °C/5 seconds
Power Rating (200 volts max.)
70 °C .....0.125 watt
125 °C .....0 watt
Operating Temp. Range
..... -55 °C to +125 °C
Temperature Coefficient
..... ≤100 ohms ±150 ppm/°C;
.....>100 ohms ±100 ppm/°C
Seal Test .....85 °C Fluorinert†
Humidity ..... MIL-STD 202, Method 106
(no vibration) TRS ±3 %;
IR 10 megohms
Vibration .....20 G TRS ±1 %; VRS ±1 %
Shock .....100 G TRS ±1 %; VRS ±1 %
Load Life.....1000 hours
@ 70 °C Rated Power;TRS ± 3 %
Rotational Life ..... 100 cycles TRS ±3 %
Thermal Shock .....5 cycles
TRS ±2 %; VRS ±1 %

Physical Characteristics

Mechanical Angle ..... 250 ° nom.
Torque.....50 g-cm max.
Stop Strength .....200 g-cm min.
Pushover Strength ("S" Style only)
..... 1.6 Kilograms (3.5 lbs) minimum
Flammability .....U.L. 94V-0
Weight ..... Approx. 0.01 oz.
Marking..... Resistance code
and date code
Wiper ..... 50 % (Actual TR) ±10 %
Standard Packaging
J, X Styles ..... 1000 pcs./7 " reel
S Style..... 200 pcs./7 " reel
Adjustment Tool.....H-91

Product Dimensions

3313J-1

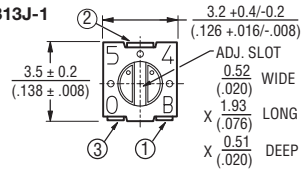

3313J-2

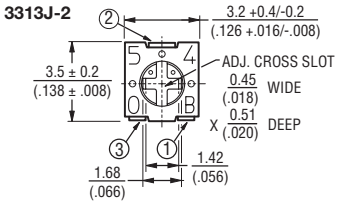

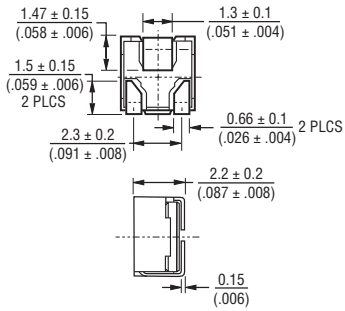

RECOMMENDED LAND PATTERN

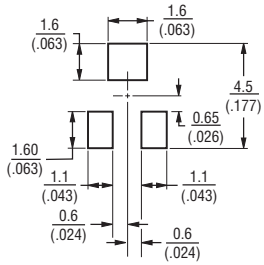

3313X-1 (Reverse Pin Layout)

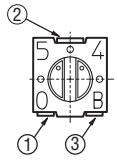

3313X-2 (Reverse Pin Layout)

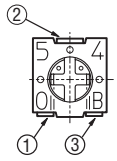

3313S-1

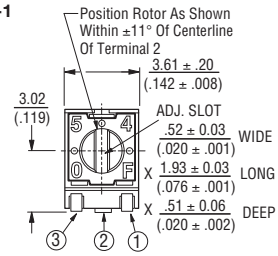

3313S-2

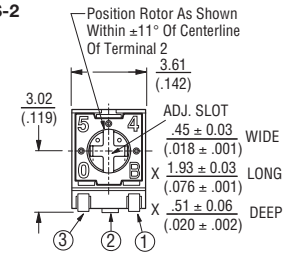

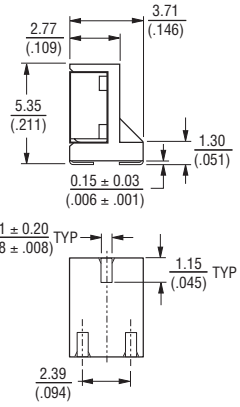

RECOMMENDED LAND PATTERN

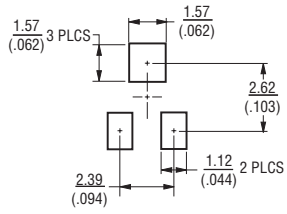

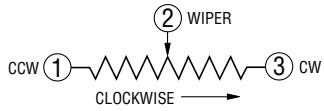

DIMENSIONS: MM (INCHES)

TOLERANCES: ± 0.25 (.010) EXCEPT WHERE NOTED

†"Fluorinert" is a registered trademark of 3M Co.
Specifications are subject to change without notice.
Customers should verify actual device performance in their specific applications.
* RoHS Directive 2002/95/EC Jan. 27, 2003 including annex and RoHS Recast 2011/65/EU June 8, 2011.
**Halogen free product is identified by a black housing color. Bourns follows the prevailing definition of "halogen free" in the industry. Bourns considers a product to be "halogen free" if (a) the Bromine (Br) content is 900 ppm or less; (b) the Chlorine (Cl) content is 900 ppm or less; and (c) the total Bromine (Br) and Chlorine (Cl) content is 1500 ppm or less.

3313J, X Packaging Specifications

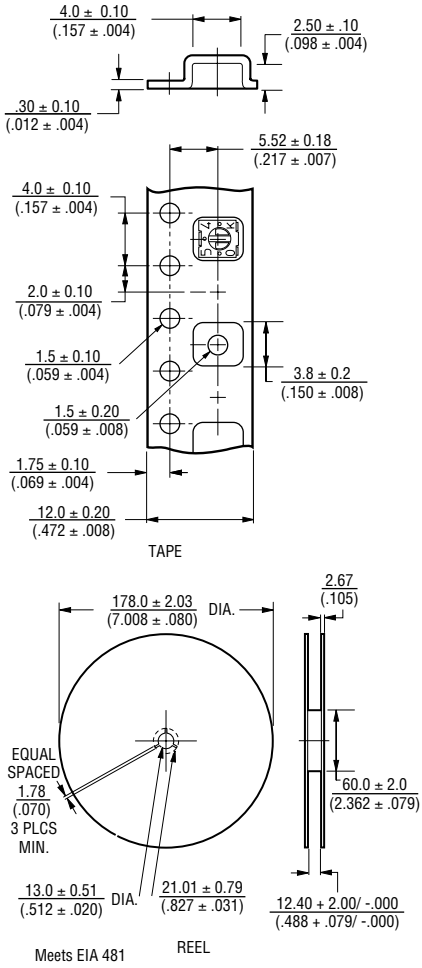

Meets EIA 481

DIMENSIONS: MM (INCHES)

TOLERANCES: ± 0.25 (.010) EXCEPT WHERE NOTED

3313S Packaging Specifications

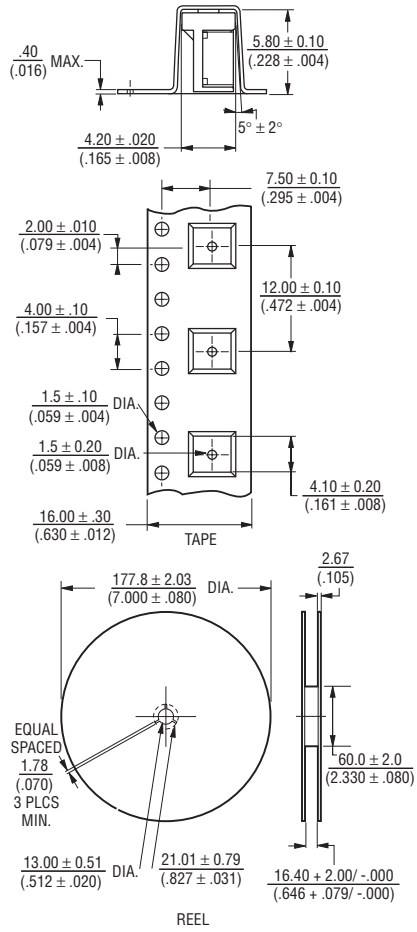

Standard Resistance Table

Resistance (Ohms)	Part Marking Code	Resistance Code
10	A1	100
20	21	200
50	51	500
100	**A2**	**101**
200	**22**	**201**
500	**52**	**501**
1,000	**A3**	**102**
2,000	**23**	**202**
5,000	**53**	**502**
10,000	**A4**	**103**
20,000	**24**	**203**
50,000	**54**	**503**
100,000	**A5**	**104**
200,000	25	204
500,000	55	504
1,000,000	A6	105
2,000,000	26	205

Popular distribution resistance values listed in boldface. Special resistances available.

How To Order

3313 J - 1 - 502 E

Model

Style

Standard or Modified Product Indicator
- -1 = Standard Single Slot
- -2 = Standard Cross Slot
- -GK2 = Halogen Free Single Slot (Black Housing Color)
- -GL5 = Halogen Free Cross Slot (Black Housing Color)

Resistance Code

Embossed Tape
1000 pcs. / 7 ” Reel (J, X Styles)
200 pcs. / 7 ” Reel (S Style)

“Trimpot” is a registered trademark of Bourns, Inc.
Specifications are subject to change without notice.
Customers should verify actual device performance in their specific applications.

Мы молодая и активно развивающаяся компания в области поставок электронных компонентов. Мы поставляем электронные компоненты отечественного и импортного производства напрямую от производителей и с крупнейших складов мира.

Благодаря сотрудничеству с мировыми поставщиками мы осуществляем комплексные и плановые поставки широчайшего спектра электронных компонентов.

Собственная эффективная логистика и склад в обеспечивает надежную поставку продукции в точно указанные сроки по всей России.

Мы осуществляем техническую поддержку нашим клиентам и предпродажную проверку качества продукции. На все поставляемые продукты мы предоставляем гарантию .

Осуществляем поставки продукции под контролем ВП МО РФ на предприятия военно-промышленного комплекса России , а также работаем в рамках 275 ФЗ с открытием отдельных счетов в уполномоченном банке. Система менеджмента качества компании соответствует требованиям ГОСТ ISO 9001.

Минимальные сроки поставки, гибкие цены, неограниченный ассортимент и индивидуальный подход к клиентам являются основой для выстраивания долгосрочного и эффективного сотрудничества с предприятиями радиоэлектронной промышленности, предприятиями ВПК и научно-исследовательскими институтами России.

С нами вы становитесь еще успешнее!

Наши контакты:

Телефон: +7 812 627 14 35

Электронная почта: sales@st-electron.ru

Адрес: 198099, Санкт-Петербург, Промышленная ул, дом № 19, литера Н, помещение 100-Н Офис 331