

# Frequency Translator-Evaluation Board

ABFT-20.000MHz-EVAL



40 x 30 x 8mm

**Moisture Sensitivity Level (MSL)–This product is not Moisture Sensitive MSL = N/A: Not Applicable**

## FEATURES:

- The ABFT Evaluation Boards are available with either the 20MHz or the 40MHz Translator on-board
- These boards provide a convenient means to conduct engineering evaluation of Abracon's Frequency Translator / Jitter Attenuator Solution
- The Evaluation Board is provided with standard SMA connectors for 10MHz Reference In, Supply Voltage and Locked Output
- The Evaluation Board can be tested over -40°C to +85°C Industrial Operating Temperature Range - to quantify frequency tracking over temperature capability of Abracon's solution

## APPLICATIONS:

- Frequency translation, clock smoothing and jitter attenuation of the input 10MHz reference
- Datacom - DSLAM, DSLAR, Access Nodes
- Cable modem head end
- Base Station - GSM, CDMA
- Telecom - SONET/SDH/ATM

## GENERAL DESCRIPTION

ABFT Evaluation Boards comprise of the Ultra Low Jitter ABFT Frequency Translator / Jitter Attenuator, which is ideally suited to improve the Jitter characteristics of the input signal. This device is designed to provide input clock smoothing - while providing Phase and Frequency Locked higher frequency translated output. Typical application will take a 10MHz reference frequency and phase & frequency lock it to either a 20MHz or a 40MHz Low Jitter VCXO. The implemented technology significantly attenuates the jitter content of the 10MHz reference signal; while keeping the higher frequency RF Output - Frequency and Phase Coherent with the input 10MHz reference signal.

## STANDARD SPECIFICATIONS:

Parameters	Minimum	Typical	Maximum	Units	Notes
Resonant Frequency		20.000 <i>Or</i> 40.00		MHz	See options
Operating Temperature	-40		+85	°C	
Storage Temperature	-40		+85	°C	
Supply Voltage (Vdd)	3.135	3.3	3.465	V	3.3V±5%
Input Signal Characteristics					Input signal must be with-in ±20.00 ppm from 10.00MHz carrier for the ABFT device to achieve lock
Frequency	9.999800	10.000000	10.000200	MHz	
Signal level	0.300		3.3	Vp-p	
Lock Time		< 20	50	ms	
Frequency Stability Over Temperature (Note # 1)	-25.00		+25.00	ppb	Referenced to the stable input reference of 10.00MHz (such as a Stratum-III TCXO or an OCXO)
Internal Frequency Pull Range	±100.00			ppm	This is the internal pull range of the ABFT device providing sufficient correction range to account for internal aging, stand-alone temperature variation, etc.
Supply Current (I <sub>DD</sub> )		< 14.0	20.00	mA	Under Lock
<b>RF output Characteristics</b>					
Output Load:			15  10	pF  kΩ	
Rise Time (Tr)		853	1200	ps	
Fall Time (Tf)		526	1200	ps	
Symmetry		48/52	55	%	
Output Voltage (V <sub>OH</sub> )	45			V	@1/2Vdd
Output Voltage (V <sub>OL</sub> )	0.9*Vdd		0.1*Vdd	V	
Stand alone Aging (Note # 2)	-5.0		+5.0	ppm	@+25°C First year
	-12.0		+12.0		@+25°C After 10 years

(Note # 1): The frequency stability over temperature of the ABFT device is greatly dependant on the short term perturbations of the input reference signal.

(Note # 2): The Aging characteristics of the Quartz used inside the ABFT solution are such that, the stand-alone aging will not exceed ±12.00 ppm over a 10-year product life; referenced to the initial measured frequency post reflow in end application

ABRACON IS  
ISO9001:2008  
CERTIFIED



Visit [www.abracon.com](http://www.abracon.com) for Terms & Conditions of Sale **Revised: 03.07.12**  
30332 Esperanza, Rancho Santa Margarita, California 92688  
tel 949-546-8000 | fax 949-546-8001 | [www.abracon.com](http://www.abracon.com)

# Frequency Translator-Evaluation Board

ABFT-20.000MHz-EVAL



RoHS Compliant

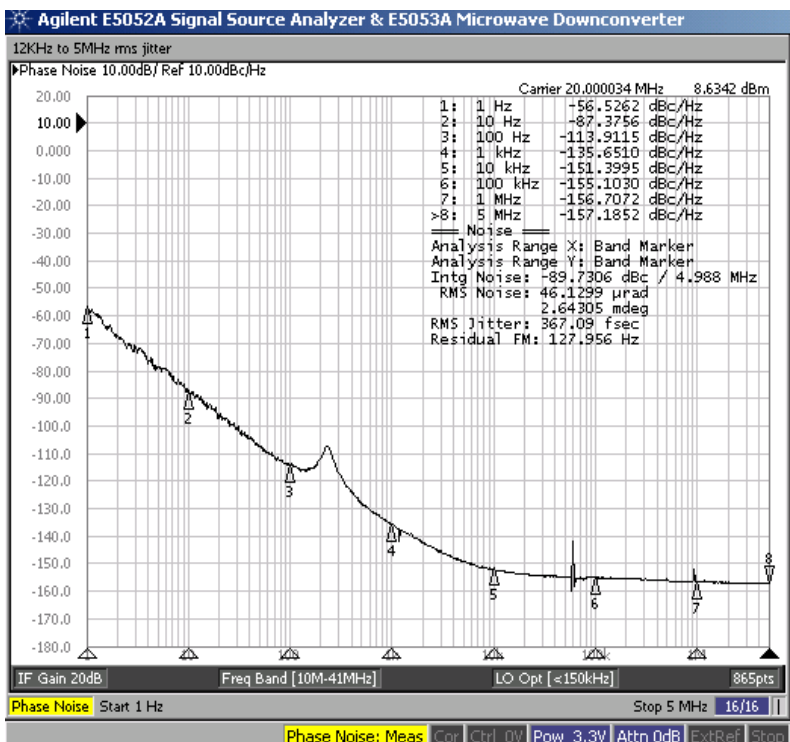


40 x 30 x 8mm

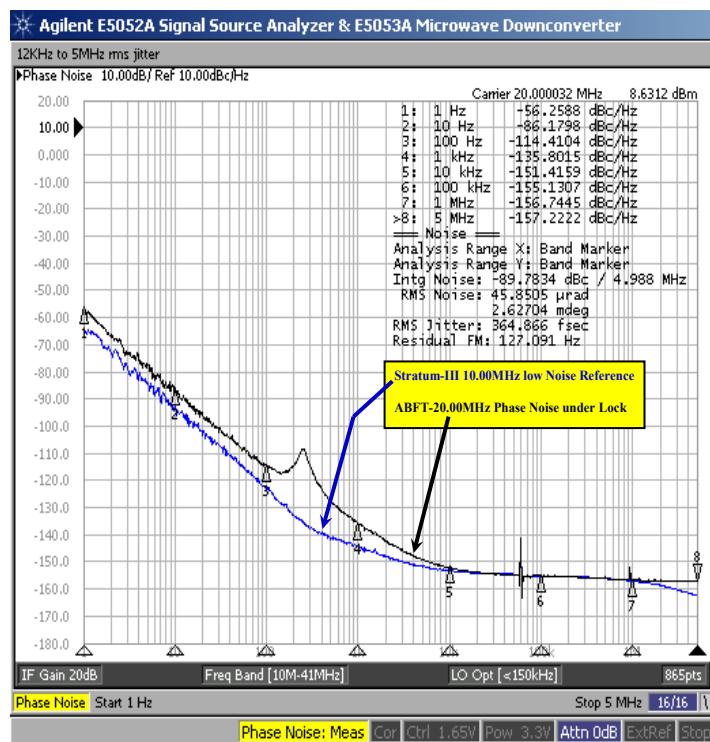
Parameters	Minimum	Typical	Maximum	Units	Notes
Phase Noise @ 20MHz carrier					Close to the carrier phase noise is dependent on the cleanliness of the input reference. However, at 1kHz offset and beyond, ABFT phase noise is <b>practically independent</b> of the input reference noise
1Hz offset from the carrier		-56		dBc/Hz	
10Hz offset from the carrier		-87			
100Hz offset from the carrier		-113			
1,000Hz offset from the carrier		-135	-130		
10,000Hz offset from the carrier		-151	-145		
100,000Hz offset from the carrier		-155	-150		
1,000,000Hz offset from the carrier		-156	-150		
5,000,000Hz offset from the carrier		-157	-155		

## PHASE NOISE

Phase Noise under lock (ABFT-20.00MHz with input connected to a low noise, stable 10.00MHz Stratum-III reference signal)



Detailed Comparative Phase Noise Plot (Stratum-III 10.0MHz as Reference)



ABRACON IS ISO9001:2008 CERTIFIED



ABRACON CORPORATION

Visit [www.abracon.com](http://www.abracon.com) for Terms & Conditions of Sale Revised: 03.07.12  
30332 Esperanza, Rancho Santa Margarita, California 92688  
tel 949-546-8000 | fax 949-546-8001 | [www.abracon.com](http://www.abracon.com)

# Frequency Translator-Evaluation Board

ABFT-20.000MHz-EVAL

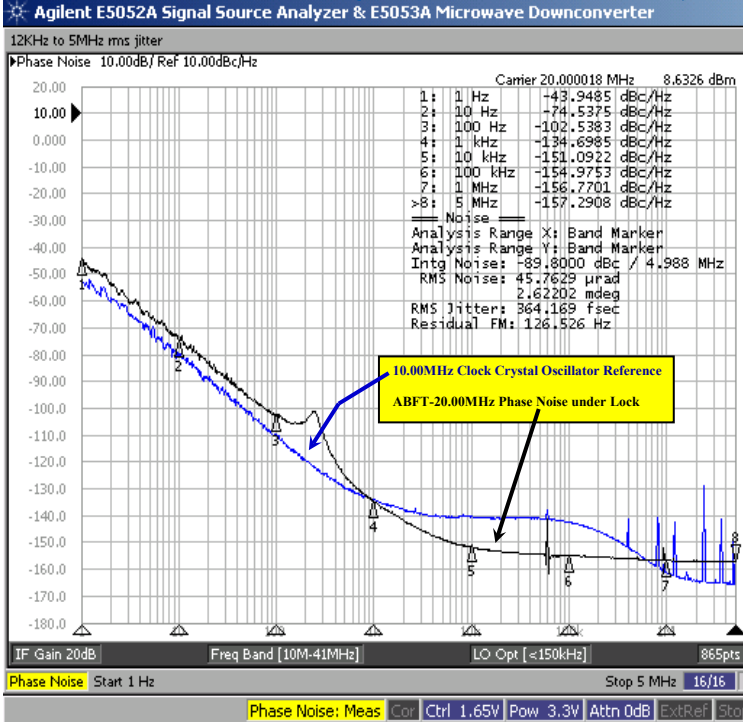


RoHS  
Compliant

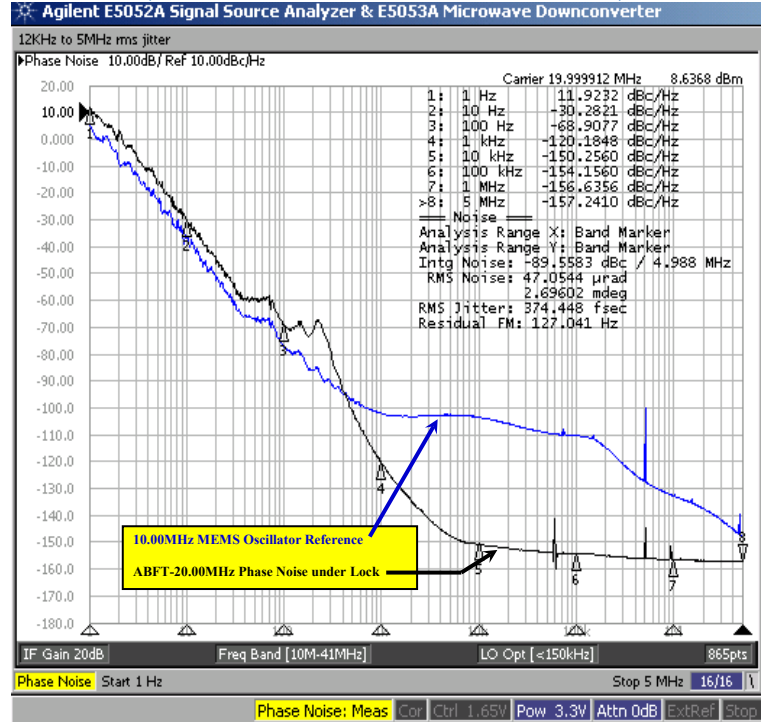


## PHASE NOISE

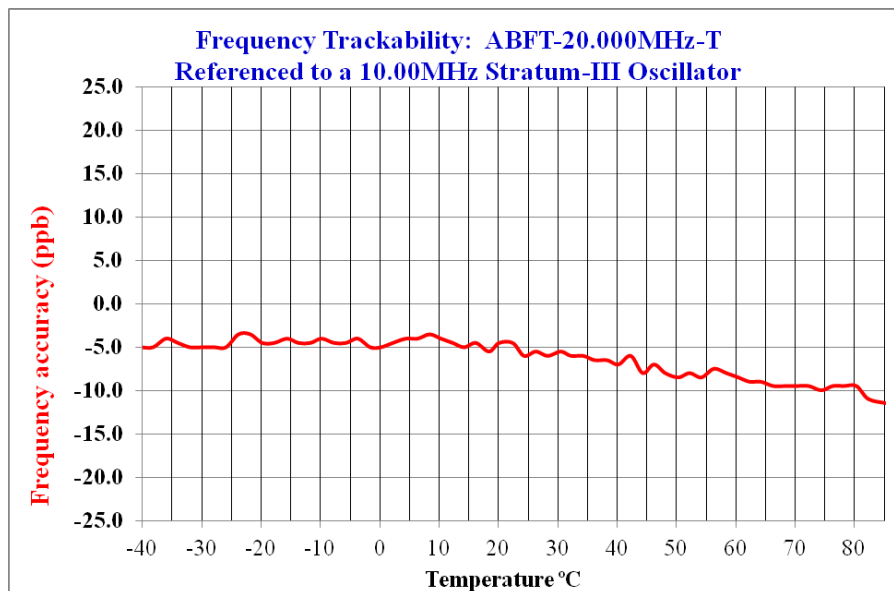
Detailed Comparative Phase Noise Plot  
(10.0MHz Clock Crystal Oscillator as Reference)



Detail Comparative Phase Noise Plot  
(10.0MHz MEMS Oscillator as Reference)



## FREQUENCY TRACKING OVER TEMPERATURE



ABRACON IS  
ISO9001:2008  
CERTIFIED



Visit [www.abracon.com](http://www.abracon.com) for Terms & Conditions of Sale **Revised: 03.07.12**  
30332 Esperanza, Rancho Santa Margarita, California 92688  
tel 949-546-8000 | fax 949-546-8001 | [www.abracon.com](http://www.abracon.com)

# Frequency Translator-Evaluation Board

ABFT-20.000MHz-EVAL



RoHS  
Compliant



40 x 30 x 8mm


## PART IDENTIFICATION

ABFT -  MHz - EVAL

Frequency in MHz

20.000 MHz  
Or  
40.000 MHz

## OUTLINE DIMENSIONS:



SMA Connector #	Name	Description
1	RF In	10MHz Reference Signal to be connected to this port
2	VDD	+3.3V (±5%) DC Voltage to be connected to this port to bias the Frequency Translator
3	RF Out	Either a 20MHz or a 40MHz LVCMOS signal is present at this port, phase and frequency locked to the 10MHz Reference Signal present on SMA # 1

**ATTENTION:** Abracon Corporation's products are COTS – Commercial-Off-The-Shelf products; suitable for Commercial, Industrial and, where designated, Automotive Applications. Abracon's products are not specifically designed for Military, Aviation, Aerospace, Life-dependant Medical applications or any application requiring high reliability where component failure could result in loss of life and/or property. For applications requiring high reliability and/or presenting an extreme operating environment, written consent and authorization from Abracon Corporation is required. Please contact Abracon Corporation for more information.

ABRACON IS  
ISO9001:2008  
CERTIFIED



Visit [www.abracon.com](http://www.abracon.com) for Terms & Conditions of Sale **Revised: 03.07.12**  
30332 Esperanza, Rancho Santa Margarita, California 92688  
tel 949-546-8000 | fax 949-546-8001 | [www.abracon.com](http://www.abracon.com)



## Стандарт Электрон Связь

Мы молодая и активно развивающаяся компания в области поставок электронных компонентов. Мы поставляем электронные компоненты отечественного и импортного производства напрямую от производителей и с крупнейших складов мира.

Благодаря сотрудничеству с мировыми поставщиками мы осуществляем комплексные и плановые поставки широчайшего спектра электронных компонентов.

Собственная эффективная логистика и склад в обеспечивает надежную поставку продукции в точно указанные сроки по всей России.

Мы осуществляем техническую поддержку нашим клиентам и предпродажную проверку качества продукции. На все поставляемые продукты мы предоставляем гарантию .

Осуществляем поставки продукции под контролем ВП МО РФ на предприятия военно-промышленного комплекса России , а также работаем в рамках 275 ФЗ с открытием отдельных счетов в уполномоченном банке. Система менеджмента качества компании соответствует требованиям ГОСТ ISO 9001.

Минимальные сроки поставки, гибкие цены, неограниченный ассортимент и индивидуальный подход к клиентам являются основой для выстраивания долгосрочного и эффективного сотрудничества с предприятиями радиоэлектронной промышленности, предприятиями ВПК и научно-исследовательскими институтами России.

С нами вы становитесь еще успешнее!

### Наши контакты:

**Телефон:** +7 812 627 14 35

**Электронная почта:** [sales@st-electron.ru](mailto:sales@st-electron.ru)

**Адрес:** 198099, Санкт-Петербург,  
Промышленная ул, дом № 19, литера Н,  
помещение 100-Н Офис 331