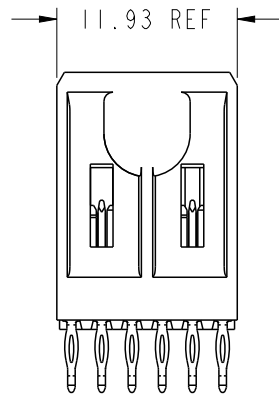
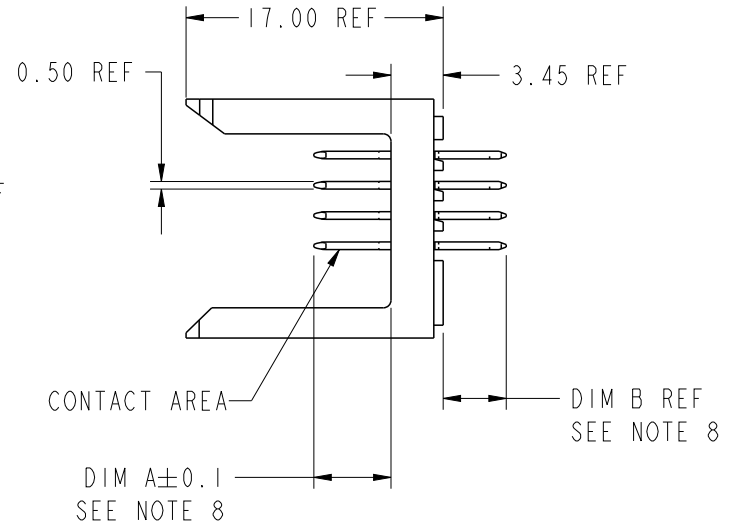
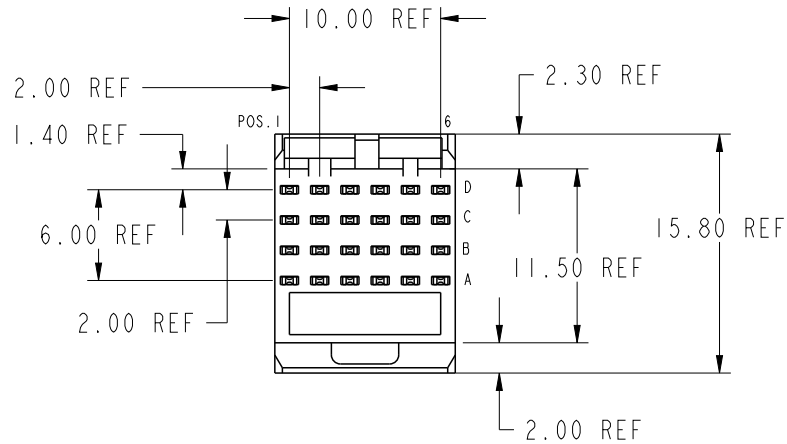


PRODUCT NUMBER

SEE TABLE



rev	ecn no	dr	date
AM	V06-0569	DCH	2006-06-12
AN	V06-1023	DCH	2006-10-06
AP	DG11-0059	TER	2010-03-02
AR	DG11-0084	TER	2011-03-22
AS	ELX-DG-011719-1	AL	2012-05-24
-	-	-	-
AL	V05-0365	VS	2005-05-05

spec ref	*	dr	Terran Huang	2010/07/08	projection	mm	size	A4	scale	2:1
tolerance std	ASME Y14.5	eng	Andy Lu	2012/05/24			ecn no	ELX-DG-011719-1		
TOLERANCES UNLESS OTHERWISE SPECIFIED		chr	Tian-Zhao Lin	2012/06/05				rel level	Released	
surface	3.200 linear	appr	Pei-Ming Zheng	2012/06/06	product family	METRAL		rel level	Released	
ASME Y14.5	angular	0°	±2°	www.fci.com	title	METRAL SIGNAL HEADER 1 MOD, 4 ROW PRESS-FIT		cat. no.	-	Product - Customer Drw
	0.X	±0.3				dwg no	85713		rev	AS
	0.XX	±0.13								
	0.XXX	±0.051								
	0°	±2°								sheet 1 of 6



Copyright FCI.

1

2

3

4

A

B

C

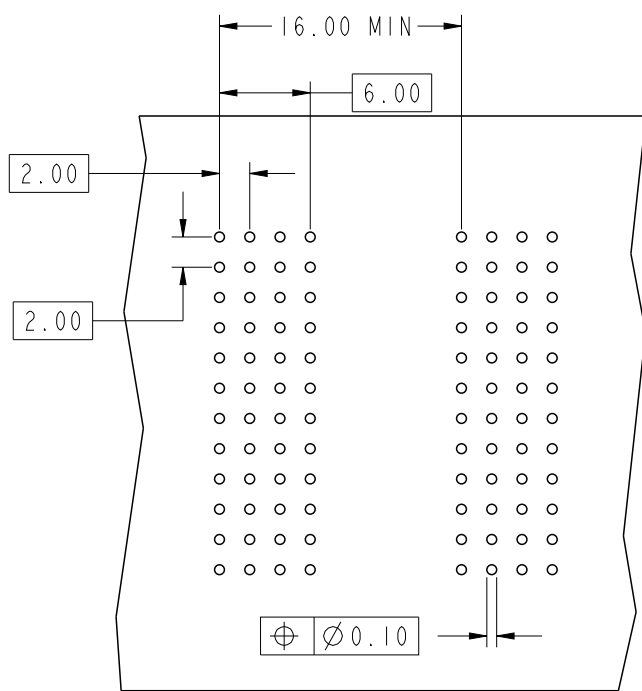
D

A

B

C

D



KEY		
CODE	DIMENSIONS	
	DIM "A" MATE	DIM "B" TAIL
1	5.00	4.30
2	5.75	4.30
3	6.50	4.30
4	7.25	4.30
5	5.00	13.60
6	5.75	13.60
7	6.50	13.60
8	7.25	13.60
9	5.00	17.00
10	5.75	17.00
11	6.50	17.00
12	7.25	17.00
13	8.25	4.30
14	8.25	13.60
15	8.25	17.00
19	8.00	4.30
20	8.00	13.60
21	8.00	17.00
22	5.00	12.10
25	5.75	15.60
26	5.00	14.90
31	5.75	12.90
40	5.00	15.60
41	6.50	15.60
42	7.25	15.60
43	8.00	15.60
45	6.50	12.10
59	5.00	11.80
60	5.75	11.80
61	6.50	11.80
62	7.25	11.80
63	8.00	11.80

REQUIRED PC BOARD LAYOUT  
COMPONENT SIDE

SEE PRINT 58351 FOR  
ADDITIONAL PCB INFORMATION



dr	Terran Huang	2010/07/08	projection 	mm 	size	A4	scale	2:1
eng	Andy Lu	2012/05/24			ecn no	ELX-DG-011719-1		
chr	Tian-Zhao Lin	2012/06/05			rel level	Released		
appr	Pei-Ming Zheng	2012/06/06	product family	METRAL		rev	AS	
		title	METRAL SIGNAL HEADER			dwg no	85713	
www.fci.com		cat. no.	-			Product - Customer Drw		sheet 2 of 6

2

3

4

PRODUCT NUMBER	DESCRIPTION	PLATING IN PRESS FIT TAIL AREA	PERFORMANCE LEVEL OF PLATING IN CONTACT AREA
85713-N1YY	STANDARD	TIN LEAD	TELCORDIA CO (NXT)
85713-N5YY	STANDARD	TIN LEAD	TECORDIA UE (NXT)
85713-1YY	STANDARD	TIN LEAD	TELCORDIA CO
85713-2YY	STANDARD	TIN LEAD	TELECOM CLASS
85713-3YY	STANDARD	TIN LEAD	IEC CLASS I
85713-5YY	STANDARD	TIN LEAD	TELCORDIA UE
85713-9YY	STANDARD	TIN LEAD	TELCORDIA CO
85713-N1YYLF	LEAD FREE	TIN	TELCORDIA CO (NXT), IEC CLASS I, SEE NOTES 9 AND 10
85713-N5YYLF	LEAD FREE	TIN	TECORDIA UE (NXT) SEE NOTES 9 AND 10
85713-1YYLF	LEAD FREE	TIN	TELCORDIA CO, IEC CLASS I, SEE NOTES 9 AND 10
85713-2YYLF	LEAD FREE	TIN	TELECOM CLASS, SEE NOTES 9 AND 10
85713-5YYLF	LEAD FREE	TIN	TELCORDIA UE, SEE NOTES 9 AND 10

NOTES:

- FOR DIM A AND B SEE SHEET 2 AND UP.
- BODY MATERIAL: LIQUID CRYSTAL POLYMER 30 % GLASS. FLAME RETARDANT ACC. UL 94-V0.
- PIN MATERIAL: PHOSPHOR BRONZE.
- PLATING ON: PRESS-FIT TAIL AREA SEE PRODUCT NUMBER TABLE. PLATING ON CONTACT AREA CONFORMS TO PERFORMANCE LEVEL SHOWN IN TABLE ON SHEET3.
- PRODUCT MARKING: PART NUMBER DESIGNATION & BATCH I.D.
- ALL PRODUCTS WITH PART NUMBERS SHOWN IN SUBSEQUENT TABLES WILL BE PACKAGED IN TUBES. IF TRAY PACKAGING IS REQUIRED, A SUFFIX "P" WILL BE ADDED TO THE END OF THE PART NUMBER. EXAMPLE: XXXXX-XXXP OR XXXXX-XXXPLF
- PRODUCT SPECIFICATION:  
GS-12-180  
APPLICATION SPECIFICATION:  
BUS-20-073

- AFTER INSERTION INTO CIRCUIT BOARD WITH QUALIFIED TOOL.
- THE PRODUCTS WHERE THE PART NUMBERS ENDS IN LF MEET THE EUROPEAN UNION DIRECTIVE AND OTHER COUNTRY REGULATIONS AS DESCRIBED IN GS-12-008.
- ALL PRODUCTS EXCEPT THOSE WITH PART NUMBERS CONTAINING 85713-N1--- OR 85713-N5--- WILL WITHSTAND EXPOSURE TO 260 DEGREES C FOR 60 SECONDS IN A CONVECTION, INFRA-RED OR VAPOR PHASE REFLOW OVEN. PART NUMBERS 85713-N1--- AND 85713-N5--- WILL NOT WITHSTAND REFLOW AND THE Au CONTACT SURFACE OF THE CONTACTS SHALL BE EXPOSED TO A MAXIMUM 140 DEGREES C FOR NO LONGER THAN 15 SECONDS IN A WAVE SOLDER APPLICATION.

dr	Terran Huang	2010/07/08	projection 	mm 	size	A4	scale	2:1
eng	Andy Lu	2012/05/24			ecn no	ELX-DG-011719-1		
chr	Tian-Zhao Lin	2012/06/05			product family	METRAL	rel level	Released
appr	Pei-Ming Zheng	2012/06/06	www.fci.com		title	METRAL SIGNAL HEADER		rev
			I MOD, 4 ROW PRESS-FIT		dwg no	85713		AS
			cat. no.	-	Product - Customer Drw			sheet 3 of 6





Copyright FCI.

METRAL P/N	ROW	CONTACT CODE MOD. I					
		1	2	3	4	5	6
85713-X01 AND 85713-X01LF	D	1	1	1	1	1	1
	C	3	3	3	3	3	3
	B	1	1	1	1	1	1
	A	1	1	1	1	1	1

METRAL P/N	ROW	CONTACT CODE MOD. I					
		1	2	3	4	5	6
85713-X06 AND 85713-X06LF	D	3	1	3	1	3	1
	C	7	7	7	7	7	7
	B	7	7	7	7	7	7
	A	3	1	3	1	3	1

METRAL P/N	ROW	CONTACT CODE MOD. I					
		1	2	3	4	5	6
85713-X11 AND 85713-X11LF	D	13	13	13	13	13	13
	C	13	13	13	13	13	13
	B	13	13	13	13	13	13
	A	13	13	13	13	13	13

METRAL P/N	ROW	CONTACT CODE MOD. I					
		1	2	3	4	5	6
85713-X16 AND 85713-X16LF	D	2	2	2	2	2	2
	C	2	2	2	2	2	2
	B	2	2	2	2	2	2
	A	13	13	13	13	13	13

METRAL P/N	ROW	CONTACT CODE MOD. I					
		1	2	3	4	5	6
85713-X02 AND 85713-X02LF	D	3	3	3	3	3	3
	C	3	3	3	3	3	3
	B	3	3	3	3	3	3
	A	1	1	1	1	1	1

METRAL P/N	ROW	CONTACT CODE MOD. I					
		1	2	3	4	5	6
85713-X07 AND 85713-X07LF	D	2	2	2	2	2	2
	C	3	3	3	3	3	3
	B	3	3	3	3	3	3
	A	2	2	2	2	2	2

METRAL P/N	ROW	CONTACT CODE MOD. I					
		1	2	3	4	5	6
85713-X12 AND 85713-X12LF	D	1	1	1	1	1	1
	C	2	2	2	2	2	2
	B	2	2	2	2	2	2
	A	2	2	2	2	2	2

METRAL P/N	ROW	CONTACT CODE MOD. I					
		1	2	3	4	5	6
85713-X17 AND 85713-X17LF	D	6	6	6	6	6	6
	C	6	6	6	6	6	6
	B	6	6	6	6	6	6
	A	14	14	14	14	14	14

METRAL P/N	ROW	CONTACT CODE MOD. I					
		1	2	3	4	5	6
85713-X03 AND 85713-X03LF	D	45	45	45	45	45	45
	C	45	45	45	45	45	45
	B	45	45	45	45	45	45
	A	45	45	45	45	45	45

METRAL P/N	ROW	CONTACT CODE MOD. I					
		1	2	3	4	5	6
85713-X08 AND 85713-X08LF	D	2	2	2	2	2	2
	C	2	2	2	2	2	2
	B	3	3	3	3	3	3
	A	3	3	3	3	3	3

METRAL P/N	ROW	CONTACT CODE MOD. I					
		1	2	3	4	5	6
85713-X13 AND 85713-X13LF	D	3	3	3	3	3	3
	C	3	3	3	3	3	3
	B	19	19	19	19	19	19
	A	3	3	3	3	3	3

METRAL P/N	ROW	CONTACT CODE MOD. I					
		1	2	3	4	5	6
85713-X18 AND 85713-X18LF	D	10	10	10	10	10	10
	C	10	10	10	10	10	10
	B	10	10	10	10	10	10
	A	15	15	15	15	15	15

METRAL P/N	ROW	CONTACT CODE MOD. I					
		1	2	3	4	5	6
85713-X04 AND 85713-X04LF	D	7	7	7	7	7	7
	C	3	1	3	1	3	1
	B	3	1	3	1	3	1
	A	7	7	7	7	7	7

METRAL P/N	ROW	CONTACT CODE MOD. I					
		1	2	3	4	5	6
85713-X09 AND 85713-X09LF	D	6	6	6	6	6	6
	C	6	6	6	6	6	6
	B	7	7	7	7	7	7
	A	7	7	7	7	7	7

METRAL P/N	ROW	CONTACT CODE MOD. I					
		1	2	3	4	5	6
85713-X14 AND 85713-X14LF	D	1	1	1	1	1	1
	C	5	5	5	5	5	5
	B	5	5	5	5	5	5
	A	5	5	5	5	5	5

METRAL P/N	ROW	CONTACT CODE MOD. I					
		1	2	3	4	5	6
85713-X19 AND 85713-X19LF	D	10	10	10	10	10	10
	C	10	10	10	10	10	10
	B	9	9	9	9	9	9
	A	1	1	1	1	1	1

METRAL P/N	ROW	CONTACT CODE MOD. I					
		1	2	3	4	5	6
85713-X05 AND 85713-X05LF	D	22	22	22	22	22	22
	C	22	22	22	22	22	22
	B	22	22	22	22	22	22
	A	22	22	22	22	22	22

METRAL P/N	ROW	CONTACT CODE MOD. I					
		1	2	3	4	5	6
85713-X10 AND 85713-X10LF	D	1	1	1	1	1	1
	C	1	1	1	1	1	1
	B	1	1	1	1	1	1
	A	4	4	4	4	4	4

METRAL P/N	ROW	CONTACT CODE MOD. I					
		1	2	3	4	5	6
85713-X15 AND 85713-X15LF	D	3	3	3	3	3	3
	C	3	3	3	3	3	3
	B	4	4	4	4	4	4
	A	4	4	4	4	4	4

METRAL P/N	ROW	CONTACT CODE MOD. I					
		1	2	3	4	5	6
85713-X20 AND 85713-X20LF	D	40	40	40	40	40	40
	C	40	40	40	40	40	40
	B	40	40	40	40	40	40
	A	40	40	40	40	40	40

dr	Terran Huang	2010/07/08	projection 	mm 	size	A4	scale	2:1	
eng	Andy Lu	2012/05/24			ecn no	ELX-DG-011719-1			
chr	Tian-Zhao Lin	2012/06/05			product family	METRAL		rel level	Released
appr	Pei-Ming Zheng	2012/06/06			dwg no	85713		rev	AS
		title			METRAL SIGNAL HEADER				
www.fci.com		cat. no.			-			Product - Customer Drw	
					sheet 4 of 6				



Copyright FCI.

METRAL P/N	ROW	CONTACT CODE MOD. I					
		1	2	3	4	5	6
85713-X21 AND 85713-X21LF	D	19	19	19	19	19	19
	C	4	4	4	4	4	4
	B	4	4	4	4	4	4
	A	19	19	19	19	19	19

METRAL P/N	ROW	CONTACT CODE MOD. I					
		1	2	3	4	5	6
85713-X26 AND 85713-X26LF	D	40	40	40	40	40	40
	C	25	25	25	25	25	25
	B	25	25	25	25	25	25
	A	41	41	41	41	41	41

METRAL P/N	ROW	CONTACT CODE MOD. I					
		1	2	3	4	5	6
85713-X31 AND 85713-X31LF	D	59	59	59	59	59	59
	C	59	59	59	59	59	59
	B	59	59	59	59	59	59
	A	61	61	61	61	61	61

METRAL P/N	ROW	CONTACT CODE MOD. I					
		1	2	3	4	5	6
85713-X36 AND 85713-X36LF	D	61	61	61	61	61	61
	C	61	61	61	61	61	61
	B	63	63	63	63	63	63
	A	61	61	61	61	61	61

METRAL P/N	ROW	CONTACT CODE MOD. I					
		1	2	3	4	5	6
85713-X22 AND 85713-X22LF	D	20	20	20	20	20	20
	C	8	8	8	8	8	8
	B	8	8	8	8	8	8
	A	20	20	20	20	20	20

METRAL P/N	ROW	CONTACT CODE MOD. I					
		1	2	3	4	5	6
85713-X27 AND 85713-X27LF	D	19	19	19	19	19	19
	C	2	2	2	2	2	2
	B	3	3	3	3	3	3
	A	3	3	3	3	3	3

METRAL P/N	ROW	CONTACT CODE MOD. I					
		1	2	3	4	5	6
85713-X32 AND 85713-X32LF	D	61	61	61	61	61	61
	C	60	60	60	60	60	60
	B	60	60	60	60	60	60
	A	61	61	61	61	61	61

METRAL P/N	ROW	CONTACT CODE MOD. I					
		1	2	3	4	5	6
85713-X37 AND 85713-X37LF	D	60	60	60	60	60	60
	C	60	60	60	60	60	60
	B	60	60	60	60	60	60
	A	60	60	60	60	60	60

METRAL P/N	ROW	CONTACT CODE MOD. I					
		1	2	3	4	5	6
85713-X23 AND 85713-X23LF	D	14	14	14	14	14	14
	C	20	20	20	20	20	20
	B	20	20	20	20	20	20
	A	14	14	14	14	14	14

METRAL P/N	ROW	CONTACT CODE MOD. I					
		1	2	3	4	5	6
85713-X28 AND 85713-X28LF	D	3	3	3	3	3	3
	C	4	4	4	4	4	4
	B	19	19	19	19	19	19
	A	19	19	19	19	19	19

METRAL P/N	ROW	CONTACT CODE MOD. I					
		1	2	3	4	5	6
85713-X33 AND 85713-X33LF	D	61	61	61	61	61	61
	C	61	61	61	61	61	61
	B	61	61	61	61	61	61
	A	61	61	61	61	61	61

METRAL P/N	ROW	CONTACT CODE MOD. I					
		1	2	3	4	5	6
85713-X38 AND 85713-X38LF	D	62	62	62	62	62	62
	C	62	62	62	62	62	62
	B	62	62	62	62	62	62
	A	62	62	62	62	62	62

METRAL P/N	ROW	CONTACT CODE MOD. I					
		1	2	3	4	5	6
85713-X24 AND 85713-X24LF	D	13	13	13	13	13	13
	C	19	19	19	19	19	19
	B	19	19	19	19	19	19
	A	13	13	13	13	13	13

METRAL P/N	ROW	CONTACT CODE MOD. I					
		1	2	3	4	5	6
85713-X29 AND 85713-X29LF	D	3	3	3	3	3	3
	C	3	3	3	3	3	3
	B	19	19	19	19	19	19
	A	3	3	3	3	3	3

METRAL P/N	ROW	CONTACT CODE MOD. I					
		1	2	3	4	5	6
85713-X34 AND 85713-X34LF	D	60	60	60	60	60	60
	C	60	60	60	60	60	60
	B	62	62	62	62	62	62
	A	60	60	60	60	60	60

METRAL P/N	ROW	CONTACT CODE MOD. I					
		1	2	3	4	5	6
85713-X39 AND 85713-X39LF	D	63	63	63	63	63	63
	C	63	63	63	63	63	63
	B	63	63	63	63	63	63
	A	63	63	63	63	63	63

METRAL P/N	ROW	CONTACT CODE MOD. I					
		1	2	3	4	5	6
85713-X25 AND 85713-X25LF	D	26	26	26	26	26	26
	C	26	26	26	26	26	26
	B	26	26	26	26	26	26
	A	26	26	26	26	26	26

METRAL P/N	ROW	CONTACT CODE MOD. I					
		1	2	3	4	5	6
85713-X30 AND 85713-X30LF	D	59	59	59	59	59	59
	C	59	59	59	59	59	59
	B	59	59	59	59	59	59
	A	59	59	59	59	59	59

METRAL P/N	ROW	CONTACT CODE MOD. I					
		1	2	3	4	5	6
85713-X35 AND 85713-X35LF	D	61	61	61	61	61	61
	C	62	62	62	62	62	62
	B	63	63	63	63	63	63
	A	63	63	63	63	63	63

METRAL P/N	ROW	CONTACT CODE MOD. I					
		1	2	3	4	5	6
85713-X40 AND 85713-X40LF	D	40	40	40	40	40	40
	C	40	40	40	40	40	40
	B	40	40	40	40	40	40
	A	40	40	40	40	40	40

dr	Terran Huang	2010/07/08	projection 	mm 	size	A4	scale	2:1	
eng	Andy Lu	2012/05/24			ecn no	ELX-DG-011719-1			
chr	Tian-Zhao Lin	2012/06/05			product family	METRAL		rel level	Released
appr	Pei-Ming Zheng	2012/06/06			dwg no	85713		rev	AS
		title			METRAL SIGNAL HEADER				
www.fci.com		cat. no.			-			Product - Customer Drw	
					sheet 5 of 6				



Copyright FCI.

METRAL P/N	ROW	CONTACT CODE MOD. I					
		1	2	3	4	5	6
85713-X41 AND 85713-X41LF	D	40	40	40	40	40	40
	C	40	40	40	40	40	40
	B	40	40	40	40	40	40
	A	41	41	41	41	41	41

METRAL P/N	ROW	CONTACT CODE MOD. I					
		1	2	3	4	5	6
85713-X46 AND 85713-X46LF	D	41	41	41	41	41	41
	C	41	41	41	41	41	41
	B	43	43	43	43	43	43
	A	41	41	41	41	41	41

METRAL P/N	ROW	CONTACT CODE MOD. I					
		1	2	3	4	5	6
85713-X51 AND 85713-X51LF	D	10	10	10	10	10	10
	C	10	10	10	10	10	10
	B	10	10	10	10	10	10
	A	10	10	10	10	10	10

METRAL P/N	ROW	CONTACT CODE MOD. I					
		1	2	3	4	5	6
85713-X56 AND 85713-X56LF	D	4	4	4	4	4	4
	C	4	4	4	4	4	4
	B	4	4	4	4	4	4
	A	3	3	3	3	3	3

METRAL P/N	ROW	CONTACT CODE MOD. I					
		1	2	3	4	5	6
85713-X61 AND 85713-X61LF	D	59	59	59	59	59	59
	C	59	59	59	59	59	59
	B	61	61	61	61	61	61
	A	59	59	59	59	59	59

METRAL P/N	ROW	CONTACT CODE MOD. I					
		1	2	3	4	5	6
85713-X42 AND 85713-X42LF	D	41	41	41	41	41	41
	C	25	25	25	25	25	25
	B	25	25	25	25	25	25
	A	41	41	41	41	41	41

METRAL P/N	ROW	CONTACT CODE MOD. I					
		1	2	3	4	5	6
85713-X47 AND 85713-X47LF	D	42	42	42	42	42	42
	C	42	42	42	42	42	42
	B	42	42	42	42	42	42
	A	42	42	42	42	42	42

METRAL P/N	ROW	CONTACT CODE MOD. I					
		1	2	3	4	5	6
85713-X52 AND 85713-X52LF	D	12	12	12	12	12	12
	C	12	12	12	12	12	12
	B	12	12	12	12	12	12
	A	12	12	12	12	12	12

METRAL P/N	ROW	CONTACT CODE MOD. I					
		1	2	3	4	5	6
85713-X57 AND 85713-X57LF	D	1	1	1	1	1	1
	C	3	3	3	3	3	3
	B	4	4	4	4	4	4
	A	19	19	19	19	19	19

METRAL P/N	ROW	CONTACT CODE MOD. I					
		1	2	3	4	5	6
85713-X62 AND 85713-X62LF	D	1	1	1	1	1	1
	C	3	3	3	3	3	3
	B	3	3	3	3	3	3
	A	4	4	4	4	4	4

METRAL P/N	ROW	CONTACT CODE MOD. I					
		1	2	3	4	5	6
85713-X43 AND 85713-X43LF	D	41	41	41	41	41	41
	C	41	41	41	41	41	41
	B	41	41	41	41	41	41
	A	41	41	41	41	41	41

METRAL P/N	ROW	CONTACT CODE MOD. I					
		1	2	3	4	5	6
85713-X48 AND 85713-X48LF	D	43	43	43	43	43	43
	C	43	43	43	43	43	43
	B	43	43	43	43	43	43
	A	43	43	43	43	43	43

METRAL P/N	ROW	CONTACT CODE MOD. I					
		1	2	3	4	5	6
85713-X53 AND 85713-X53LF	D	7	7	7	7	7	7
	C	8	8	8	8	8	8
	B	20	20	20	20	20	20
	A	20	20	20	20	20	20

METRAL P/N	ROW	CONTACT CODE MOD. I					
		1	2	3	4	5	6
85713-X58 AND 85713-X58LF	D	4	4	4	4	4	4
	C	4	4	4	4	4	4
	B	4	4	4	4	4	4
	A	19	19	19	19	19	19

METRAL P/N	ROW	CONTACT CODE MOD. I					
		1	2	3	4	5	6
85713-X63 AND 85713-X63LF	D	31	31	31	31	31	31
	C	31	31	31	31	31	31
	B	31	31	31	31	31	31
	A	31	31	31	31	31	31

METRAL P/N	ROW	CONTACT CODE MOD. I					
		1	2	3	4	5	6
85713-X44 AND 85713-X44LF	D	25	25	25	25	25	25
	C	25	25	25	25	25	25
	B	42	42	42	42	42	42
	A	25	25	25	25	25	25

METRAL P/N	ROW	CONTACT CODE MOD. I					
		1	2	3	4	5	6
85713-X49 AND 85713-X49LF	D	11	11	11	11	11	11
	C	12	12	12	12	12	12
	B	21	21	21	21	21	21
	A	21	21	21	21	21	21

METRAL P/N	ROW	CONTACT CODE MOD. I					
		1	2	3	4	5	6
85713-X54 AND 85713-X54LF	D	7	7	7	7	7	7
	C	7	7	7	7	7	7
	B	20	20	20	20	20	20
	A	7	7	7	7	7	7

METRAL P/N	ROW	CONTACT CODE MOD. I					
		1	2	3	4	5	6
85713-X59 AND 85713-X59LF	D	13	13	13	13	13	13
	C	4	4	4	4	4	4
	B	3	3	3	3	3	3
	A	13	13	13	13	13	13

METRAL P/N	ROW	CONTACT CODE MOD. I					
		1	2	3	4	5	6
85713-X45 AND 85713-X45LF	D	41	41	41	41	41	41
	C	42	42	42	42	42	42
	B	43	43	43	43	43	43
	A	43	43	43	43	43	43

METRAL P/N	ROW	CONTACT CODE MOD. I					
		1	2	3	4	5	6
85713-X50 AND 85713-X50LF	D	11	11	11	11	11	11
	C	11	11	11	11	11	11
	B	21	21	21	21	21	21
	A	11	11	11	11	11	11

METRAL P/N	ROW	CONTACT CODE MOD. I					
		1	2	3	4	5	6
85713-X55 AND 85713-X55LF	D	4	4	4	4	4	4
	C	4	4	4	4	4	4
	B	19	19	19	19	19	19
	A	19	19	19	19	19	19

METRAL P/N	ROW	CONTACT CODE MOD. I					
		1	2	3	4	5	6
85713-X60 AND 85713-X60LF	D	20	20	20	20	20	20
	C	20	20	20	20	20	20
	B	20	20	20	20	20	20
	A	20	20	20	20	20	20

dr	Terran Huang	2010/07/08	projection 	mm 	size	A4	scale	2:1	
eng	Andy Lu	2012/05/24			ecn no	ELX-DG-011719-1			
chr	Tian-Zhao Lin	2012/06/05			rel level	Released			
appr	Pei-Ming Zheng	2012/06/06	product family	METRAL		rev	AS		
		title			METRAL SIGNAL HEADER		dwg no		85713
www.fci.com		cat. no.			-		Product - Customer Drw		sheet 6 of 6



## Стандарт Электрон Связь

Мы молодая и активно развивающаяся компания в области поставок электронных компонентов. Мы поставляем электронные компоненты отечественного и импортного производства напрямую от производителей и с крупнейших складов мира.

Благодаря сотрудничеству с мировыми поставщиками мы осуществляем комплексные и плановые поставки широчайшего спектра электронных компонентов.

Собственная эффективная логистика и склад в обеспечивает надежную поставку продукции в точно указанные сроки по всей России.

Мы осуществляем техническую поддержку нашим клиентам и предпродажную проверку качества продукции. На все поставляемые продукты мы предоставляем гарантию .

Осуществляем поставки продукции под контролем ВП МО РФ на предприятия военно-промышленного комплекса России , а также работаем в рамках 275 ФЗ с открытием отдельных счетов в уполномоченном банке. Система менеджмента качества компании соответствует требованиям ГОСТ ISO 9001.

Минимальные сроки поставки, гибкие цены, неограниченный ассортимент и индивидуальный подход к клиентам являются основой для выстраивания долгосрочного и эффективного сотрудничества с предприятиями радиоэлектронной промышленности, предприятиями ВПК и научно-исследовательскими институтами России.

С нами вы становитесь еще успешнее!

### Наши контакты:

**Телефон:** +7 812 627 14 35

**Электронная почта:** [sales@st-electron.ru](mailto:sales@st-electron.ru)

**Адрес:** 198099, Санкт-Петербург,  
Промышленная ул, дом № 19, литера Н,  
помещение 100-Н Офис 331