


Power Metal Strip® Resistors, Low Value (down to 0.0005 Ω), Surface Mount, 4-Terminal



DESIGN SUPPORT TOOLS AVAILABLE



FEATURES

- 4-terminal design allows for 1 % tolerance down to 0.0005 Ω and 0.5 % tolerance down to 0.001 Ω
- All welded construction of the Power Metal Strip® resistors are ideal for all types of current sensing, voltage division, and pulse applications
- Proprietary processing technique produces extremely low resistance values (down to 0.0005 Ω)
- Sulfur resistance by construction that is unaffected by high sulfur environments
- Solid metal nickel-chrome or manganese-copper alloy resistive element with low TCR (< 20 ppm/°C)
- Very low inductance 0.5 nH to 5 nH
- AEC-Q200 qualified ⁽¹⁾
- Material categorization: for definitions of compliance please see www.vishay.com/doc?99912



Notes

- * This datasheet provides information about parts that are RoHS-compliant and / or parts that are non-RoHS-compliant. For example, parts with lead (Pb) terminations are not RoHS-compliant. Please see the information / tables in this datasheet for details
- Follow link to Overview of Automotive Grade Products for more details: www.vishay.com/doc?49924
- ⁽¹⁾ Flame retardance test may not be applicable to some resistor technologies

STANDARD ELECTRICAL SPECIFICATIONS						
GLOBAL MODEL	SIZE	POWER RATING $P_{70^\circ\text{C}}$ W	RESISTANCE VALUE RANGE Ω			WEIGHT (typical) g/1000 pieces
			Tol. ± 0.1 %	Tol. ± 0.5 %	Tol. ± 1.0 %	
WSK2512	2512	1.0	0.01 to 0.2	0.001 to 0.2	0.0005 to 0.2	63.6

Note

- Part marking: Value, tolerance; due to resistor size limitations some resistance values will be marked with only the resistance value

TECHNICAL SPECIFICATIONS		
PARAMETER	UNIT	RESISTOR CHARACTERISTICS
Temperature coefficient	ppm/°C	± 350 for 0.5 mΩ to 0.99 mΩ, ± 250 for 0.001 Ω to 0.0029 Ω, ± 75 for 0.003 Ω to 0.0049 Ω, ± 35 for 0.005 Ω to 0.2 Ω
Operating temperature range	°C	-65 to +170
Maximum working voltage	V	$(P \times R)^{1/2}$

GLOBAL PART NUMBER INFORMATION

Global Part Numbering example: WSK25125L000FTA (visit www.vishay.net Vishay Dale parts numbering manual for all options)



GLOBAL MODEL
WSK2512

RESISTANCE VALUE ⁽¹⁾
L = mΩ*
R = decimal
5L000 = 0.005 Ω
R0100 = 0.01 Ω
* Use "L" for resistance values < 0.01 Ω

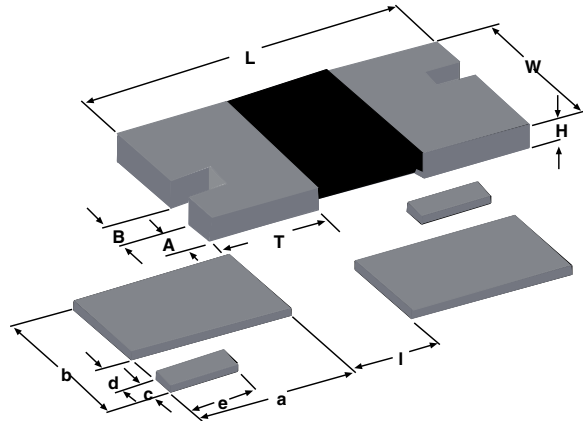
TOLERANCE CODE
B = ± 0.1 %
D = ± 0.5 %
F = ± 1.0 %

PACKAGING CODE ⁽²⁾
EA = lead (Pb)-free, tape / reel
EK = lead (Pb)-free, bulk
TA = tin / lead, tape / reel (R86)
BA = tin / lead, bulk (B43)

SPECIAL
(dash number) (up to 2 digits) From 1 to 99 as applicable

Notes

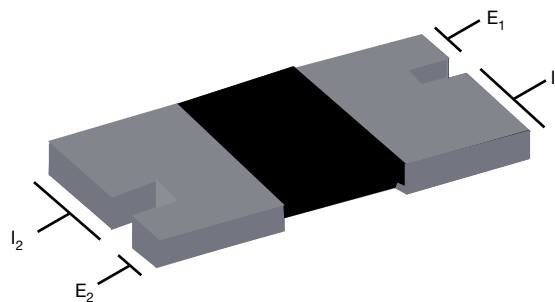
- ⁽¹⁾ WSL marking (www.vishay.com/doc?30327)
- ⁽²⁾ Packaging code: EB (lead (Pb)-free) and TB (tin / lead) are non-standard packaging codes designating 1000 piece reels. These non-standard packaging codes are identical to our standard EA (lead (Pb)-free) and TA (tin / lead), except that they have a package quantity of 1000 pieces

DIMENSIONS in inches (millimeters)

Notes

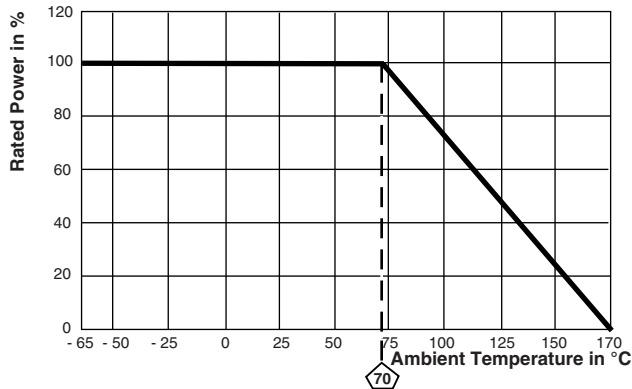
- 3D models available: www.vishay.com/doc?30323
- Surface mount solder profile recommendations: www.vishay.com/doc?31052

MODEL	DIMENSIONS						
	RESISTANCE RANGE Ω	L	W	H	T	A	B
WSK2512	0.0005 to 0.00099	0.250 ± 0.010 (6.35 \pm 0.254)	0.125 ± 0.010 (3.18 \pm 0.254)	0.025 ± 0.010 (0.635 \pm 0.254)	0.105 ± 0.010 [2.66 \pm 0.254]	0.030 ± 0.010 (0.762 \pm 0.254)	0.020 ± 0.010 (0.508 \pm 0.254)
	0.001 to 0.0049				0.087 ± 0.010 (2.21 \pm 0.254)		
	0.005 to 0.2				0.047 ± 0.010 (1.19 \pm 0.254)		

MODEL	SOLDER PAD DIMENSIONS						
	RESISTANCE RANGE Ω	a	b	c	d	e	I
WSK2512	0.0005 to 0.0049	0.130 (3.30)	0.130 (3.30)	0.030 (0.76)	0.020 (0.51)	0.067 (1.70)	0.065 (1.65)
	0.005 to 0.2	0.090 (2.29)					0.145 (3.68)

ELECTRICAL CONNECTION

Notes

- E1 and E2: voltage sense connections
- I1 and I2: current connection

DERATING

PULSE CAPABILITY

www.vishay.com/resistors/power-metal-strip-calculator

PERFORMANCE		
TEST	CONDITIONS OF TEST	TEST LIMITS
Thermal shock	-55 °C to +150 °C, 1000 cycles, 15 min at each extreme	± 0.5 % + 0.0005 Ω
Short time overload	5 x rated power for 5 s	± 0.5 % + 0.0005 Ω
Low temperature operation	-65 °C for 24 h	± 0.5 % + 0.0005 Ω
High temperature exposure	1000 h at +170 °C	± 1.0 % + 0.0005 Ω
Bias humidity	+85 °C, 85 % RH, 10 % bias, 1000 h	± 0.5 % + 0.0005 Ω
Mechanical shock	100 g's for 6 ms, 5 pulses	± 0.5 % + 0.0005 Ω
Vibration	Frequency varied 10 Hz to 2000 Hz in 1 min, 3 directions, 12 h	± 0.5 % + 0.0005 Ω
Load life	1000 h at rated power, +70 °C, 1.5 h "ON", 0.5 h "OFF"	± 1.0 % + 0.0005 Ω
Resistance to solder heat	+260 °C solder, 10 s to 12 s dwell, 25 mm/s emergence	± 0.5 % + 0.0005 Ω
Moisture resistance	MIL-STD-202, method 106, 0 % power, 7a and 7b not required	± 0.5 % + 0.0005 Ω

PACKAGING (1)				
MODEL	REEL			
	TAPE WIDTH	DIAMETER	PIECES / REEL	CODE
WSK2512	12 mm / embossed plastic	178 mm / 7"	2000	EA

Notes

- Embossed carrier tape per EIA-481
- (1) Additional packaging details at www.vishay.com/doc?20051



Disclaimer

ALL PRODUCT, PRODUCT SPECIFICATIONS AND DATA ARE SUBJECT TO CHANGE WITHOUT NOTICE TO IMPROVE RELIABILITY, FUNCTION OR DESIGN OR OTHERWISE.

Vishay Intertechnology, Inc., its affiliates, agents, and employees, and all persons acting on its or their behalf (collectively, "Vishay"), disclaim any and all liability for any errors, inaccuracies or incompleteness contained in any datasheet or in any other disclosure relating to any product.

Vishay makes no warranty, representation or guarantee regarding the suitability of the products for any particular purpose or the continuing production of any product. To the maximum extent permitted by applicable law, Vishay disclaims (i) any and all liability arising out of the application or use of any product, (ii) any and all liability, including without limitation special, consequential or incidental damages, and (iii) any and all implied warranties, including warranties of fitness for particular purpose, non-infringement and merchantability.

Statements regarding the suitability of products for certain types of applications are based on Vishay's knowledge of typical requirements that are often placed on Vishay products in generic applications. Such statements are not binding statements about the suitability of products for a particular application. It is the customer's responsibility to validate that a particular product with the properties described in the product specification is suitable for use in a particular application. Parameters provided in datasheets and / or specifications may vary in different applications and performance may vary over time. All operating parameters, including typical parameters, must be validated for each customer application by the customer's technical experts. Product specifications do not expand or otherwise modify Vishay's terms and conditions of purchase, including but not limited to the warranty expressed therein.

Except as expressly indicated in writing, Vishay products are not designed for use in medical, life-saving, or life-sustaining applications or for any other application in which the failure of the Vishay product could result in personal injury or death. Customers using or selling Vishay products not expressly indicated for use in such applications do so at their own risk. Please contact authorized Vishay personnel to obtain written terms and conditions regarding products designed for such applications.

No license, express or implied, by estoppel or otherwise, to any intellectual property rights is granted by this document or by any conduct of Vishay. Product names and markings noted herein may be trademarks of their respective owners.



Стандарт Электрон Связь

Мы молодая и активно развивающаяся компания в области поставок электронных компонентов. Мы поставляем электронные компоненты отечественного и импортного производства напрямую от производителей и с крупнейших складов мира.

Благодаря сотрудничеству с мировыми поставщиками мы осуществляем комплексные и плановые поставки широчайшего спектра электронных компонентов.

Собственная эффективная логистика и склад в обеспечивает надежную поставку продукции в точно указанные сроки по всей России.

Мы осуществляем техническую поддержку нашим клиентам и предпродажную проверку качества продукции. На все поставляемые продукты мы предоставляем гарантию .

Осуществляем поставки продукции под контролем ВП МО РФ на предприятия военно-промышленного комплекса России , а также работаем в рамках 275 ФЗ с открытием отдельных счетов в уполномоченном банке. Система менеджмента качества компании соответствует требованиям ГОСТ ISO 9001.

Минимальные сроки поставки, гибкие цены, неограниченный ассортимент и индивидуальный подход к клиентам являются основой для выстраивания долгосрочного и эффективного сотрудничества с предприятиями радиоэлектронной промышленности, предприятиями ВПК и научно-исследовательскими институтами России.

С нами вы становитесь еще успешнее!

Наши контакты:

Телефон: +7 812 627 14 35

Электронная почта: sales@st-electron.ru

Адрес: 198099, Санкт-Петербург,
Промышленная ул, дом № 19, литера Н,
помещение 100-Н Офис 331