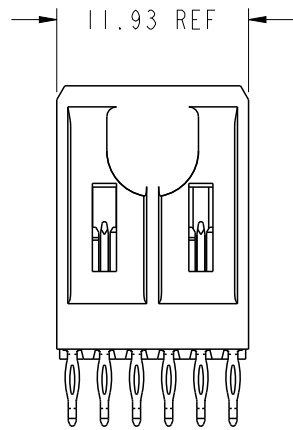
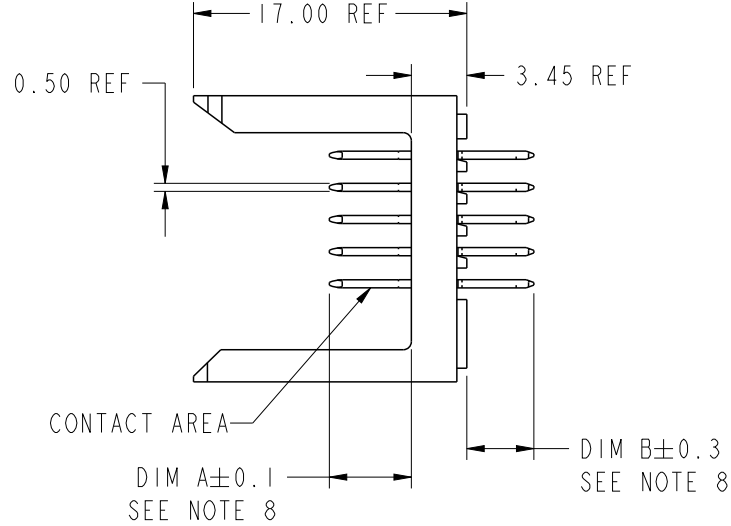
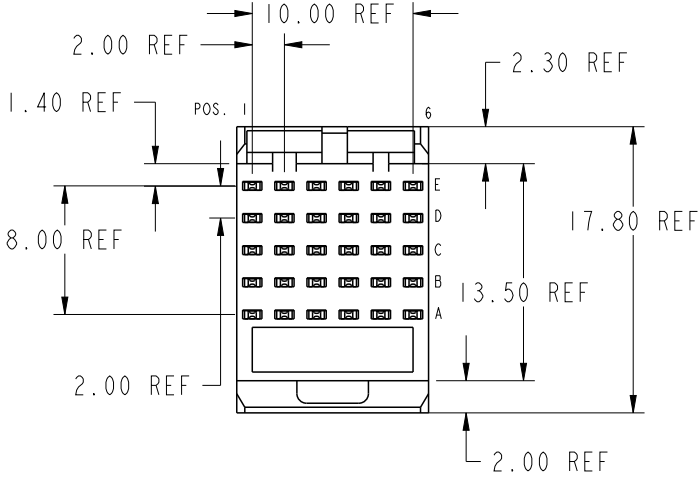


PRODUCT NUMBER
85838-XYX
85838-XYXLF



spec ref *		dr Terran Huang		2010/07/08		projection		size A4		scale 1:10	
tolerance std		eng Julia Wang		2012/09/19						ecn no ELX-DG-012854-1	
ISO 406 ISO 1101		chr -		-						rel level Released	
surface		appr Pei-Ming Zheng		2012/09/19		product family METRAL		rev		85838	
ISO 1302		linear		0.X ±0.03				title METRAL SIGNAL HEADER 1 MOD, 5 ROW PRESS-FIT		cat. no. - Product - Customer Drw	
				0.XX ±0.13							
				0.XXX ±0.051							
		angular		0° ±2°		www.fci.com		sheet 1 of 9		rev BH	

ProjE File - REV C - 2009-06-09

Copyright FCI.

1

2

3

4

A

B

C

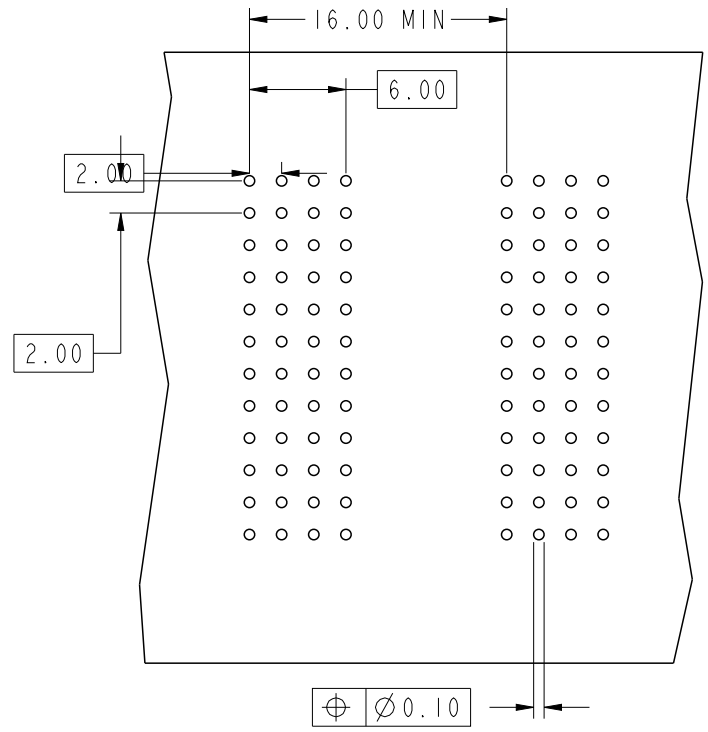
D

A

B

C

D



REQUIRED PC BOARD LAYOUT
 COMPONENT SIDE
 SEE PRINT 58351 FOR
 ADDITIONAL PCB INFORMATION

KEY		
CODE	DIMENSIONS	
	DIM "A" MATE	DIM "B" TAIL
1	5.00	4.30
2	5.75	4.30
3	6.50	4.30
4	7.25	4.30
5	5.00	13.60
6	5.75	13.60
7	6.50	13.60
8	7.25	13.60
9	5.00	17.00
10	5.75	17.00
11	6.50	17.00
12	7.25	17.00
13	8.25	4.30
14	8.25	13.60
15	8.25	17.00
16	7.00	4.30
17	7.00	13.60
18	7.00	17.00
19	8.00	4.30

KEY		
CODE	DIMENSIONS	
	DIM "A" MATE	DIM "B" TAIL
20	8.00	13.60
21	8.00	17.00
22	5.00	12.10
25	5.75	15.60
40	5.00	15.60
41	6.50	15.60
42	7.25	15.60
43	8.00	15.60
44	5.75	12.10
45	6.50	12.10
48	5.00	15.10
54	5.00	11.50
55	5.75	11.50
56	6.50	11.50
59	5.00	11.80
60	5.75	11.80
61	6.50	11.80
62	7.25	11.80
63	8.00	11.80



Copyright FCI.

dr	Terran Huang	2010/07/08	projection 	MM 	size	A4	scale	21:10
eng	Julia Wang	2012/09/19			ecn no	ELX-DG-012854-1		
chr	-	-			rel level	Released		
appr	Pei-Ming Zheng	2012/09/19	product family	METRAL		rev	BH	
		title	METRAL SIGNAL HEADER		dwg no	85838		sheet 2 of 9
www.fci.com		cat. no.	-	Product - Customer Drw				

2

3

4



Copyright FCI.

METRAL P/N	ROW	CONTACT CODE MOD. I					
		1	2	3	4	5	6
85838-X01	E	25	25	25	25	25	25
	D	25	25	25	25	25	25
-----	C	25	25	25	25	25	25
85838-X01LF	B	25	25	25	25	25	25
	A	25	25	25	25	25	25

METRAL P/N	ROW	CONTACT CODE MOD. I					
		1	2	3	4	5	6
85838-X02	E	1	1	1	1	1	1
	D	3	3	3	3	3	3
-----	C	19	19	19	19	19	19
85838-X02LF	B	3	3	3	3	3	3
	A	1	1	1	1	1	1

METRAL P/N	ROW	CONTACT CODE MOD. I					
		1	2	3	4	5	6
85838-X03	E	3	3	3	3	3	3
	D	3	3	3	3	3	3
-----	C	3	3	3	3	3	3
85838-X03LF	B	19	19	19	19	19	19
	A	3	3	3	3	3	3

METRAL P/N	ROW	CONTACT CODE MOD. I					
		1	2	3	4	5	6
85838-X04	E	3	3	3	3	3	3
	D	10	10	10	10	10	10
-----	C	10	10	10	10	10	10
85838-X04LF	B	9	9	9	9	9	9
	A	10	10	10	10	10	10

METRAL P/N	ROW	CONTACT CODE MOD. I					
		1	2	3	4	5	6
85838-X05	E	44	44	44	44	44	44
	D	22	22	22	22	22	22
-----	C	44	44	44	44	44	44
85838-X05LF	B	44	44	44	44	44	44
	A	45	45	45	45	45	45

METRAL P/N	ROW	CONTACT CODE MOD. I					
		1	2	3	4	5	6
85838-X06	E	1	1	1	1	1	1
	D	1	1	1	1	1	1
-----	C	3	3	3	3	3	3
85838-X06LF	B	1	1	1	1	1	1
	A	1	1	1	1	1	1

METRAL P/N	ROW	CONTACT CODE MOD. I					
		1	2	3	4	5	6
85838-X07	E	19	19	19	19	19	19
	D	4	4	4	4	4	4
-----	C	4	4	4	4	4	4
85838-X07LF	B	4	4	4	4	4	4
	A	4	4	4	4	4	4

METRAL P/N	ROW	CONTACT CODE MOD. I					
		1	2	3	4	5	6
85838-X08	E	20	20	20	20	20	20
	D	8	8	8	8	8	8
-----	C	8	8	8	8	8	8
85838-X08LF	B	8	8	8	8	8	8
	A	8	8	8	8	8	8

METRAL P/N	ROW	CONTACT CODE MOD. I					
		1	2	3	4	5	6
85838-X09	E	N/A					
	D	6	6	6	6	6	6
-----	C	6	6	6	6	6	6
85838-X09LF	B	6	6	6	6	6	6
	A	6	6	6	6	6	6

METRAL P/N	ROW	CONTACT CODE MOD. I					
		1	2	3	4	5	6
85838-X10	E	N/A					
	D	2	2	2	2	2	2
-----	C	2	2	2	2	2	2
85838-X10LF	B	2	2	2	2	2	2
	A	2	2	2	2	2	2

METRAL P/N	ROW	CONTACT CODE MOD. I					
		1	2	3	4	5	6
85838-X11	E	N/A					
	D	4	4	4	4	4	4
-----	C	4	4	4	4	4	4
85838-X11LF	B	19	19	19	19	19	19
	A	19	19	19	19	19	19

METRAL P/N	ROW	CONTACT CODE MOD. I					
		1	2	3	4	5	6
85838-X12	E	7	7	7	7	7	7
	D	7	7	7	7	7	7
-----	C	7	7	7	7	7	7
85838-X12LF	B	7	7	7	7	7	7
	A	3	3	3	3	3	3

METRAL P/N	ROW	CONTACT CODE MOD. I					
		1	2	3	4	5	6
85838-X13	E	3	3	3	3	3	3
	D	3	3	3	3	3	3
-----	C	3	3	3	3	3	3
85838-X13LF	B	2	2	2	2	2	2
	A	2	2	2	2	2	2

METRAL P/N	ROW	CONTACT CODE MOD. I					
		1	2	3	4	5	6
85838-X14	E	16	16	16	16	16	16
	D	16	16	16	16	16	16
-----	C	16	16	16	16	16	16
85838-X14LF	B	16	16	16	16	16	16
	A	16	16	16	16	16	16

METRAL P/N	ROW	CONTACT CODE MOD. I					
		1	2	3	4	5	6
85838-X15	E	13	13	13	13	13	13
	D	13	13	13	13	13	13
-----	C	13	13	13	13	13	13
85838-X15LF	B	13	13	13	13	13	13
	A	13	13	13	13	13	13

METRAL P/N	ROW	CONTACT CODE MOD. I					
		1	2	3	4	5	6
85838-X16	E	17	17	17	17	17	17
	D	17	17	17	17	17	17
-----	C	17	17	17	17	17	17
85838-X16LF	B	17	17	17	17	17	17
	A	17	17	17	17	17	17

dr	Terran Huang	2010/07/08	projection 	MM 	size	A4	scale	1:10
eng	Julia Wang	2012/09/19			ecn no	ELX-DG-012854-1		
chr	-	-			rel level	Released		
appr	Pei-Ming Zheng	2012/09/19	product family	METRAL	rev	BH		
		title METRAL SIGNAL HEADER 1 MOD, 5 ROW PRESS-FIT			dwg no 85838	sheet 3 of 9		
www.fci.com		cat. no.	-	Product - Customer Drw				



Copyright FCI.

METRAL P/N	ROW	CONTACT CODE MOD. I					
		1	2	3	4	5	6
85838-X17	E	14	14	14	14	14	14
	D	14	14	14	14	14	14
-----	C	14	14	14	14	14	14
85838-X17LF	B	14	14	14	14	14	14
	A	14	14	14	14	14	14

METRAL P/N	ROW	CONTACT CODE MOD. I					
		1	2	3	4	5	6
85838-X18	E	18	18	18	18	18	18
	D	18	18	18	18	18	18
-----	C	18	18	18	18	18	18
85838-X18LF	B	18	18	18	18	18	18
	A	18	18	18	18	18	18

METRAL P/N	ROW	CONTACT CODE MOD. I					
		1	2	3	4	5	6
85838-X19	E	15	15	15	15	15	15
	D	15	15	15	15	15	15
-----	C	15	15	15	15	15	15
85838-X19LF	B	15	15	15	15	15	15
	A	15	15	15	15	15	15

METRAL P/N	ROW	CONTACT CODE MOD. I					
		1	2	3	4	5	6
85838-X20	E	10	10	10	10	10	10
	D	9	9	9	9	9	9
-----	C	10	10	10	10	10	10
85838-X20LF	B	9	9	9	9	9	9
	A	11	11	11	11	11	11

METRAL P/N	ROW	CONTACT CODE MOD. I					
		1	2	3	4	5	6
85838-X21	E	10	10	10	10	10	10
	D	10	10	10	10	10	10
-----	C	9	9	9	9	9	9
:85838-X21LF	B	9	9	9	9	9	9
	A	11	11	11	11	11	11

METRAL P/N	ROW	CONTACT CODE MOD. I					
		1	2	3	4	5	6
85838-X22	E	2	2	2	2	2	2
	D	4	4	4	4	4	4
-----	C	2	2	2	2	2	2
85838-X22LF	B	2	2	2	2	2	2
	A	2	2	2	2	2	2

METRAL P/N	ROW	CONTACT CODE MOD. I					
		1	2	3	4	5	6
85838-X23	E	19	19	19	19	19	19
	D	1	1	1	1	1	1
-----	C	19	19	19	19	19	19
85838-X23LF	B	1	1	1	1	1	1
	A	19	19	19	19	19	19

METRAL P/N	ROW	CONTACT CODE MOD. I					
		1	2	3	4	5	6
85838-X24	E	20	20	20	20	20	20
	D	5	5	5	5	5	5
-----	C	20	20	20	20	20	20
85838-X24LF	B	5	5	5	5	5	5
	A	20	20	20	20	20	20

METRAL P/N	ROW	CONTACT CODE MOD. I					
		1	2	3	4	5	6
85838-X25	E	22	22	22	22	22	22
	D	22	22	22	22	22	22
-----	C	22	22	22	22	22	22
85838-X25LF	B	22	22	22	22	22	22
	A	22	22	22	22	22	22

METRAL P/N	ROW	CONTACT CODE MOD. I					
		1	2	3	4	5	6
85838-X26	E	54	54	54	54	54	54
	D	55	55	55	55	55	55
-----	C	56	56	56	56	56	56
85838-X26LF	B	55	55	55	55	55	55
	A	54	54	54	54	54	54

METRAL P/N	ROW	CONTACT CODE MOD. I					
		1	2	3	4	5	6
85838-X27	E	48	48	48	48	48	48
	D	48	48	48	48	48	48
-----	C	48	48	48	48	48	48
85838-X27LF	B	48	48	48	48	48	48
	A	48	48	48	48	48	48

METRAL P/N	ROW	CONTACT CODE MOD. I					
		1	2	3	4	5	6
85838-X28	E	3	3	3	3	3	3
	D	19	19	19	19	19	19
-----	C	3	3	3	3	3	3
85838-X28LF	B	3	3	3	3	3	3
	A	1	1	1	1	1	1

METRAL P/N	ROW	CONTACT CODE MOD. I					
		1	2	3	4	5	6
85838-X29	E	56	56	56	56	56	56
	D	56	56	56	56	56	56
-----	C	56	56	56	56	56	56
85838-X29LF	B	56	56	56	56	56	56
	A	56	56	56	56	56	56

METRAL P/N	ROW	CONTACT CODE MOD. I					
		1	2	3	4	5	6
85838-X30	E	3	3	3	3	3	3
	D	3	3	3	3	3	3
-----	C	19	19	19	19	19	19
85838-X30LF	B	3	3	3	3	3	3
	A	3	3	3	3	3	3

METRAL P/N	ROW	CONTACT CODE MOD. I					
		1	2	3	4	5	6
85838-X31	E	1	1	1	1	1	1
	D	3	3	3	3	3	3
-----	C	19	19	19	19	19	19
85838-X31LF	B	3	3	3	3	3	3
	A	1	1	1	1	1	1

METRAL P/N	ROW	CONTACT CODE MOD. I					
		1	2	3	4	5	6
85838-X32	E	1	1	1	1	1	1
	D	1	1	1	1	1	1
-----	C	2	2	2	2	2	2
:85838-X32LF	B	1	1	1	1	1	1
	A	2	2	2	2	2	2

dr	Terran Huang	2010/07/08	projection 	MM 	size	A4	scale	1:10
eng	Julia Wang	2012/09/19			ecn no	ELX-DG-012854-1		
chr	-	-			rel level	Released		
appr	Pei-Ming Zheng	2012/09/19	product family	METRAL	rev			
		title METRAL SIGNAL HEADER 1 MOD, 5 ROW PRESS-FIT			dwg no 85838	rev BH		
www.fci.com		cat. no.	-	Product - Customer Drw		sheet 4 of 9		



Copyright FCI.

METRAL P/N	ROW	CONTACT CODE MOD. I					
		1	2	3	4	5	6
85838-X33	E	6	6	6	6	6	6
	D	6	6	6	6	6	6
-----	C	6	6	6	6	6	6
85838-X33LF	B	5	5	5	5	5	5
	A	5	5	5	5	5	5

METRAL P/N	ROW	CONTACT CODE MOD. I					
		1	2	3	4	5	6
85838-X34	E	19	19	19	19	19	19
	D	19	19	19	19	19	19
-----	C	19	19	19	19	19	19
85838-X34LF	B	4	4	4	4	4	4
	A	4	4	4	4	4	4

METRAL P/N	ROW	CONTACT CODE MOD. I					
		1	2	3	4	5	6
85838-X35	E	2	2	2	2	2	2
	D	4	4	4	4	4	4
-----	C	4	4	4	4	4	4
85838-X35LF	B	4	4	4	4	4	4
	A	2	2	2	2	2	2

METRAL P/N	ROW	CONTACT CODE MOD. I					
		1	2	3	4	5	6
85838-X36	E	21	21	21	21	21	21
	D	21	21	21	21	21	21
-----	C	21	21	21	21	21	21
85838-X36LF	B	12	12	12	12	12	12
	A	12	12	12	12	12	12

METRAL P/N	ROW	CONTACT CODE MOD. I					
		1	2	3	4	5	6
85838-X37	E	3	3	3	3	3	3
	D	3	3	3	3	3	3
-----	C	4	4	4	4	4	4
85838-X37LF	B	19	19	19	19	19	19
	A	19	19	19	19	19	19

METRAL P/N	ROW	CONTACT CODE MOD. I					
		1	2	3	4	5	6
85838-X38	E	59	59	59	59	59	59
	D	59	59	59	59	59	59
-----	C	59	59	59	59	59	59
85838-X38LF	B	59	59	59	59	59	59
	A	59	59	59	59	59	59

METRAL P/N	ROW	CONTACT CODE MOD. I					
		1	2	3	4	5	6
85838-X39	E	59	59	59	59	59	59
	D	59	59	59	59	59	59
-----	C	59	59	59	59	59	59
85838-X39LF	B	59	59	59	59	59	59
	A	61	61	61	61	61	61

METRAL P/N	ROW	CONTACT CODE MOD. I					
		1	2	3	4	5	6
85838-X40	E	60	60	60	60	60	60
	D	61	61	61	61	61	61
-----	C	60	60	60	60	60	60
85838-X40LF	B	60	60	60	60	60	60
	A	61	61	61	61	61	61

METRAL P/N	ROW	CONTACT CODE MOD. I					
		1	2	3	4	5	6
85838-X41	E	61	61	61	61	61	61
	D	61	61	61	61	61	61
-----	C	61	61	61	61	61	61
85838-X41LF	B	61	61	61	61	61	61
	A	61	61	61	61	61	61

METRAL P/N	ROW	CONTACT CODE MOD. I					
		1	2	3	4	5	6
85838-X42	E	60	60	60	60	60	60
	D	60	60	60	60	60	60
-----	C	60	60	60	60	60	60
85838-X42LF	B	62	62	62	62	62	62
	A	60	60	60	60	60	60

METRAL P/N	ROW	CONTACT CODE MOD. I					
		1	2	3	4	5	6
85838-X43	E	61	61	61	61	61	61
	D	61	61	61	61	61	61
-----	C	62	62	62	62	62	62
85838-X43LF	B	63	63	63	63	63	63
	A	63	63	63	63	63	63

METRAL P/N	ROW	CONTACT CODE MOD. I					
		1	2	3	4	5	6
85838-X44	E	61	61	61	61	61	61
	D	61	61	61	61	61	61
-----	C	61	61	61	61	61	61
85838-X44LF	B	63	63	63	63	63	63
	A	61	61	61	61	61	61

METRAL P/N	ROW	CONTACT CODE MOD. I					
		1	2	3	4	5	6
85838-X45	E	60	60	60	60	60	60
	D	60	60	60	60	60	60
-----	C	60	60	60	60	60	60
85838-X45LF	B	60	60	60	60	60	60
	A	60	60	60	60	60	60

METRAL P/N	ROW	CONTACT CODE MOD. I					
		1	2	3	4	5	6
85838-X46	E	62	62	62	62	62	62
	D	62	62	62	62	62	62
-----	C	62	62	62	62	62	62
85838-X46LF	B	62	62	62	62	62	62
	A	62	62	62	62	62	62

METRAL P/N	ROW	CONTACT CODE MOD. I					
		1	2	3	4	5	6
85838-X47	E	63	63	63	63	63	63
	D	63	63	63	63	63	63
-----	C	63	63	63	63	63	63
85838-X47LF	B	63	63	63	63	63	63
	A	63	63	63	63	63	63

METRAL P/N	ROW	CONTACT CODE MOD. I					
		1	2	3	4	5	6
85838-X48	E	40	40	40	40	40	40
	D	40	40	40	40	40	40
-----	C	40	40	40	40	40	40
85838-X48LF	B	40	40	40	40	40	40
	A	40	40	40	40	40	40

dr	Terran Huang	2010/07/08	projection 	MM 	size	A4	scale	1:10
eng	Julia Wang	2012/09/19			ecn no	ELX-DG-012854-1		
chr	-	-			rel level	Released		
appr	Pei-Ming Zheng	2012/09/19	product family	METRAL	rev	BH		
		title METRAL SIGNAL HEADER 1 MOD, 5 ROW PRESS-FIT			dwg no 85838	sheet 5 of 9		
www.fci.com		cat. no.	-	Product - Customer Drw				



Copyright FCI.

METRAL P/N	ROW	CONTACT CODE MOD. I					
		1	2	3	4	5	6
85838-X49	E	40	40	40	40	40	40
	D	40	40	40	40	40	40
-----	C	40	40	40	40	40	40
85838-X49LF	B	40	40	40	40	40	40
	A	41	41	41	41	41	41

METRAL P/N	ROW	CONTACT CODE MOD. I					
		1	2	3	4	5	6
85838-X50	E	25	25	25	25	25	25
	D	41	41	41	41	41	41
-----	C	25	25	25	25	25	25
85838-X50LF	B	25	25	25	25	25	25
	A	41	41	41	41	41	41

METRAL P/N	ROW	CONTACT CODE MOD. I					
		1	2	3	4	5	6
85838-X51	E	41	41	41	41	41	41
	D	41	41	41	41	41	41
-----	C	41	41	41	41	41	41
85838-X51LF	B	41	41	41	41	41	41
	A	41	41	41	41	41	41

METRAL P/N	ROW	CONTACT CODE MOD. I					
		1	2	3	4	5	6
85838-X52	E	25	25	25	25	25	25
	D	25	25	25	25	25	25
-----	C	25	25	25	25	25	25
85838-X52LF	B	42	42	42	42	42	42
	A	25	25	25	25	25	25

METRAL P/N	ROW	CONTACT CODE MOD. I					
		1	2	3	4	5	6
85838-X53	E	41	41	41	41	41	41
	D	41	41	41	41	41	41
-----	C	42	42	42	42	42	42
85838-X53LF	B	43	43	43	43	43	43
	A	43	43	43	43	43	43

METRAL P/N	ROW	CONTACT CODE MOD. I					
		1	2	3	4	5	6
85838-X54	E	41	41	41	41	41	41
	D	41	41	41	41	41	41
-----	C	41	41	41	41	41	41
85838-X54LF	B	43	43	43	43	43	43
	A	41	41	41	41	41	41

METRAL P/N	ROW	CONTACT CODE MOD. I					
		1	2	3	4	5	6
85838-X55	E	42	42	42	42	42	42
	D	42	42	42	42	42	42
-----	C	42	42	42	42	42	42
85838-X55LF	B	42	42	42	42	42	42
	A	42	42	42	42	42	42

METRAL P/N	ROW	CONTACT CODE MOD. I					
		1	2	3	4	5	6
85838-X56	E	43	43	43	43	43	43
	D	43	43	43	43	43	43
-----	C	43	43	43	43	43	43
85838-X56LF	B	43	43	43	43	43	43
	A	43	43	43	43	43	43

METRAL P/N	ROW	CONTACT CODE MOD. I					
		1	2	3	4	5	6
85838-X57	E	11	11	11	11	11	11
	D	11	11	11	11	11	11
-----	C	12	12	12	12	12	12
85838-X57LF	B	21	21	21	21	21	21
	A	21	21	21	21	21	21

METRAL P/N	ROW	CONTACT CODE MOD. I					
		1	2	3	4	5	6
85838-X58	E	11	11	11	11	11	11
	D	11	11	11	11	11	11
-----	C	11	11	11	11	11	11
85838-X58LF	B	21	21	21	21	21	21
	A	11	11	11	11	11	11

METRAL P/N	ROW	CONTACT CODE MOD. I					
		1	2	3	4	5	6
85838-X59	E	7	7	7	7	7	7
	D	7	7	7	7	7	7
-----	C	8	8	8	8	8	8
85838-X59LF	B	20	20	20	20	20	20
	A	20	20	20	20	20	20

METRAL P/N	ROW	CONTACT CODE MOD. I					
		1	2	3	4	5	6
85838-X60	E	7	7	7	7	7	7
	D	7	7	7	7	7	7
-----	C	7	7	7	7	7	7
85838-X60LF	B	20	20	20	20	20	20
	A	7	7	7	7	7	7

METRAL P/N	ROW	CONTACT CODE MOD. I					
		1	2	3	4	5	6
85838-X61	E	2	2	2	2	2	2
	D	1	1	1	1	1	1
-----	C	1	1	1	1	1	1
85838-X61LF	B	1	1	1	1	1	1
	A	1	1	1	1	1	1

METRAL P/N	ROW	CONTACT CODE MOD. I					
		1	2	3	4	5	6
85838-X62	E	1	1	1	1	1	1
	D	2	2	2	2	2	2
-----	C	3	3	3	3	3	3
85838-X62LF	B	2	2	2	2	2	2
	A	1	1	1	1	1	1

METRAL P/N	ROW	CONTACT CODE MOD. I					
		1	2	3	4	5	6
85838-X63	E	-	-	-	-	-	-
	D	4	4	4	4	4	4
-----	C	4	4	4	4	4	4
85838-X63LF	B	4	4	4	4	4	4
	A	3	3	3	3	3	3

METRAL P/N	ROW	CONTACT CODE MOD. I					
		1	2	3	4	5	6
85838-X64	E	2	2	2	2	2	2
	D	3	3	3	3	3	3
-----	C	4	4	4	4	4	4
85838-X64LF	B	4	4	4	4	4	4
	A	4	4	4	4	4	4

dr	Terran Huang	2010/07/08	projection 	MM 	size	A4	scale	1:10
eng	Julia Wang	2012/09/19			ecn no	ELX-DG-012854-1		
chr	-	-			rel level	Released		
appr	Pei-Ming Zheng	2012/09/19	product family	METRAL	rev	BH		
		title METRAL SIGNAL HEADER I MOD, 5 ROW PRESS-FIT			dwg no 85838	sheet 6 of 9		
www.fci.com		cat. no.	-	Product - Customer Drw				



Copyright FCI.

METRAL P/N	ROW	CONTACT CODE MOD. I					
		1	2	3	4	5	6
85838-X65	E	6	6	6	6	6	6
	D	7	7	7	7	7	7
-----	C	8	8	8	8	8	8
85838-X65LF	B	8	8	8	8	8	8
	A	8	8	8	8	8	8

METRAL P/N	ROW	CONTACT CODE MOD. I					
		1	2	3	4	5	6
85838-X66	E	1	1	1	1	1	1
	D	1	1	1	1	1	1
-----	C	-	-	-	-	-	-
85838-X66LF	B	1	1	1	1	1	1
	A	1	1	1	1	1	1

METRAL P/N	ROW	CONTACT CODE MOD. I					
		1	2	3	4	5	6
85838-X67	E	2	2	2	2	2	2
	D	2	2	2	2	2	2
-----	C	2	2	2	2	2	2
85838-X67LF	B	2	2	2	2	2	2
	A	1	1	1	1	1	1

METRAL P/N	ROW	CONTACT CODE MOD. I					
		1	2	3	4	5	6
85838-X68	E	60	60	60	60	60	60
	D	59	59	59	59	59	59
-----	C	60	60	60	60	60	60
85838-X68LF	B	60	60	60	60	60	60
	A	61	61	61	61	61	61

dr	Terran Huang	2010/07/08	projection 	MM 	size	A4	scale	1:10
eng	Julia Wang	2012/09/19			ecn no	ELX-DG-012854-1		
chr	-	-			rel level	Released		
appr	Pei-Ming Zheng	2012/09/19	product family	METRAL		rev	BH	
		title METRAL SIGNAL HEADER I MOD, 5 ROW PRESS-FIT			dwg no 85838	sheet 7 of 9		
www.fci.com		cat. no.	-	Product - Customer Drw		sheet 7 of 9		

METRAL P/N	ROW	CONTACT CODE MOD. I					
		1	2	3	4	5	6
85838-X81	E	3	3	3	3	3	3
	D	1	1	1	1	1	1
-----	C	1	1	1	1	1	1
85838-X81LF	B	1	1	1	1	1	1
	A	1	1	1	1	1	1

METRAL P/N	ROW	CONTACT CODE MOD. I					
		1	2	3	4	5	6
85838-X82	E	1	1	1	1	1	1
	D	1	1	1	1	1	1
-----	C	2	2	2	2	2	2
85838-X82LF	B	1	1	1	1	1	1
	A	1	1	1	1	1	1

METRAL P/N	ROW	CONTACT CODE MOD. I					
		1	2	3	4	5	6
85838-X83	E	1	1	-	1	1	1
	D	3	3	-	3	3	3
-----	C	-	-	3	3	3	3
85838-X83LF	B	3	3	-	3	3	3
	A	1	1	-	1	1	1

dr	Terran Huang	2010/07/08	projection 	MM 	size	A4	scale	1:10
eng	Julia Wang	2012/09/19			ecn no	ELX-DG-012854-1		
chr	-	-			product family	METRAL	rel level	Released
appr	Pei-Ming Zheng	2012/09/19	title		METRAL SIGNAL HEADER		dwg no	85838
www.fci.com			I MOD, 5 ROW PRESS-FIT		rev	BH		
cat. no.			-		Product - Customer Drw		sheet 8 of 9	



Copyright FCI.

PRODUCT NUMBER

85838-XYX

85838-XYXLF

NOTES:

1. FOR DIM A AND B SEE SHEET 2 AND UP.
2. BODY MATERIAL: LIQUID CRYSTAL POLYMER 30 % GLASS. FLAME RETARDANT ACC. UL 94-V0.
3. PIN MATERIAL: PHOSPHOR BRONZE.
4. PLATING ON PRESS-FIT TAIL: 85838-XYX IS SnPb, 85838-XYXLF IS Sn(LEAD FREE) CONTACT AREA CONFORMS TO PERFORMANCE LEVEL SHOWN IN TABLE BELOW.
5. PRODUCT MARKING:
PART NUMBER DESIGNATION & BATCH I.D.
6. ALL PRODUCTS WITH PART NUMBERS SHOWN IN SUBSEQUENT TABLES WILL BE PACKAGED IN TUBES. IF TRAY PACKAGING IS REQUIRED, A SUFFIX "P" WILL BE ADDED TO THE END OF THE PART NUMBER. EXAMPLE: XXXXX-XXXP
7. PRODUCT SPECIFICATION: GS-12-180
APPLICATION SPECIFICATION: BUS-20-073
8. AFTER INSERTION INTO CIRCUIT BOARD WITH QUALIFIED TOOL.
9. -A PLATING HAS Au FLASH IN PRESS FIT AREA (LEAD FREE).

10. THE PRODUCTS WHERE THE PART NUMBER ENDS IN LF MEET THE EUROPEAN UNION DIRECTIVES AND OTHER COUNTRY REGULATIONS AS DESCRIBED IN GS-22-008.

ALL PRODUCTS EXCEPT THOSE WITH PART NUMBERS CONTAINING (DRAWING NO.)-NI--- OR (DRAWING NO.)-N5---WILL WITHSTAND EXPOSURE TO 260°C FOR 60 SECONDS IN A CONVECTION, INFRA-RED OR VAPOR PHASE REFLOW OVEN. PART NUMBERS (DRAWING NO.)-NI--- AND (DRAWINGS NO.)-N5---WILL NOT WITHSTAND REFLOW AND Au CONTACT SURFACE OF THE CONTACTS SHALL BE EXPOSED TO A MAXIMUM 140°C FOR NO LONGER THAN 15 SECONDS IN A WAVE SOLDER APPLICATION.

PLATING IN CONTACT AREA		NOTES
DASH NUMBER	PERFORMANCE LEVEL	
-AYY	TELCORDIA CO (SEE NOTE 9)	-
-NIYY	TELCORDIA CO (NXT)	-
-N5YY	TELCORDIA UE (NXT)	-
-IYY	TELCORDIA CO	-
-2YY	TELECOM CLASS	-
-3YY	IEC CLASS I	-
-5YY	TELCORDIA UE	-
-AYXLF	TELCORDIA CO (SEE NOTE 9)	SEE NOTE 10
-NIYXLF	TELCORDIA CO (NXT) IEC CLASS I	SEE NOTE 10
-N5YXLF	TELCORDIA UE (NXT)	SEE NOTE 10
-IYXLF	TELCORDIA CO IEC CLASS I	SEE NOTE 10
-2YXLF	TELECOM CLASS	SEE NOTE 10
-5YXLF	TELCORDIA UE	SEE NOTE 10

dr	Terran Huang	2010/07/08	projection 	MM 	size	A4	scale	1:10
eng	Julia Wang	2012/09/19			ecn no	ELX-DG-012854-1		
chr	-	-			rel level	Released		
appr	Pei-Ming Zheng	2012/09/19	product family	METRAL		rev		
		title	METRAL SIGNAL HEADER			dwg no	85838	
www.fci.com		cat. no.	-			Product - Customer Drw	sheet 9 of 9	
						rev	_BH	



Стандарт Электрон Связь

Мы молодая и активно развивающаяся компания в области поставок электронных компонентов. Мы поставляем электронные компоненты отечественного и импортного производства напрямую от производителей и с крупнейших складов мира.

Благодаря сотрудничеству с мировыми поставщиками мы осуществляем комплексные и плановые поставки широчайшего спектра электронных компонентов.

Собственная эффективная логистика и склад в обеспечивает надежную поставку продукции в точно указанные сроки по всей России.

Мы осуществляем техническую поддержку нашим клиентам и предпродажную проверку качества продукции. На все поставляемые продукты мы предоставляем гарантию .

Осуществляем поставки продукции под контролем ВП МО РФ на предприятия военно-промышленного комплекса России , а также работаем в рамках 275 ФЗ с открытием отдельных счетов в уполномоченном банке. Система менеджмента качества компании соответствует требованиям ГОСТ ISO 9001.

Минимальные сроки поставки, гибкие цены, неограниченный ассортимент и индивидуальный подход к клиентам являются основой для выстраивания долгосрочного и эффективного сотрудничества с предприятиями радиоэлектронной промышленности, предприятиями ВПК и научно-исследовательскими институтами России.

С нами вы становитесь еще успешнее!

Наши контакты:

Телефон: +7 812 627 14 35

Электронная почта: sales@st-electron.ru

Адрес: 198099, Санкт-Петербург,
Промышленная ул, дом № 19, литера Н,
помещение 100-Н Офис 331