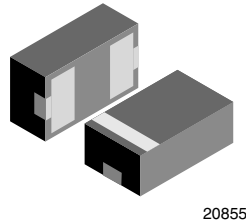
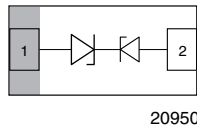




Bidirectional Asymmetrical (BiAs) Single Line ESD Protection Diode in LLP1006-2L



FEATURES

- Ultra compact LLP1006-2L
- Low package height = 0.4 mm
- 1-line ESD protection
- Working range -6 V up to +10 V or -10 V up to +6 V
- Low leakage current < 0.1 μ A
- Low load capacitance typical $C_D = 5.4$ pF at 0 V
- ESD immunity acc. IEC 61000-4-2 ± 18 kV contact discharge ± 18 kV air discharge
- Tin plated exposed side wall of leadframe; soldering can be checked by standard vision inspection; (AOI = Automated Outgoing Inspection); no X-ray necessary
- e3 - Sn
- PATENT(S): www.vishay.com/patents
- Material categorization: for definitions of compliance please see www.vishay.com/doc?99912



RoHS
COMPLIANT
HALOGEN
FREE
GREEN
(5-2008)

MARKING (example only)



Bar = pin 1 marking
Y = type code (see table below)
X = date code

DESIGN SUPPORT TOOLS click logo to get started



ORDERING INFORMATION			
DEVICE NAME	ORDERING CODE	TAPED UNITS PER REEL (8 mm TAPE ON 7" REEL)	MINIMUM ORDER QUANTITY
VCUT0610AHD1	VCUT0610AHD1-G3-08	10 000	100 000

PACKAGE DATA						
DEVICE NAME	PACKAGE NAME	TYPE CODE	WEIGHT	MOLDING COMPOUND FLAMMABILITY RATING	MOISTURE SENSITIVITY LEVEL	SOLDERING CONDITIONS
VCUT0610AHD1	LLP1006-2L	6	0.72 mg	UL 94 V-0	MSL level 1 (according J-STD-020)	260 °C/10 s at terminals

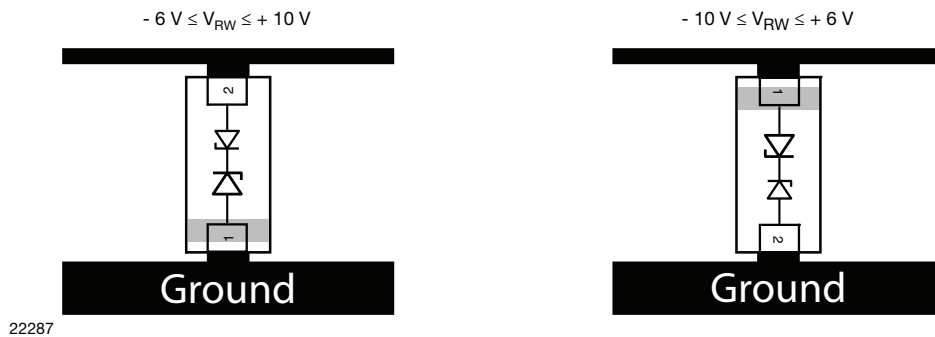
ABSOLUTE MAXIMUM RATINGS VCUT0610AHD1				
PARAMETER	TEST CONDITIONS	SYMBOL	VALUE	UNIT
Peak pulse current	Pin 1 to pin 2 acc. IEC 61000-4-5, 8/20 μ s/single shot; $T_{amb} = 25$ °C	I_{PPM}	3.2	A
	Pin 2 to pin 1 acc. IEC 61000-4-5, 8/20 μ s/single shot; $T_{amb} = 25$ °C		2.3	A
Peak pulse power	Pin 1 to pin 2 acc. IEC 61000-4-5, 8/20 μ s/single shot; $T_{amb} = 25$ °C	P_{PP}	54	W
	Pin 2 to pin 1 acc. IEC 61000-4-5, 8/20 μ s/single shot; $T_{amb} = 25$ °C		64	W
ESD immunity	Contact discharge acc. IEC 61000-4-2; 10 pulses; $T_{amb} = 25$ °C	V_{ESD}	± 18	kV
	Air discharge acc. IEC 61000-4-2; 10 pulses		± 18	kV
Operating temperature	Junction temperature	T_J	-40 to +125	°C
Storage temperature		T_{STG}	-55 to +125	°C

PATENT(S): www.vishay.com/patents

This Vishay product is protected by one or more United States and international patents.

CUT THE SPIKES WITH VCUT0610AHD1

The VCUT0610AHD1 is a bidirectional but asymmetrical (BiAs) ESD protection device which clamps positive and negative overvoltage transients to ground. Connected between the signal or data line and the ground the VCUT0610AHD1 offers a high isolation (low leakage current, small capacitance) within the specified working range of -6 V to +10 V or -10 V and +6 V. Due to the short leads and small package size of the tiny LLP1006-2L package the line inductance is very low, so that fast transients like an ESD strike can be clamped with minimal over- or undershoots.



ELECTRICAL CHARACTERISTICS VCUT0610AHD1 ($T_{amb} = 25\text{ C}^\circ$, unless otherwise specified)						
Measured from pin 2 to pin 1						
PARAMETER	TEST CONDITIONS/REMARKS	SYMBOL	MIN.	TYP.	MAX.	UNIT
Protection paths	Number of lines which can be protected	$N_{channel}$	-	-	1	lines
Reverse stand-off voltage	Max. reverse working voltage	V_{RWM}	-	-	10	V
Reverse voltage	At $I_R = 0.1\ \mu\text{A}$	V_R	10	-	-	V
Reverse current	At $V = 10\text{ V}$	I_R	-	-	0.1	μA
Reverse breakdown voltage	At $I = 1\text{ mA}$	V_{BR}	12	-	-	V
Reverse clamping voltage	At $I_{PP} = 1\text{ A}$; $t_p = 8/20\ \mu\text{s}$	V_C	-	19	23	V
	At $I_{PP} = I_{PPM} = 2.3\text{ A}$; $t_p = 8/20\ \mu\text{s}$		-	24	28	V
Capacitance	At $V = 0\text{ V}$; $f = 1\text{ MHz}$	C_D	-	5.4	6.5	pF
	At $V = 3.3\text{ V}$; $f = 1\text{ MHz}$		-	3.4	-	pF

ELECTRICAL CHARACTERISTICS VCUT0610AHD1 ($T_{amb} = 25\text{ C}^\circ$, unless otherwise specified)						
Measured from pin 1 to pin 2						
PARAMETER	TEST CONDITIONS/REMARKS	SYMBOL	MIN.	TYP.	MAX.	UNIT
Protection paths	Number of lines which can be protected	$N_{channel}$	-	-	1	lines
Reverse stand-off voltage	Max. reverse working voltage	V_{RWM}	-	-	6	V
Reverse voltage	At $I_R = 0.1\ \mu\text{A}$	V_R	6	-	-	V
Reverse current	At $V = 6\text{ V}$	I_R	-	-	0.1	μA
Reverse breakdown voltage	At $I = 1\text{ mA}$	V_{BR}	6.5	-	-	V
Reverse clamping voltage	At $I_{PP} = 1\text{ A}$; $t_p = 8/20\ \mu\text{s}$	V_C	-	10.3	12	V
	At $I_{PP} = I_{PPM} = 3.2\text{ A}$; $t_p = 8/20\ \mu\text{s}$		-	13.8	17	V
Capacitance	At $V = 0\text{ V}$; $f = 1\text{ MHz}$	C_D	-	5.4	6.5	pF
	At $V = 3.3\text{ V}$; $f = 1\text{ MHz}$		-	4	-	pF

TYPICAL CHARACTERISTICS ($T_{amb} = 25\text{ }^{\circ}\text{C}$, unless otherwise specified)

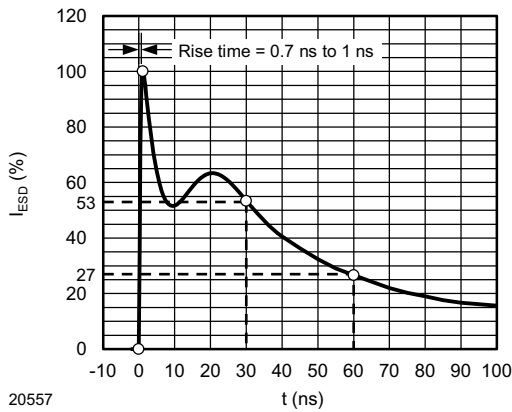


Fig. 1 - ESD Discharge Current Wave Form acc. IEC 61000-4-2 (330 Ω /150 pF)

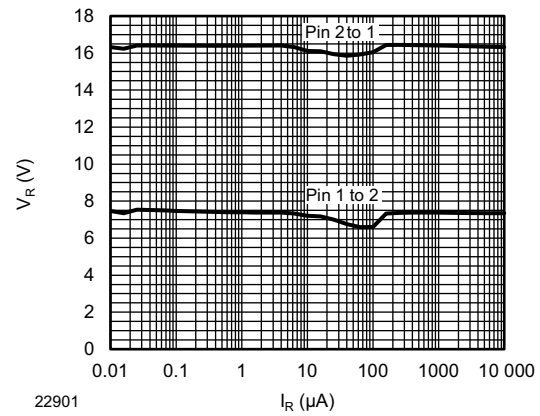


Fig. 4 - Typical Forward and Reverse Voltage vs. Reverse Current

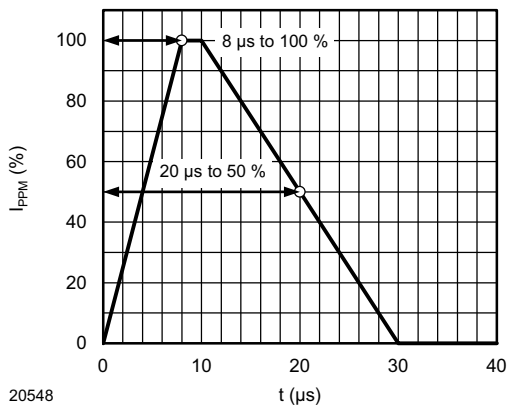


Fig. 2 - 8/20 μs Peak Pulse Current Wave Form acc. IEC 61000-4-5

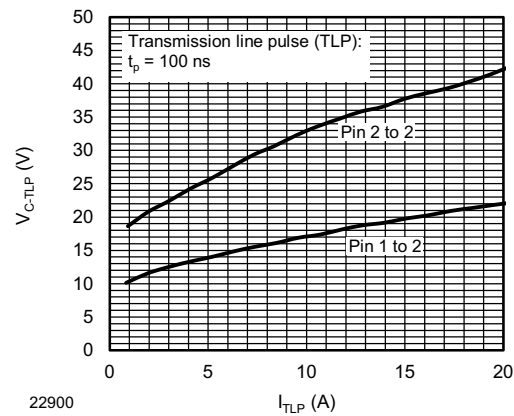


Fig. 5 - Typical Clamping Voltage vs. Peak Pulse Current

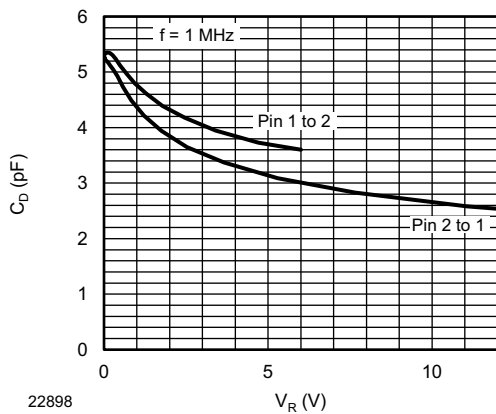


Fig. 3 - Typical Capacitance vs. Reverse Voltage

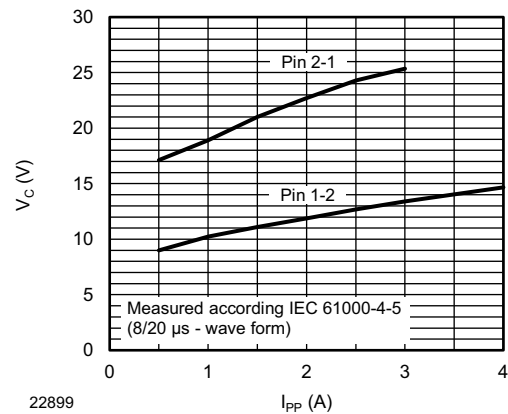
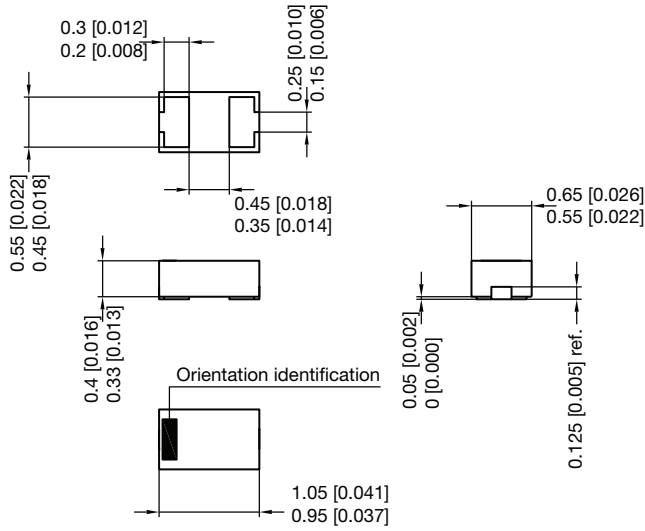


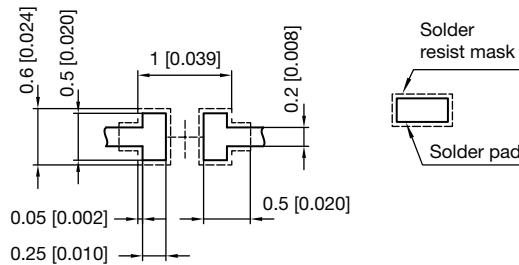
Fig. 6 - Typical Peak Clamping Voltage vs. Peak Pulse Current



PACKAGE DIMENSIONS in millimeters (inches): **LLP1006-2L**

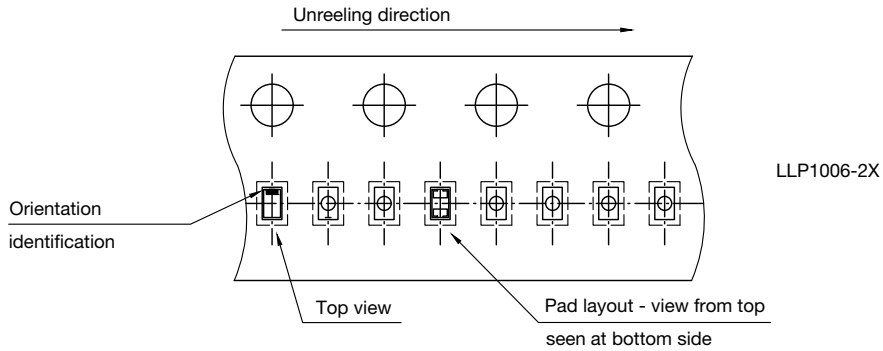


Foot print recommendation:



Pad Design Patented:
(©US 9.018.537 B2)

Document no.: S8-V-3906.04-005 (4)
Rev. 7 - Date: 11.May 2016
20812



S8-V-3906.04-017 (4)
02.05.2017
22965



Disclaimer

ALL PRODUCT, PRODUCT SPECIFICATIONS AND DATA ARE SUBJECT TO CHANGE WITHOUT NOTICE TO IMPROVE RELIABILITY, FUNCTION OR DESIGN OR OTHERWISE.

Vishay Intertechnology, Inc., its affiliates, agents, and employees, and all persons acting on its or their behalf (collectively, "Vishay"), disclaim any and all liability for any errors, inaccuracies or incompleteness contained in any datasheet or in any other disclosure relating to any product.

Vishay makes no warranty, representation or guarantee regarding the suitability of the products for any particular purpose or the continuing production of any product. To the maximum extent permitted by applicable law, Vishay disclaims (i) any and all liability arising out of the application or use of any product, (ii) any and all liability, including without limitation special, consequential or incidental damages, and (iii) any and all implied warranties, including warranties of fitness for particular purpose, non-infringement and merchantability.

Statements regarding the suitability of products for certain types of applications are based on Vishay's knowledge of typical requirements that are often placed on Vishay products in generic applications. Such statements are not binding statements about the suitability of products for a particular application. It is the customer's responsibility to validate that a particular product with the properties described in the product specification is suitable for use in a particular application. Parameters provided in datasheets and / or specifications may vary in different applications and performance may vary over time. All operating parameters, including typical parameters, must be validated for each customer application by the customer's technical experts. Product specifications do not expand or otherwise modify Vishay's terms and conditions of purchase, including but not limited to the warranty expressed therein.

Except as expressly indicated in writing, Vishay products are not designed for use in medical, life-saving, or life-sustaining applications or for any other application in which the failure of the Vishay product could result in personal injury or death. Customers using or selling Vishay products not expressly indicated for use in such applications do so at their own risk. Please contact authorized Vishay personnel to obtain written terms and conditions regarding products designed for such applications.

No license, express or implied, by estoppel or otherwise, to any intellectual property rights is granted by this document or by any conduct of Vishay. Product names and markings noted herein may be trademarks of their respective owners.



Стандарт Электрон Связь

Мы молодая и активно развивающаяся компания в области поставок электронных компонентов. Мы поставляем электронные компоненты отечественного и импортного производства напрямую от производителей и с крупнейших складов мира.

Благодаря сотрудничеству с мировыми поставщиками мы осуществляем комплексные и плановые поставки широчайшего спектра электронных компонентов.

Собственная эффективная логистика и склад в обеспечивает надежную поставку продукции в точно указанные сроки по всей России.

Мы осуществляем техническую поддержку нашим клиентам и предпродажную проверку качества продукции. На все поставляемые продукты мы предоставляем гарантию .

Осуществляем поставки продукции под контролем ВП МО РФ на предприятия военно-промышленного комплекса России , а также работаем в рамках 275 ФЗ с открытием отдельных счетов в уполномоченном банке. Система менеджмента качества компании соответствует требованиям ГОСТ ISO 9001.

Минимальные сроки поставки, гибкие цены, неограниченный ассортимент и индивидуальный подход к клиентам являются основой для выстраивания долгосрочного и эффективного сотрудничества с предприятиями радиоэлектронной промышленности, предприятиями ВПК и научно-исследовательскими институтами России.

С нами вы становитесь еще успешнее!

Наши контакты:

Телефон: +7 812 627 14 35

Электронная почта: sales@st-electron.ru

Адрес: 198099, Санкт-Петербург,
Промышленная ул, дом № 19, литера Н,
помещение 100-Н Офис 331