

GAAS MMIC SP4T NON-REFLECTIVE SWITCH, DC - 8 GHz

Typical Applications

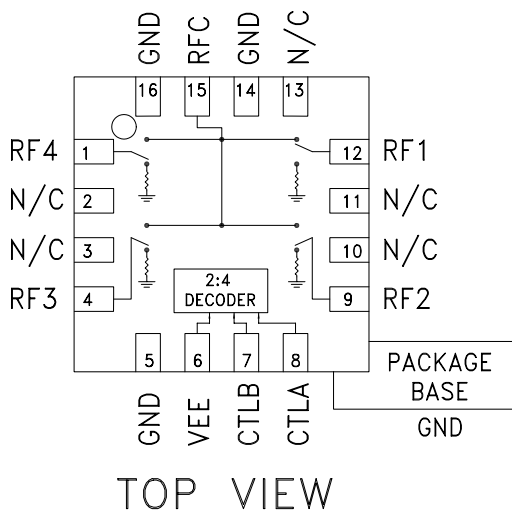
This switch is suitable for usage in DC - 8.0 GHz 50-Ohm or 75-Ohm systems:

- Broadband
- Fiber Optics
- Switched Filter Banks
- Wireless below 8 GHz

Features

- Broadband Performance: DC - 8 GHz
- High Isolation: 36 dB@ 6 GHz
- Low Insertion Loss: 1.7 dB@ 6 GHz
- Integrated 2:4 TTL Decoder
- 16 Lead 3x3mm QFN Package: 9 mm²

Functional Diagram



General Description

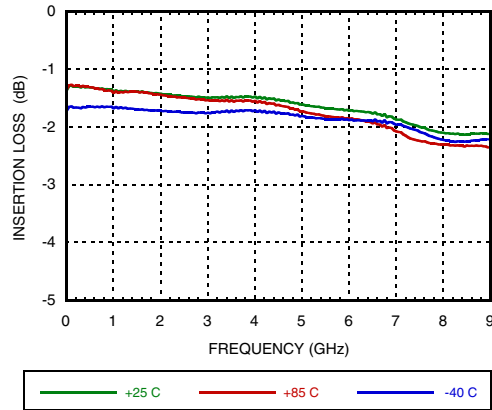
The HMC344ALP3E is a broadband non-reflective GaAs MESFET SP4T switch in a low cost leadless surface mount packages. Covering DC to 8 GHz, this switch offers high isolation and low insertion loss and extends the frequency coverage of Hittite's SP4T switch product line. This switch also includes an on board binary decoder circuit which reduces the required logic control lines to two. The switch operates using a negative control voltage of 0/-5V, and requires a fixed bias of -5V.

Electrical Specifications, $T_A = +25^\circ \text{C}$, With 0/-5V Control, 50 Ohm System

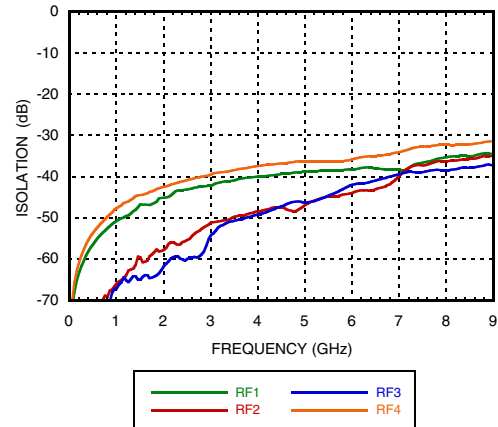
| Parameter | Frequency | Min. | Typ. | Max. | Units | |
|---|---------------|----------------------------------|------|------|-------|----|
| Insertion Loss | DC - 2.0 GHz | | 1.4 | 2.0 | dB | |
| | DC - 6.0 GHz | | 1.7 | 2.2 | dB | |
| | DC - 8.0 GHz | | 2.1 | 2.5 | dB | |
| Isolation | DC - 2.0 GHz | 39 | 43 | | dB | |
| | DC - 4.0 GHz | 33 | 37 | | dB | |
| | DC - 6.0 GHz | 32 | 36 | | dB | |
| | DC - 8.0 GHz | 28 | 32 | | dB | |
| Return Loss | "On State" | DC - 2.0 GHz | 12 | 16 | | dB |
| | | DC - 4.0 GHz | 12 | 16 | | dB |
| | | DC - 6.0 GHz | 11 | 16 | | dB |
| | | DC - 8.0 GHz | 6 | 11 | | dB |
| Return Loss | "Off State" | DC - 8.0 GHz | 11 | 16 | | dB |
| Input Power for 1 dB Compression | 0.5 - 8.0 GHz | 23 | 28 | | dBm | |
| Input Third Order Intercept (Two-Tone Input Power = +10 dBm Each Tone) | 0.5 - 8.0 GHz | 40 | 44 | | dBm | |
| Switching Characteristics | DC - 8.0 GHz | tRISE, tFALL (10/90% RF) | | 35 | | ns |
| | | tON, tOFF (50% CTL to 10/90% RF) | | 75 | | ns |

GAAS MMIC SP4T NON-REFLECTIVE SWITCH, DC - 8 GHz

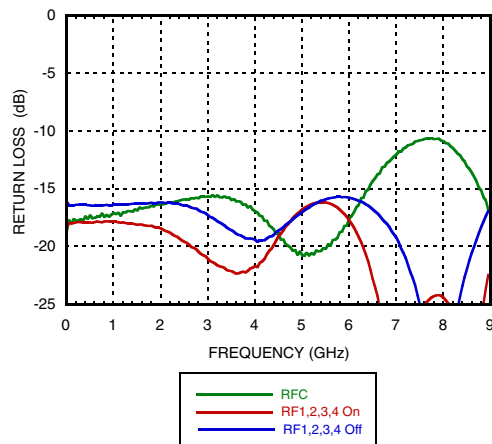
Insertion Loss vs. Temperature



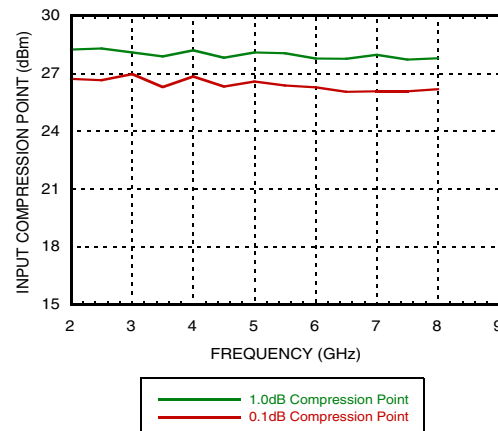
Isolation



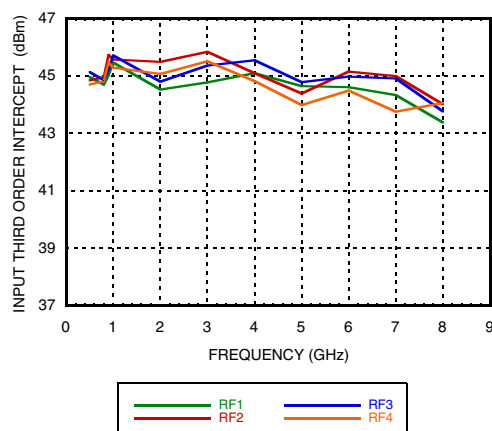
Return Loss



0.1 and 1 dB Input Compression Point



Input Third Order Intercept Point



Bias Voltage & Current

| Vee Range = -5.0 Vdc ± 10% | | |
|----------------------------|-----------------|-----------------|
| Vee (Vdc) | Iee (Typ.) (mA) | Iee (Max.) (mA) |
| -5.0 | 2.5 | 6.0 |

Control Voltages

| State | Bias Condition |
|-------|---------------------------------------|
| Low | -3V to 0 Vdc @ 40 μ A Typical |
| High | -5 to -4.2 Vdc @ 0.10 μ A Typical |

GAAS MMIC SP4T NON-REFLECTIVE SWITCH, DC - 8 GHz

Absolute Maximum Ratings

| | |
|--|-----------------------|
| Bias Voltage Range (Vee) | -7.0 Vdc |
| Control Voltage Range (A & B) | Vee -0.5V to +1.0 Vdc |
| Channel Temperature | 150 °C |
| Thermal Resistance (Insertion Loss Path) | 107 °C/W |
| Thermal Resistance (Terminated Path) | 137 °C/W |
| Storage Temperature | -65 to +150 °C |
| Operating Temperature | -40 to +85 °C |
| Maximum Input Power | +28 dBm |
| ESD Sensitivity (HBM) | Class 1A |

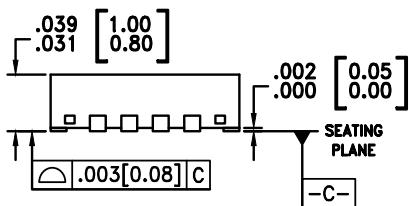
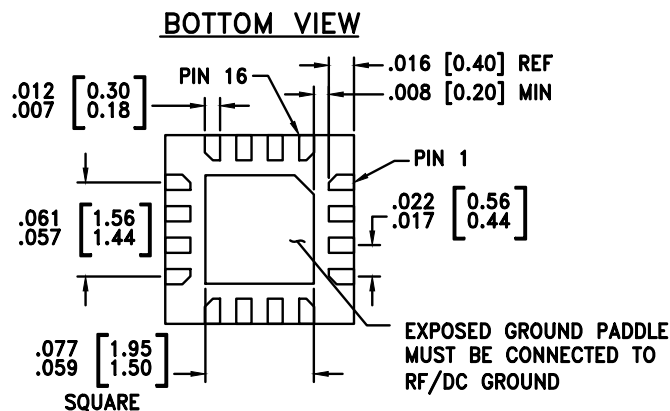
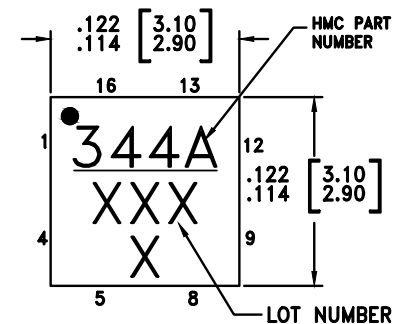
Truth Table

| Control Input | | Signal Path State |
|---------------|------|-------------------|
| A | B | RFCOM to: |
| High | High | RF1 |
| Low | High | RF2 |
| High | Low | RF3 |
| Low | Low | RF4 |



ELECTROSTATIC SENSITIVE DEVICE
OBSERVE HANDLING PRECAUTIONS

Outline Drawing



NOTES:

- LEADFRAME MATERIAL: COPPER ALLOY
- DIMENSIONS ARE IN INCHES [MILLIMETERS].
- LEAD SPACING TOLERANCE IS NON-CUMULATIVE
- PAD BURR LENGTH SHALL BE 0.15mm MAXIMUM.
PAD BURR HEIGHT SHALL BE 0.05mm MAXIMUM.
- PACKAGE WARP SHALL NOT EXCEED 0.05mm.
- ALL GROUND LEADS AND GROUND PADDLE MUST BE SOLDERED TO PCB RF GROUND.
- REFER TO HITTITE APPLICATION NOTE FOR SUGGESTED PCB LAND PATTERN.

Package Information



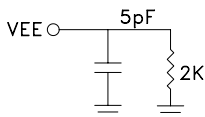
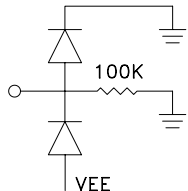
| Part Number | Package Body Material | Lead Finish | MSL Rating | Package Marking ^[2] |
|-------------|--|---------------|---------------------|--------------------------------|
| HMC344ALP3E | RoHS-compliant Low Stress Injection Molded Plastic | 100% matte Sn | MSL3 ^[1] | 344A XXXX |

[1] Max peak reflow temperature of 260 °C

[2] 4-Digit lot number XXXX

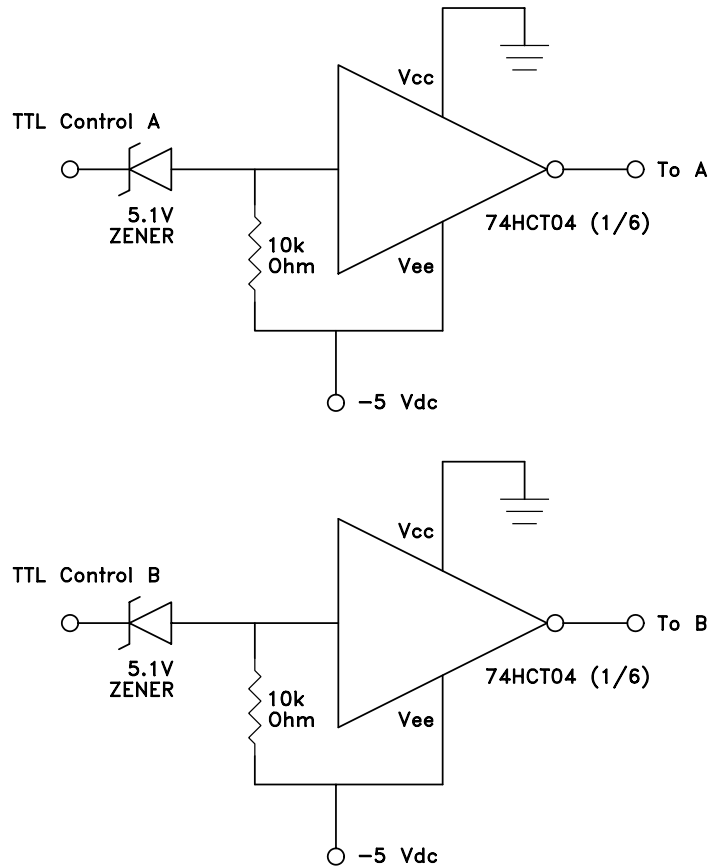
GAAS MMIC SP4T NON-REFLECTIVE SWITCH, DC - 8 GHz

Pin Descriptions

| Pin Number | Function | Description | Interface Schematic |
|------------------|-------------------------|---|--|
| 1, 4, 9, 12, 15 | RF4, RF3, RF2, RF1, RFC | This pin is DC coupled and matched to 50 Ohm. Blocking capacitors are required if RF line potential is not equal to 0V. | |
| 2, 3, 10, 11, 13 | N/C | This pin should be connected to PCB RF ground to maximize isolation. |  |
| 5, 14, 16 | GND | Package bottom has exposed metal paddle that must also be connected to PCB RF ground. |  |
| 6 | VEE | Supply Voltage -5V ± 10% |  |
| 7 | CTLB | See truth table and control voltage table. |  |
| 8 | CTLA | See truth table and control voltage table. | |

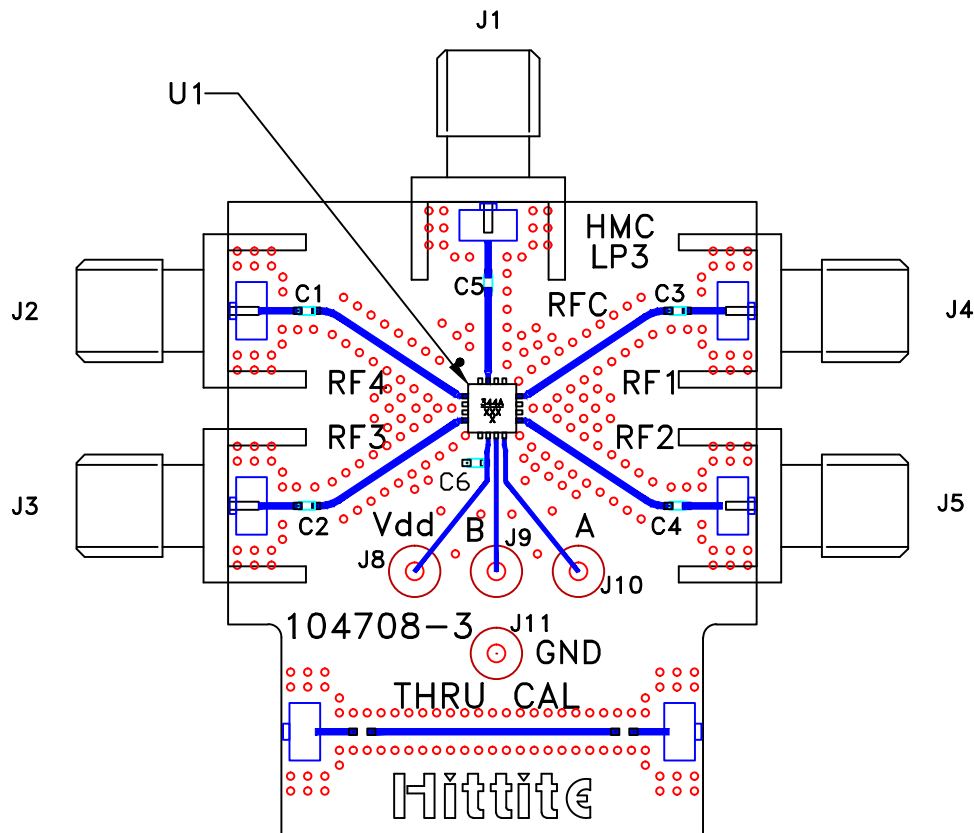
**GAAS MMIC SP4T NON-REFLECTIVE
SWITCH, DC - 8 GHz**

TTL Interface Circuit



GAAS MMIC SP4T NON-REFLECTIVE SWITCH, DC - 8 GHz

Evaluation PCB



List of Materials for Evaluation PCB EV1HMC344ALP3^[1]

| Item | Description |
|----------|-----------------------------------|
| J1 - J5 | PCB Mount SMA RF Connector |
| J8 - J11 | DC Pin |
| C1 - C5 | Zero Ohms Res, 0402 Pkg. |
| C6 | 1k pF Capacitor, 0402 Pkg. |
| U1 | HMC344ALP3E SP4T Switch |
| PCB [2] | 104708 Evaluation PCB 1.29"x1.55" |

[1] Reference this number when ordering complete evaluation PCB

[2] Circuit Board Material: Rogers 4350

The circuit board used in the final application should be generated with proper RF circuit design techniques. Signal lines at the RF port should have 50 ohm impedance and the package ground leads and backside ground slug should be connected directly to the ground plane similar to that shown above. The evaluation circuit board shown above is available from Analog Devices Inc. upon request.



**Стандарт
Электрон
Связь**

Мы молодая и активно развивающаяся компания в области поставок электронных компонентов. Мы поставляем электронные компоненты отечественного и импортного производства напрямую от производителей и с крупнейших складов мира.

Благодаря сотрудничеству с мировыми поставщиками мы осуществляем комплексные и плановые поставки широчайшего спектра электронных компонентов.

Собственная эффективная логистика и склад в обеспечивает надежную поставку продукции в точно указанные сроки по всей России.

Мы осуществляем техническую поддержку нашим клиентам и предпродажную проверку качества продукции. На все поставляемые продукты мы предоставляем гарантию .

Осуществляем поставки продукции под контролем ВП МО РФ на предприятия военно-промышленного комплекса России , а также работаем в рамках 275 ФЗ с открытием отдельных счетов в уполномоченном банке. Система менеджмента качества компании соответствует требованиям ГОСТ ISO 9001.

Минимальные сроки поставки, гибкие цены, неограниченный ассортимент и индивидуальный подход к клиентам являются основой для выстраивания долгосрочного и эффективного сотрудничества с предприятиями радиоэлектронной промышленности, предприятиями ВПК и научно-исследовательскими институтами России.

С нами вы становитесь еще успешнее!

Наши контакты:

Телефон: +7 812 627 14 35

Электронная почта: sales@st-electron.ru

Адрес: 198099, Санкт-Петербург,
Промышленная ул, дом № 19, литера Н,
помещение 100-Н Офис 331