


## Features

- Compatible with other members of the Model 80 Series
- The only 10-turn precision potentiometer in a modular panel control package
- Up to 2 sections available
- RoHS compliant*

# 83/84 - 5/8 ” Square 10-Turn

### Initial Electrical Characteristics[1]

| | Wirewound Element (J Taper) | Hybritron® Element (K Taper) |
|---|---|---|
| Standard Resistance Range | 200 to 100 K ohms | 1 K to 100 K ohms |
| Total Resistance Tolerance | ±5 % | ±10 % |
| Independent Linearity | ±0.25 % | ±0.25 % |
| Absolute Minimum Resistance (J Taper) | 1.0 ohm or 0.1 % (whichever is greater) | – |
| Effective Electrical Angle | 3600 ° +10 °, -0 ° | 3600 ° +10 °, -0 ° |
| Dielectric Withstanding Voltage (MIL-STD-202, Method 301) | | |
| Sea Level | 1,000 VAC minimum | 1,000 VAC minimum |
| Insulation Resistance (500 VDC) | 1,000 megohms minimum | 1,000 megohms minimum |
| Power Rating (Voltage Limited By Power Dissipation or 350 VAC, Whichever Is Less) | | |
| +70 °C | 1 watt | 1 watts |
| +125 °C | 0 watt | 0 watt |
| Theoretical Resolution | See table | Essentially infinite |
| End Voltage (K Taper) | – | 0.2 % of applied voltage |
| Noise (J Taper) | 100 ohms ENR maximum | – |
| Output Smoothness (K Taper) | – | 0.15 % maximum |

### Environmental Characteristics[1]

| | | |
|---|---|---|
| Operating Temperature Range | +1 °C to +125 °C | +1 °C to +125 °C |
| Storage Temperature Range | -55 °C to +125 °C | -55 °C to +125 °C |
| Temperature Coefficient Over Storage Temperature Range | ±50 ppm/°C | ±100 ppm/°C |
| Vibration | 15 G | 15 G |
| Total Resistance Shift | ±2 % | ±2 % |
| Voltage Ratio Shift | ±0.2 % | ±0.2 % |
| Wiper Bounce | 0.1 millisecond maximum | 0.1 millisecond maximum |
| Shock | 50 G | 50 G |
| Total Resistance Shift | ±2 % | ±2 % |
| Voltage Ratio Shift | ±0.2 % | ±0.2 % |
| Wiper Bounce | 0.1 millisecond maximum | 0.1 millisecond maximum |
| Load Life | 1,000 hours | 1,000 hours |
| Total Resistance Shift | ±2 % maximum | ±5 % maximum |
| Rotational Life (No Load) | 1,000,000 shaft revolutions | 4,000,000 shaft revolutions |
| Total Resistance Shift | ±5 % maximum | ±5 % maximum |
| Moisture Resistance (MIL-STD-202, Method 103, Condition B) | | |
| Total Resistance Shift | ±2 % maximum | ±5 % maximum |
| Insulation Resistance (500 VDC) | 100 megohms minimum | 100 megohms minimum |
| IP Rating | IP 40 | IP 40 |

### Mechanical Characteristics[1]

| | |
|---|---|
| Stop Strength | 33.90 N-cm (48.0 oz.-in.) minimum |
| Mechanical Angle | 3600 ° +15 °, -0 ° |
| Torque | |
| Starting | Running torque plus 0.7 N-cm (1.0 oz.-in.) maximum |
| Running (1 or 2 Section) | 0.18 to 1.41 N-cm (0.25 to 2.0 oz.-in.) |
| Mounting (Torque on Bushing) | 1.7-2.0 N-m (15-18 lb.-in.) maximum |
| Shaft Runout | 0.15 mm (0.006 in.) T.I.R. |
| Shaft End Play | 0.36 mm (0.014 in.) T.I.R. |
| Shaft Radial Play | 0.13 mm (0.005 in.) T.I.R. |
| Weight (Single Section) | 21 gm (0.75 oz.) |
| (Each Additional Section) | 18 gm (0.65 oz.) |
| Terminals | Printed circuit terminals or solder lugs |
| Soldering Condition | Recommended hand soldering using Sn95/Ag5 no clean solder, 0.025 ” wire diameter. Maximum temperature 399 °C (750 °F) for 3 seconds. No wash process to be used with no clean flux |
| Marking | Manufacturer’s trademark, wiring diagram, date code and resistance, manufacturer’s part number |
| Ganging (Multiple Section Potentiometers) | 2 cup maximum |
| Hardware | One lockwasher and one mounting nut is shipped with each potentiometer, except where noted in the part number. |

NOTE: Model 83/84 performance specifications do not apply to units subjected to printed circuit board cleaning procedures.

[1]At room ambient: +25 °C nominal and 50 % relative humidity nominal, except as noted.

*RoHS Directive 2002/95/EC Jan. 27, 2003 including annex and RoHS Recast 2011/65/EU June 8, 2011.
Specifications are subject to change without notice.
Customers should verify actual device performance in their specific applications.

## Wirewound Resolution Table

| Resistance (Ohms) | Resolution (Nom.) (%) |
|---|---|
| 200 | .048 |
| 500 | .037 |
| 1 K | .032 |
| 2 K | .031 |
| 5 K | .023 |
| 10 K | .020 |
| 20 K | .015 |
| 50 K | .012 |
| 100 K | .010 |

## Dimensional Drawings

**Dual Section Model 84 Solder Lugs**

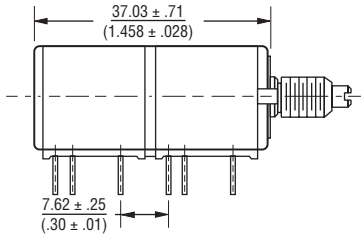


Note: The Models 83/84 dimensions for dual section assembly are for either single or dual concentric shaft styles.

**Dual Section Model 83 PC Pins**

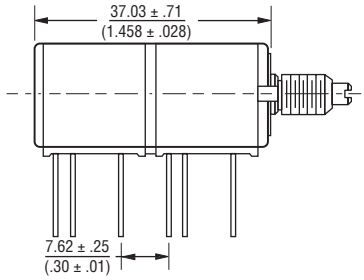


DIMENSIONS: MM / (INCHES)

Specifications are subject to change without notice.
Customers should verify actual device performance in their specific applications.

## Product Dimensions

### PC Pin Model 83

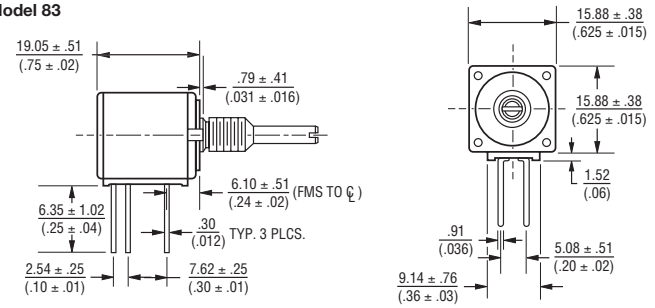


### "C" Bushing
### 1/4 " (6.35 mm) Dia. Plain - Single Shaft

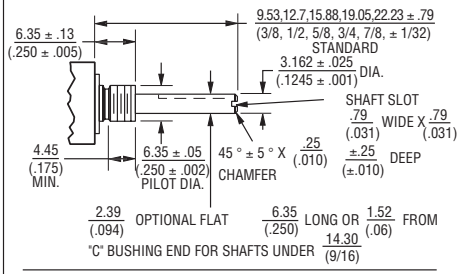


### Solder Lug Model 84

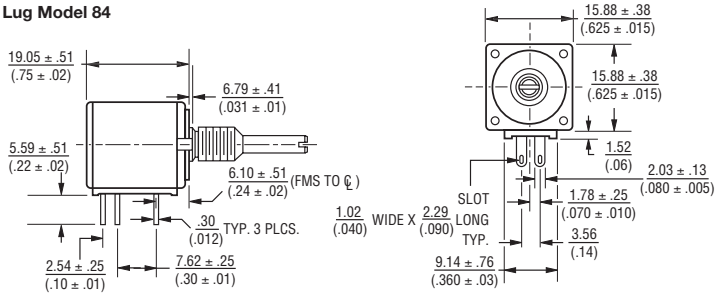


### "E" Bushing
### 1/4 " (6.35 mm) Dia. Locking - Single Shaft

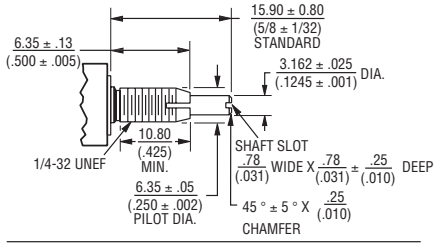


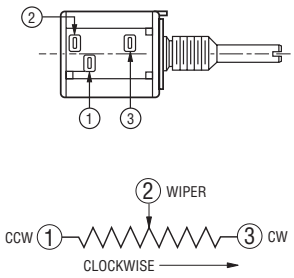


### "A" Bushing
### 3/8 " (9.53 mm) Dia. Plain - Single Shaft

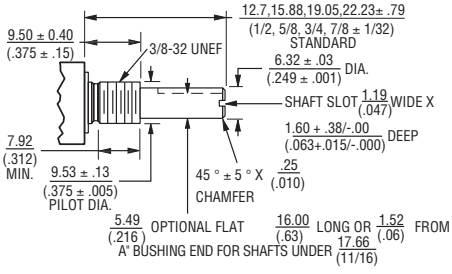


### "A" Bushing
### 3/8 " (9.53 mm) Dia. Plain - Concentric Shaft

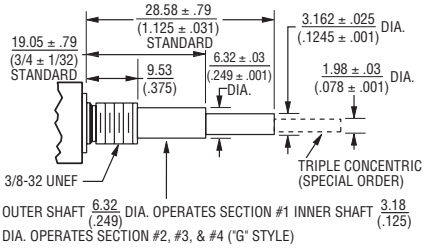


### Shaft Flat Orientation

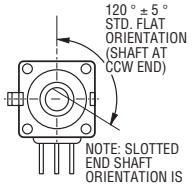


### "B" Bushing
### 3/8 " (9.53 mm) Dia. Plain - Single Shaft

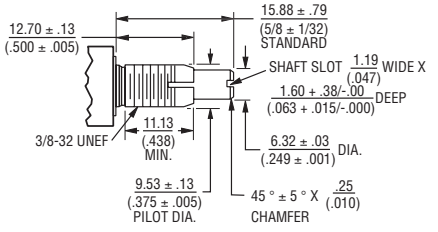


### "C" Bushing
### 1/4 " (6.35 mm) Dia. Plain - Concentric Shaft

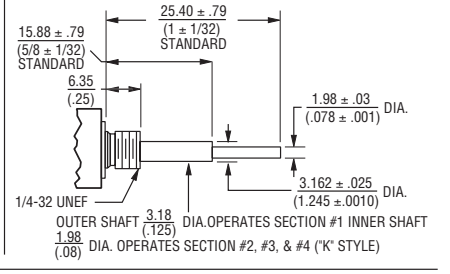


### Locating Lug Options - All Model 80 Series

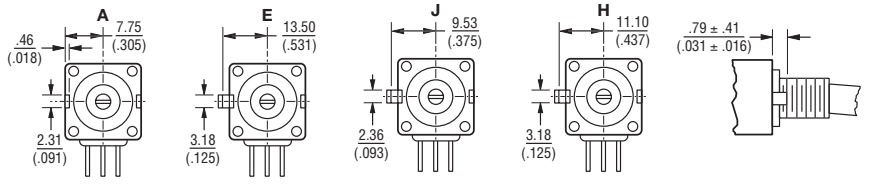


NOTE: "D" OPTION - NO A/R LUG. OTHER LOCATING LUG OPTIONS AVAILABLE. FOR DETAILS CONSULT FACTORY.

TOLERANCES EXCEPT AS SHOWN: DECIMALS .XXX ± .127 (.005)

.XX± .38 (.015)

ANGLE ± 5 °

FRACTIONS ± 1/64

DIMENSIONS: MM (INCHES)

Specifications are subject to change without notice.
Customers should verify actual device performance in their specific applications.

## How To Order

| 83 | A | 1 | A | - | B | 28 | - | J | 15 | L |
|---|---|---|---|---|---|---|---|---|---|---|

| RoHS IDENTIFIER | |
|---|---|
| L | Compliant |

| ANTI-ROTATION LUG | |
|---|---|
| **A** | **Single .305 R, 90 °CW** |
| B | Double .305 R, 90 ° & 270 °CW |
| C | Single .305 R, 270 °CW |
| **D** | **No Lug** |
| E | Single .531 R, 90 °CW |
| F | Single .305 R, 180 °CW |
| J | Single .375 R, 90 °CW |
| K | Double .375 R, 90 ° & 270 °CW |

| # SECTIONS | |
|---|---|
| **1** | **Single** |
| **2** | **Double** |
| 3 | Triple |

| BUSHING | |
|---|---|
| **A** | **Plain 3/8 ” (9.53 mm) D x 3/8 ” (9.53 mm) L** |
| B | Locking 3/8 ” (9.53 mm) D x 1/2 ” (12.7 mm) L |
| **C** | **Plain 1/4 ” (6.35 mm) D x 1/4 ” (6.35 mm) L** |
| E | Locking 1/4 ” (6.35 mm) D x 1/2 ” (12.7 mm) L |
| J | Plain 3/8 ” (9.53 mm) D x 1/4 ” (6.35 mm) L |
| N | Plain 1/4 ” (6.35 mm) D x 3/8 ” (9.53 mm) L |
| **R** | **Plain 10 mm D x 9 mm L** |
| U | Plain 7 mm D x 6 mm L |

| MODEL | |
|---|---|
| **83** | **10-Turn, PC Pins** |
| **84** | **10-Turn, Solder Lugs** |

| SHAFT LENGTH (FMS) | | AVAILABLE ONLY IN BUSHING |
|---|---|---|
| **Code** | **Description** | **Code** |
| 12 | 3/8 ” L | C, N, J |
| 16 | 1/2 ” L | A, C, J, N |
| 20 | 5/8 ” L | A, B, C, E, J, N |
| **24** | **3/4 ” L** | A, B, C, E, J, N |
| **28** | **7/8 ” L** | A, B, C, E, J, N |
| 32 | 1 ” L | A, B, C, E, J, N |
| 36 | 1-1/8 ” L | A, B, C, E, J, N |
| 40 | 1-1/4 ” L | A, B, C, E, J, N |
| **Metric** | | |
| 10 | 10 mmL | U |
| 13 | 13 mmL | U |
| 16 | 16 mmL | R |
| 19 | 19 mmL | R |
| **22** | **22 mmL** | R, U |
| 30 | 30 mmL | R |
| 42 | 42 mmL | R |
| 50 | 50 mmL | R |

| ELEMENT TAPER TYPE/TOLERANCE | | RESISTANCE CODE VALUE IN OHMS | |
|---|---|---|---|
| | | J | K |
| **(J)** | **Linear Wirewound 10-Turn ±5 %** | **(06) - 200** | **(10) - 1 K** |
| | | (08) - 500 | (11) - 2 K |
| (K) | Linear Hybritron® Elements 10-Turn ±10 % | **(10) - 1 K** | (13) - 5 K |
| | | (11) - 2 K | (15) - 10 K |
| | | **(13) - 5 K** | (16) - 20 K |
| | | **(15) - 10 K** | (18) - 50 K |
| | | (16) - 20 K | (20) - 100 K |
| | | **(18) - 50 K** | |
| | | **(20) - 100 K** | |

| SHAFT TYPE | | AVAILABLE ONLY IN LENGTHS (CODE) | AVAILABLE ONLY IN BUSHINGS (CODE) |
|---|---|---|---|
| A | Single Plain 1/4 ” (6.35 mm) D | 16,20,24,28 | A, B, J |
| **B** | **Single Slotted 1/4 ” (6.35 mm) D** | **16,20,24,28** | **A, B, J** |
| C | Single Flatted 1/4 ” (6.35 mm) D | 20,24,28 | A, B, J |
| **E** | **Single Slotted 1/8 ” (3.18 mm) D** | **12,16,20,24,28** | **C, E, N** |
| F | Single Flatted 1/8 ” (3.18 mm) D | Consult Factory | C, N |
| G | Dual Concentric Plain 1/4 ” (6.35 mm) D - 1/8 ” (3.18 mm) D Outer Operates Section 1 | 36,40 | A, J |
| K | Dual Concentric Plain 1/8 ” (3.18 mm) D - 5/64 ” (1.98 mm) D Outer Operates Section 1 | 32,36 | C, N |
| L | Dual Concentric Plain 1/4 ” (6.35 mm) D - 1/8 ” (3.18 mm) D Outer Operates Section 1/2 | 36,40 | A, J |
| M | Dual Concentric Plain 1/8 ” (3.18 mm) D - 5/64 ” (1.98 mm) D Outer Operates Section 1 | 32,36 | C, N |
| N | Dual Concentric Plain 1/4 ” (6.35 mm) D - 1/8 ” (3.18 mm) D Outer Operates Section 1/2/3 | 36,40 | A, J |
| P | Dual Concentric Plain 1/8 ” (3.18 mm) D - 5/64 ” (1.98 mm) D Outer Operates Section 1/2 | 32,36 | C, N |
| **R** | **Single Slotted 6 mm D** | **16,19,22,50** | **R, S** |
| T | Single Slotted 4 mm D | 10, 13, 22 | U |
| V | Dual Concentric Plain 6 mm D - 3 mm D Outer Operates Section 1 | 30, 42 | R |

*Boldface features are Bourns standard options. All others are available with higher minimum order quantities.*

REV. 06/12

“Hybritron” is a registered trademark of Bourns, Inc.
Specifications are subject to change without notice.
Customers should verify actual device performance in their specific applications.

Мы молодая и активно развивающаяся компания в области поставок электронных компонентов. Мы поставляем электронные компоненты отечественного и импортного производства напрямую от производителей и с крупнейших складов мира.

Благодаря сотрудничеству с мировыми поставщиками мы осуществляем комплексные и плановые поставки широчайшего спектра электронных компонентов.

Собственная эффективная логистика и склад в обеспечивает надежную поставку продукции в точно указанные сроки по всей России.

Мы осуществляем техническую поддержку нашим клиентам и предпродажную проверку качества продукции. На все поставляемые продукты мы предоставляем гарантию .

Осуществляем поставки продукции под контролем ВП МО РФ на предприятия военно-промышленного комплекса России , а также работаем в рамках 275 ФЗ с открытием отдельных счетов в уполномоченном банке. Система менеджмента качества компании соответствует требованиям ГОСТ ISO 9001.

Минимальные сроки поставки, гибкие цены, неограниченный ассортимент и индивидуальный подход к клиентам являются основой для выстраивания долгосрочного и эффективного сотрудничества с предприятиями радиоэлектронной промышленности, предприятиями ВПК и научно-исследовательскими институтами России.

С нами вы становитесь еще успешнее!

**Наши контакты:**

**Телефон:** +7 812 627 14 35

**Электронная почта:** sales@st-electron.ru

**Адрес:** 198099, Санкт-Петербург, Промышленная ул, дом № 19, литера Н, помещение 100-Н Офис 331