


Slide Switch 5(H)mm, 2mm-travel Type

SSSS9 Series



Mid-size general purpose type well established for it's user friendliness.

- Detector
- Push
- Slide
- Rotary
- Encoders
- Power
- Dual-in-line Package Type
- TACT Switch™



Typical Specifications

Items		Specifications	
Rating(max.)/(min.) (Resistive load)		0.1A 12V DC/50μA 3V DC	
Contact resistance (Initial performance/After lifetime)		30m max./80m max.	
Operating force		2-positions	3-positions
		3 ± 1.5N	a, c b 2 ± 1N b a, c 3 ± 1.5N
Operating life	Without load	10,000cycles	
	With load	10,000cycles(0.1A 12V DC)	

Product Line

Travel (mm)	Actuator direction	Actuator length(mm)	Poles	Positions	Mounting method	Changeover timing	Soldering	Minimum order unit(pcs.)	Products No.	Drawing No.			
2	Vertical	2	1	2	Standard	Non shorting	Manual, Dip	5.000	SSSS912000	1			
					Snap-in(t1.6)				SSSS910400	2			
				3	Standard	Not specified			SSSS919500	3			
			Snap-in(t1.6)		SSSS918500				4				
			2	2	Standard	Non shorting			SSSS922000	5			
						Not specified			4.000	SSSS921800	6		
		3	1	2	Standard	Non shorting		5.000	5.000	SSSS912500	1		
						Snap-in(t1.6)				SSSS910800	2		
		3	3	Standard	Not specified	SSSS919800				3			
					Snap-in(t1.6)	SSSS918700				4			
		2	2	Standard	Non shorting	4.000				4.000	4.000	SSSS922500	5
					Not specified							SSSS923200	6
	3	3	Snap-in(t1.6)	Non shorting	SSSS920600		7						
				Not specified	SSSS916900		8						
	Horizontal	2	1	2	Standard		Non shorting	5.000	5.000			SSSS915000	9
					Snap-in(t1.6)							SSSS91B900	10
				3	Standard	Non shorting	SSSS926400			12			
			Not specified			4.000	SSSS928500			14			
			2	2	Standard	Non shorting	5.000			5.000	5.000	SSSS916400	8
						Snap-in(t1.6)						SSSS914500	9
		3	3	Standard	Not specified	SSSS91B600		10					
					Snap-in(t1.6)	SSSS91A600		11					
		2	2	Standard	Non shorting	SSSS925800		12					
					Snap-in(t1.6)	SSSS923800		13					
3		3	Standard	Non shorting	SSSS928200	14							
				Snap-in(t1.6)	4.000	SSSS925700	15						

Notes

1. Products other than those listed in the above chart are also available. Please contact us for details.
2. Please contact us for automotive use products.
3. Please place purchase orders per minimum order unit(integer).

Dimensions

Vertical Actuator Type

Unit:mm

No.	Style	PC board mounting hole dimensions (Viewed from the direction A)
1	<p>1-pole, 2-positions Standard type</p>	
2	<p>1-pole, 2-positions Snap-in type</p>	
3	<p>1-pole, 3-positions Standard type</p>	
4	<p>1-pole, 3-positions Snap-in type</p>	

Detector

Push

Slide

Rotary

Encoders

Power

Dual-in-line
Package Type

TACT Switch™

Custom-
Products

Small size
General Use type

Big size
General Use type

Other Use type

Dimensions

Vertical Actuator Type

Unit:mm

No.	Style	PC board mounting hole dimensions (Viewed from the direction A)
5	<p>2-poles, 2-positions Standard type</p>	<p>6-ϕ0.7 holes</p>
6	<p>2-poles, 3-positions Standard type</p>	<p>8-ϕ0.7 holes</p>
7	<p>2-poles, 3-positions Snap-in type</p>	<p>8-ϕ0.7 holes</p>
8	<p>1-pole, 2-positions Standard type</p>	<p>3-ϕ0.7 holes</p>

Dimensions

Horizontal Actuator Type

Unit:mm

No.	Style	PC board mounting hole dimensions (Viewed from the direction A)
9	<p>1-pole, 2-positions Snap-in type</p>	
10	<p>1-pole, 3-positions Standard type</p>	
11	<p>1-pole, 3-positions Snap-in type</p>	
12	<p>2-poles, 2-positions Standard type</p>	

Detector

Push

Slide

Rotary

Encoders

Power

Dual-in-line
Package Type

TACT Switch™

Custom-
Products

Small size
General Use type

Big size
General Use type

Other Use type

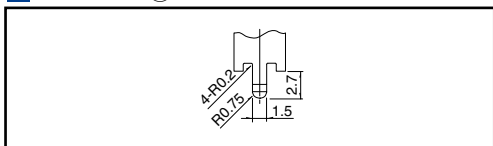
Dimensions

Horizontal Actuator Type

Unit:mm

No.	Style	PC board mounting hole dimensions (Viewed from the direction A)
13	2-poles, 2-positions Snap-in type 	
14	2-poles, 3-positions Standard type 	
15	2-poles, 3-positions Snap-in type 	















Detail of (a) Unit:mm



Circuit Diagram (Viewed from Direction A)

1-pole, 2-positions Standard type 	1-pole, 2-positions Snap-in type 	1-pole, 3-positions Standard type 	1-pole, 3-positions Snap-in type
2-poles, 2-positions Standard type 	2-poles, 2-positions Snap-in type 	2-poles, 3-positions Standard type 	2-poles, 3-positions Snap-in type

List of Varieties

Series		SSAG	SSAH	SSAD	SSSS8	SSSS7	SSSS2	SSSS9	SSSF	SSSU	SSSB	SSST	SSAA	SSAC	SSAB		
Photo																	
Outline specifications	Travel (mm)	1.5			1.5 2		2		3		4		2	1.5	1.9 2		
	Actuator direction	Horizontal			Vertical Horizontal	Horizontal	Vertical Horizontal			Vertical		Horizontal		Vertical Horizontal			
	Number of poles	1			1 2		1 2 4		2 4	1	1 2	2	1				
Dimensions (mm)	W	9.05	9.5	6.7	11.2	8.8	13	14	16.5	24.5	29	13	12.4	9.5	9		
	D	3		3.2	2.6	3	3.5	4.7	7		9	4.3	6	5.5	4.2		
	H	1.15	0.9	0.7	1.4	2		5	8.5		12	3.5	5	5.2	8.5		
Operating temperature range		-10 to +60			-40 to +85		-10 to +60										
Rating (max.)(min.)(Resistive load)		10mA 5V DC	1mA 5V DC		0.3A 4V DC		0.3A 6V DC	0.1A 12V DC	0.1A 30V DC		0.3A 30V DC	0.1A 12V DC	0.1A 30V DC	1mA 5V DC	0.1A 12V DC		
		50μA 3V DC															
Electrical performance	Initial contact resistance	200m max.		100m max.	70m max.			30m max.	25m max.		20m max.	70m max.	25m max.	100m max.	30m max.		
	Insulation resistance	100M min. 100V DC				100M min. 500V DC										100M min. 100V DC	100M min. 500V DC
	Voltage proof	100V AC for 1minute				500V AC for 1minute								100V AC for 1minute	500V AC for 1minute		
Mechanical performance	Robustness of terminal	3N for 1minute					5N for 1minute			3N for 1minute	5N for 1minute						
	Robustness of actuator	Operating direction	10N		5N	10N	20N	30N		50N	20N	10N	5N	30N			
		Pulling direction	10N		10N Static force			10N	30N Static force		10N	10N	5N	40N			
Durability	Operating life without load	10,000cycles	10,000cycles	10,000cycles 100m max. 2			10,000cycles 60m max.	10,000cycles 45m max.		10,000cycles 40m max.	10,000cycles 100m max.	10,000cycles 45m max.	10,000cycles 200m max.	1,000cycles 60m max.			
	Operating life without load Load as rating	500m max.	300m max.	10,000cycles 200m max.	10,000cycles 130m max. 2			10,000cycles 80m max.	10,000cycles 65m max.		5,000cycles 60m max.	10,000cycles 130m max.	10,000cycles 65m max.	10,000cycles 80m max.			
Environmental performance	Cold	-40 ± 2 for 96h		-20 ± 2 for 96h													
	Dry heat	85 ± 2 for 96h															
	Damp heat	40 ± 2 , 90 to 95%RH for 96h															
Soldering	Manual soldering	350 ± 5 3s max.		300 ± 5 5s max.		260 ± 5 3s max.	350 ± 10 4s max.	300 ± 10 5s max.	350 ± 10 5s max.	350 ± 10 3 ± 1s		350 ± 10 3s max.	300 ± 10 3 ± 1s	300 ± 10 2s	350 ± 10 3 ± 1s		
	Dip soldering						260 ± 5 3 ± 1s	260 ± 5 5 ± 1s		260 ± 5 10 ± 1s		260 ± 5 5 ± 1s	260 ± 10 10 ± 1s	260 ± 10 5 ± 1s	260 ± 5 10 ± 1s		
	Reflow soldering	Please see P.154															
Poles-positions	1-2	—	—								—			—			
	1-3			—											—		
	1-4	—				—					—						
	2-2	—				—									—		
	2-3	—				—									—		
	2-4	—				—					—						
	4-2	—				—							—				
Page	112	115	117	119	123	126	130	135	139	143	146	147	150	152			

- Detector
- Push
- Slide**
- Rotary
- Encoders
- Power
- Dual-in-line Package Type
- TACT Switch™
- Custom-Products

- Small size General Use type
- Big size General Use type
- Other Use type

Slide Switches Soldering Conditions 154
 Slide Switches Cautions 155

Note

The operating temperature range for automotive applications can be raised upon request. Please contact us for requirements of this kind.



Стандарт Электрон Связь

Мы молодая и активно развивающаяся компания в области поставок электронных компонентов. Мы поставляем электронные компоненты отечественного и импортного производства напрямую от производителей и с крупнейших складов мира.

Благодаря сотрудничеству с мировыми поставщиками мы осуществляем комплексные и плановые поставки широчайшего спектра электронных компонентов.

Собственная эффективная логистика и склад в обеспечивает надежную поставку продукции в точно указанные сроки по всей России.

Мы осуществляем техническую поддержку нашим клиентам и предпродажную проверку качества продукции. На все поставляемые продукты мы предоставляем гарантию .

Осуществляем поставки продукции под контролем ВП МО РФ на предприятия военно-промышленного комплекса России , а также работаем в рамках 275 ФЗ с открытием отдельных счетов в уполномоченном банке. Система менеджмента качества компании соответствует требованиям ГОСТ ISO 9001.

Минимальные сроки поставки, гибкие цены, неограниченный ассортимент и индивидуальный подход к клиентам являются основой для выстраивания долгосрочного и эффективного сотрудничества с предприятиями радиоэлектронной промышленности, предприятиями ВПК и научно-исследовательскими институтами России.

С нами вы становитесь еще успешнее!

Наши контакты:

Телефон: +7 812 627 14 35

Электронная почта: sales@st-electron.ru

Адрес: 198099, Санкт-Петербург,
Промышленная ул, дом № 19, литера Н,
помещение 100-Н Офис 331