

Low Noise, Bipolar Input Dual Audio Operational amplifier

DESCRIPTION

NJM8068 is a low noise bipolar input dual audio operational amplifier has $3.5\text{nV}/\sqrt{\text{Hz}}$ at 1kHz.

The NJM8068 features Low distortion, high slew rate, wide bandwidth and high open-loop gain. In addition, unity-gain stable allows voltage-follower operation. These features make NJM8068 ideal for audio pre amplifier, microphone amplifier, line amplifier and other audio applications. NJM8068 operate over a wide temperature range of -40°C to $+125^{\circ}\text{C}$, making this IC ideal for use in industrial measurement instruments.

The NJM8068 is available in the 8-pin SOP8 and MSOP8 (TVSP8) packages.

FEATURES

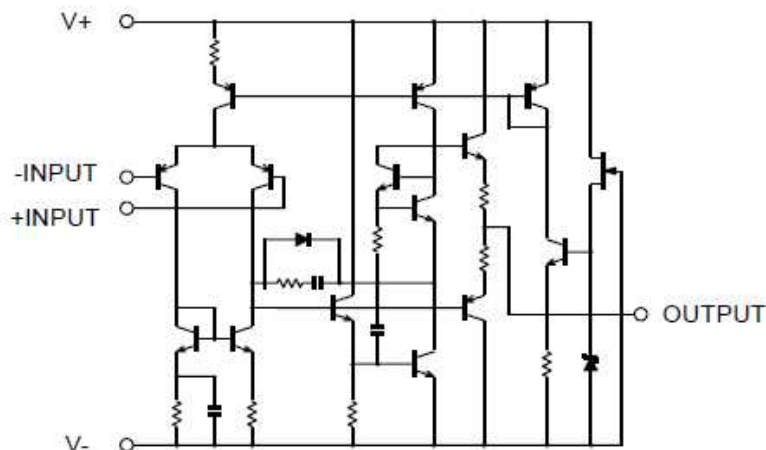
- Designed for High-Quality Sound
- Low Noise $3.5\text{nV}/\sqrt{\text{Hz}}$ at 1kHz
- Low Distortion 0.001%
- Slew Rate $6.8\text{V}/\mu\text{s}$
- Gain Bandwidth Product 19MHz
- Open-Loop Voltage Gain 120dB
- Unity-Gain stable
- Bipolar Input
- Supply Voltage $\pm 4\text{V}$ to $\pm 18\text{V}$
- Operating Temperature -40°C to $+125^{\circ}\text{C}$
- Supply Current (All Amplifier) 5mA typ.
- Package SOP8
MSOP8(TVSP8)*

*MEET JEDEC MO-187-DA / THIN TYPE

APPLICATIONS

- Professional Audio sets
- Audio pre/microphone amplifiers
- Analog/Digital mixer
- AV Receiver
- Car Audio
- Industrial Measurement Instruments

BLOCK DIAGRAM (1 amplifier)



PACKAGE OUTLINE

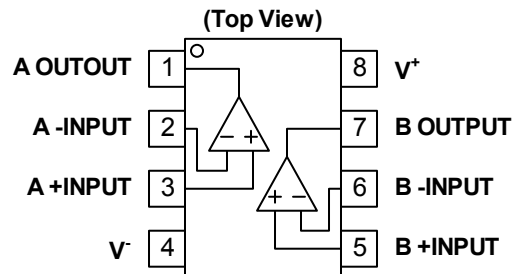


NJM8068G
(SOP8)



NJM8068RB1
(MSOP8(TVSP8))

PIN CONFIGURATION



Package	Product Name
SOP8	NJM8068G
TVSP8	NJM8068RB1

Related Products

Features	Product
$5\text{nV}/\sqrt{\text{Hz}}$, 0.0005%, $5\text{V}/\mu\text{s}$, 15MHz (Low Noise, Low distortion Audio OP-AMP)	NJM8080

■ ABSOLUTE MAXIMUM RATINGS

PARAMETER	SYMBOL	RATING	UNIT
Supply Voltage	V^+ / V^-	± 18	V
Differential Input Voltage ⁽¹⁾	V_{ID}	± 36	V
Input Voltage ⁽²⁾	V_{IN}	$V^- - 0.3$ to $V^+ + 36$	V
Output Terminal Input Voltage	V_O	$V^- - 0.3$ to $V^+ + 0.3$	V
Power Dissipation ⁽³⁾		(2-layer / 4-Layer)	
SOP8	P_D	690 / 1000	mW
MSOP8(TVSP8)		510 / 680	
Operating Temperature Range	T_{opr}	-40 to +125	°C
Storage Temperature Range	T_{stg}	-65 to +150	°C

(1) Differential voltage is the voltage difference between +INPUT and -INPUT.

(2) Input voltage is the voltage should be allowed to apply to the input terminal independent of the magnitude of V^+ .
The normal operation will establish when any input is within the Common Mode Input Voltage Range of electrical characteristics.

(3) Power dissipation is the power that can be consumed by the IC at $T_a=25^\circ\text{C}$, and is the typical measured value based on JEDEC condition. When using the IC over $T_a=25^\circ\text{C}$ subtract the value $[\text{mW}/^\circ\text{C}] = P_D / (T_{stg}(\text{MAX}) - 25)$ per temperature.

2-layer: EIA/JEDEC STANDARD Test board (76.2x114.3x 1.6mm, 2layers, FR-4) mounting

4-layer: EIA/JEDEC STANDARD Test board (76.2x114.3x 1.6mm, 4layers, FR-4) mounting

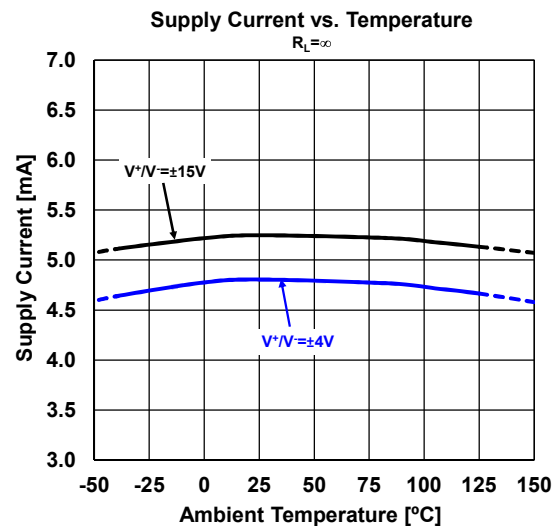
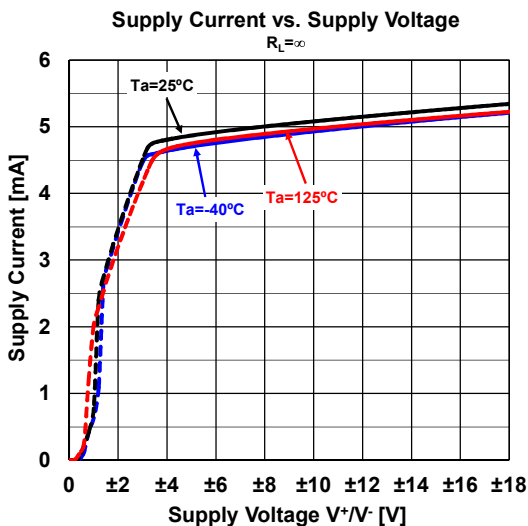
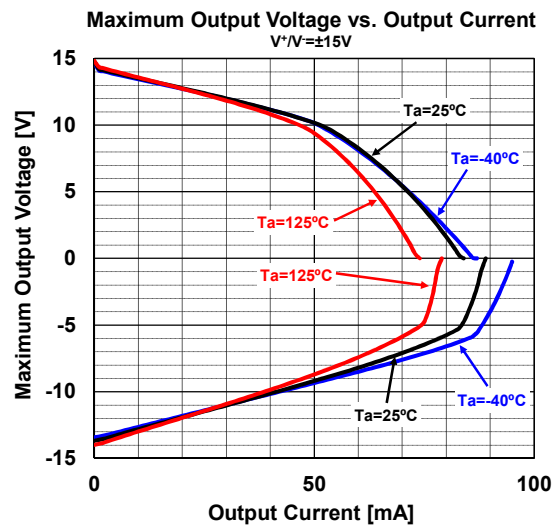
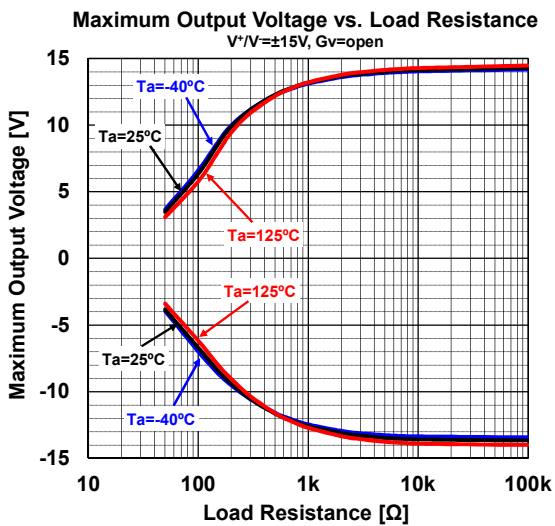
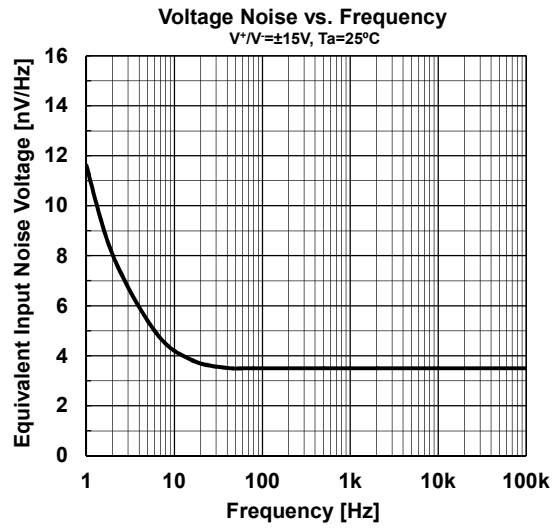
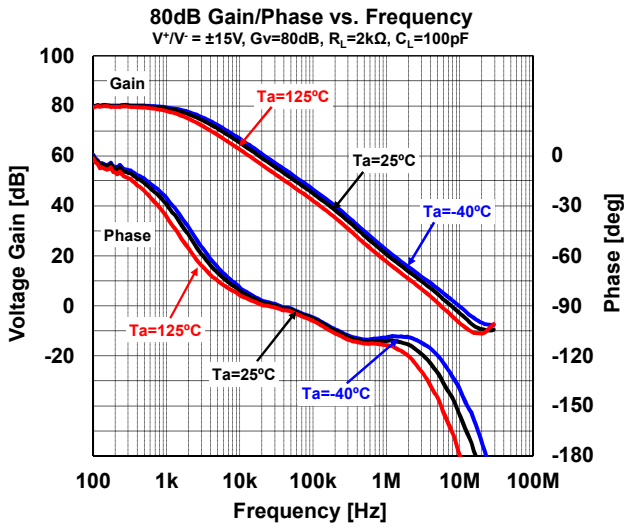
■ RECOMMENDED OPERATING CONDITIONS ($T_a=25^\circ\text{C}$)

PARAMETER	SYMBOL	TEST CONDITION	MIN.	TYP.	MAX.	UNIT
Supply Voltage	V^+ / V^-		± 4	-	± 18	V

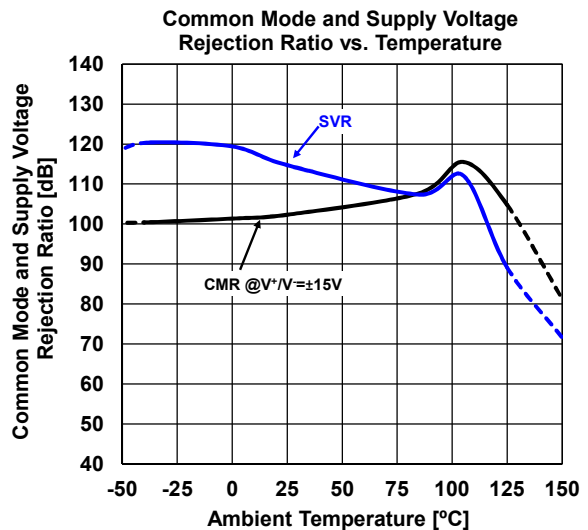
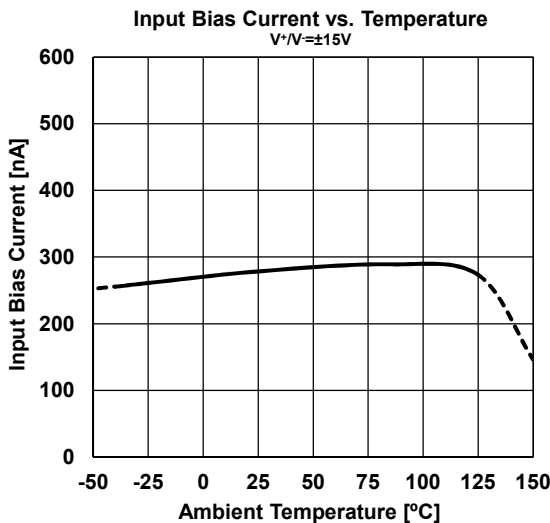
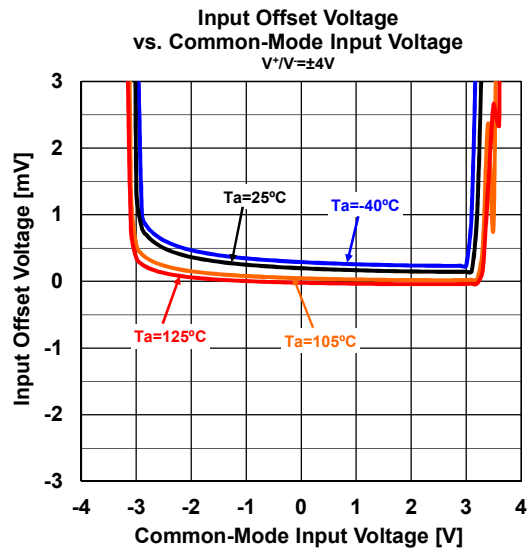
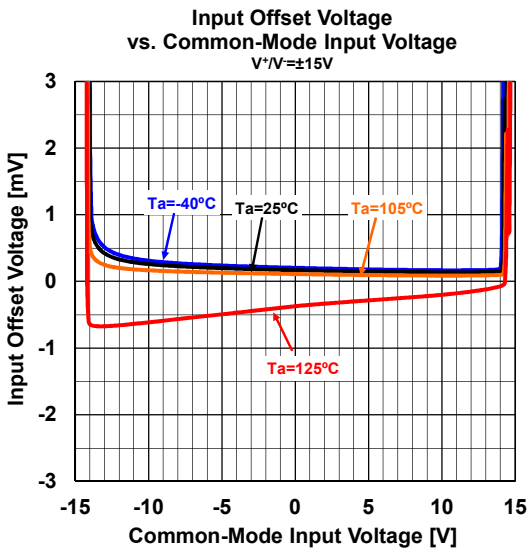
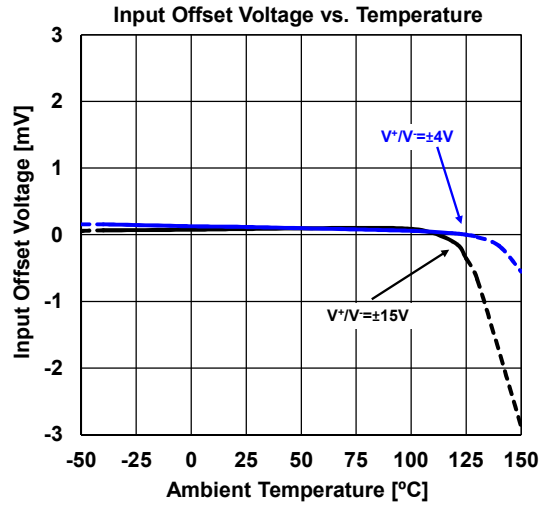
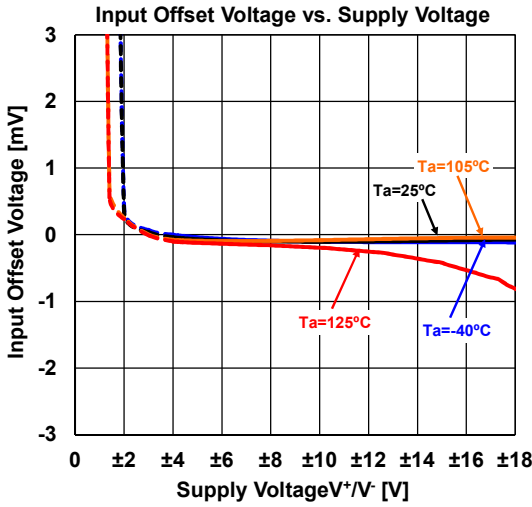
■ ELECTRICAL CHARACTERISTICS ($V^+ / V^- = \pm 15\text{V}$, $T_a=25^\circ\text{C}$, unless otherwise noted.)

PARAMETER	SYMBOL	TEST CONDITION	MIN.	TYP.	MAX.	UNIT
INPUT/OUTPUT CHARACTERISTICS						
Input Offset Voltage	V_{IO}	$R_S \leq 10\text{k}\Omega$	-	0.3	3	mV
Input Bias Current	I_B		-	260	1000	nA
Input Offset Current	I_{IO}		-	5	200	nA
Open Loop Voltage Gain	A_V	$R_L = 2\text{k}\Omega$, $V_O = \pm 10\text{V}$	90	120	-	dB
Common-Mode Rejection Ratio	CMR		80	110	-	dB
Input Resistance	R_{IN}		50	300	-	k Ω
Common-Mode Input Voltage Range	V_{ICM}		± 12	± 13.5	-	V
Maximum Output Voltage	V_{OM}	$R_L \geq 2\text{k}\Omega$	± 12	± 13.5	-	V
POWER SUPPLY						
Supply Current(All Amplifiers)	I_Q		-	5	8	mA
Supply Voltage Rejection Ratio	SVR		80	120	-	dB
AC PERFORMANCE						
Gain Bandwidth Product	GBW	$f=100\text{kHz}$	-	19	-	MHz
Unity Gain Frequency	f_T	$G_v=0\text{dB}$	-	7.5	-	MHz
Slew Rate	SR	$R_L \geq 2\text{k}\Omega$	-	6.8	-	V/ μs
NOISE, DISTORTION						
Equivalent Input Noise Voltage	e_n	$f=1\text{kHz}$	-	3.5	-	nV/ $\sqrt{\text{Hz}}$
		FLAT, $f=20\text{Hz} \sim 20\text{kHz}$	-	0.5	0.7	μV_{rms}
Total Harmonic Distortion	THD		-	0.001	-	%
Channel Separation	CS		-	120	-	dB

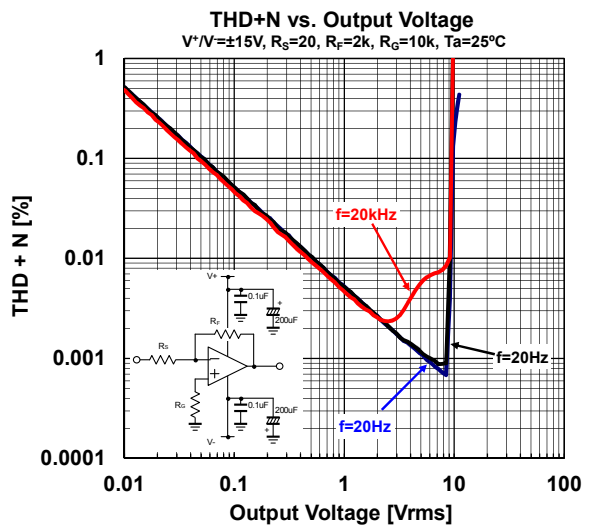
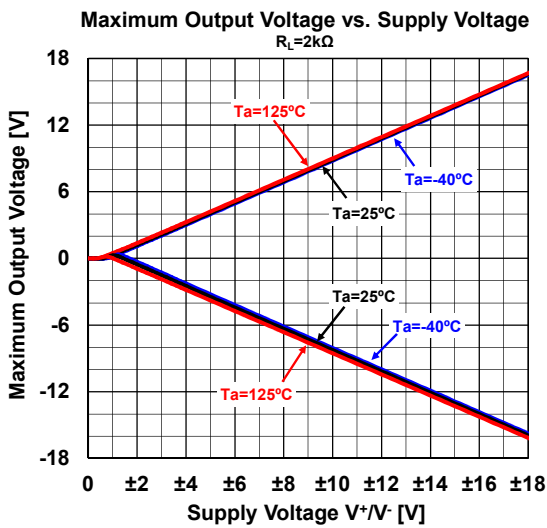
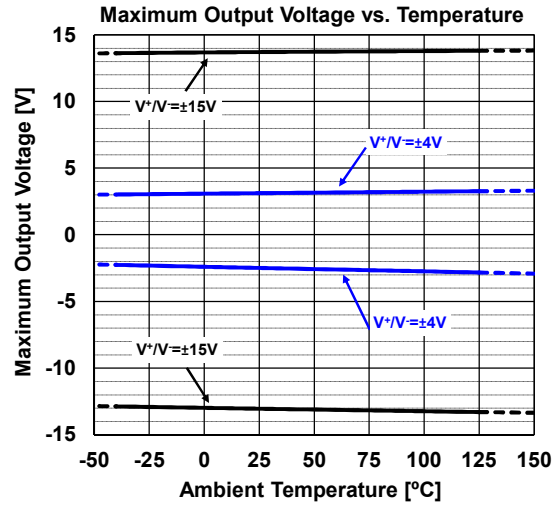
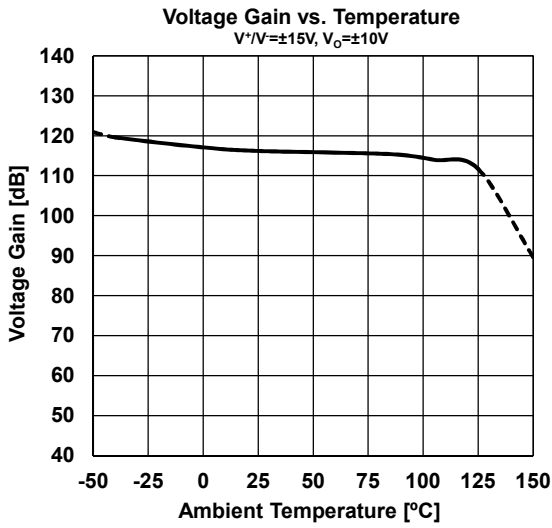
■ TYPICAL CHARACTERISTICS



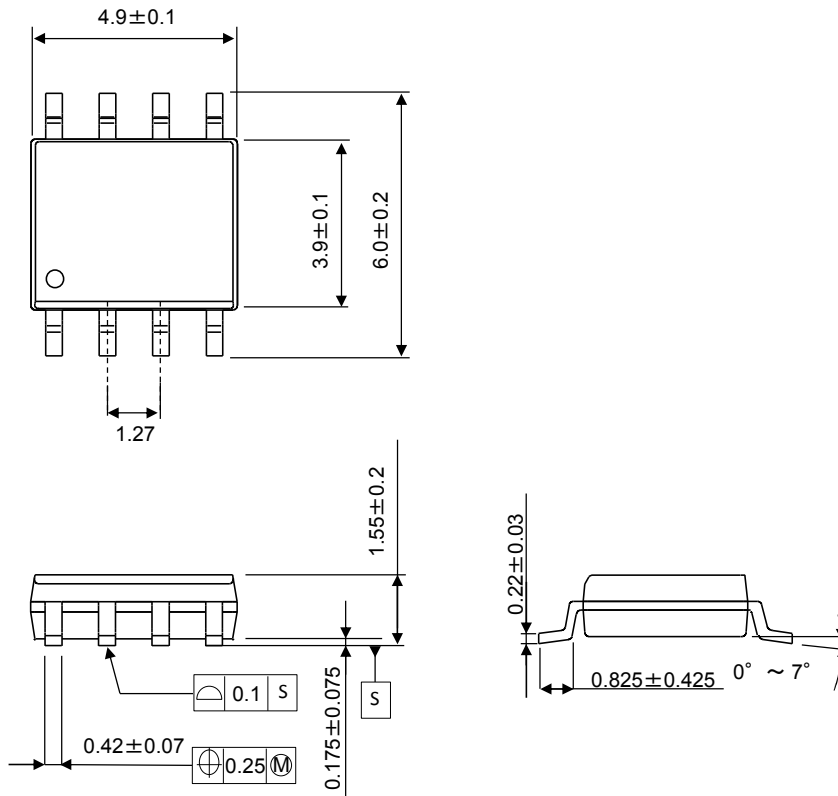
■ TYPICAL CHARACTERISTICS



■ TYPICAL CHARACTERISTICS

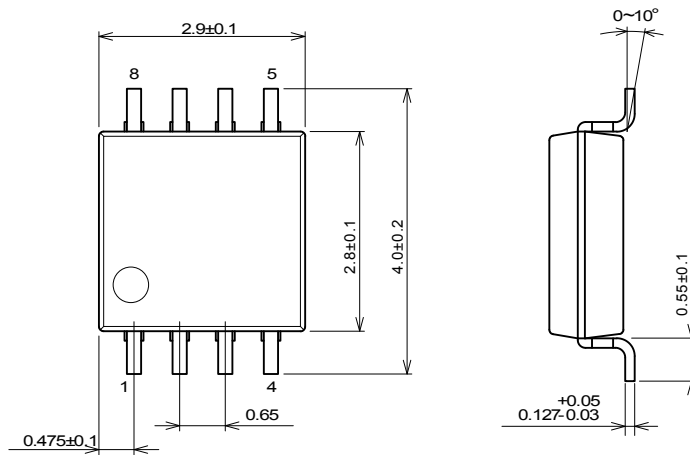


■PACKAGE DIMENSIONS

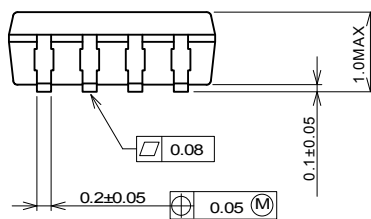


Unit: mm

SOP8 Package



Unit: mm



MSOP8(TVSP8) Package
MEET JEDEC MO-187-DA / THIN TYPE

[CAUTION]
The specifications on this databook are only given for information, without any guarantee as regards either mistakes or omissions. The application circuits in this databook are described only to show representative usages of the product and not intended for the guarantee or permission of any right including the industrial rights.

Mouser Electronics

Authorized Distributor

Click to View Pricing, Inventory, Delivery & Lifecycle Information:

[NJR:](#)

[NJM8068G-TE2](#) [NJM8068RB1-TE1](#)



Стандарт Электрон Связь

Мы молодая и активно развивающаяся компания в области поставок электронных компонентов. Мы поставляем электронные компоненты отечественного и импортного производства напрямую от производителей и с крупнейших складов мира.

Благодаря сотрудничеству с мировыми поставщиками мы осуществляем комплексные и плановые поставки широчайшего спектра электронных компонентов.

Собственная эффективная логистика и склад в обеспечивает надежную поставку продукции в точно указанные сроки по всей России.

Мы осуществляем техническую поддержку нашим клиентам и предпродажную проверку качества продукции. На все поставляемые продукты мы предоставляем гарантию .

Осуществляем поставки продукции под контролем ВП МО РФ на предприятия военно-промышленного комплекса России , а также работаем в рамках 275 ФЗ с открытием отдельных счетов в уполномоченном банке. Система менеджмента качества компании соответствует требованиям ГОСТ ISO 9001.

Минимальные сроки поставки, гибкие цены, неограниченный ассортимент и индивидуальный подход к клиентам являются основой для выстраивания долгосрочного и эффективного сотрудничества с предприятиями радиоэлектронной промышленности, предприятиями ВПК и научно-исследовательскими институтами России.

С нами вы становитесь еще успешнее!

Наши контакты:

Телефон: +7 812 627 14 35

Электронная почта: sales@st-electron.ru

Адрес: 198099, Санкт-Петербург,
Промышленная ул, дом № 19, литера Н,
помещение 100-Н Офис 331