

Analog Rectilinear Displacement Sensor



FEATURES

- Conductive plastic potentiometer technology. Infinite resolution
- Anodized light alloy housing
- Precious metal multi-contact wiper
- Stainless steel floating shaft
- Collar mounting
- Material categorization: for definitions of compliance please see www.vishay.com/doc?99912



QUICK REFERENCE DATA

Sensor type	LINEAR, conductive plastic
Output type	Output by wires
Market appliance	Avionics, industrial
Dimensions	Diameter 1/2" (12.7 mm)

ELECTRICAL SPECIFICATIONS

PARAMETER					
Total electrical travel (TET)	UET - 0 + 0.3 mm				
Independent linearity standard	± 1 %				
Independent linearity optional	± 3 %, ± 1 %, ± 0.1 %, ± 0.25 %, ± 0.5 %				
Tolerance on R _n	± 10 % (± 20 % on request)				
Temperature coefficient	-300 ppm/°C ± 300 ppm/°C				
Power rating at +70 °C	0.2 W/cm of travel (see Power Rating Chart)				
Wiper current	≤ 1 mA				
Recommended load impedance	≥ 1000 R _n				
Dielectric strength	500 V _{RMS} , 50 Hz, 1 min				
Insulation resistance	≥ 10 GΩ at 500 V _{DC}				
Useful electrical travel (UET)	10 mm	25 mm	50 mm	75 mm	100 mm
Total resistance R _n	2.2 kΩ	1 kΩ to 22 kΩ	1 kΩ to 47 kΩ	2.2 kΩ to 47 kΩ	4.7 kΩ to 100 kΩ
Output smoothness	≤ 0.1 %	≤ 0.1 %	≤ 0.1 %	≤ 0.1 %	≤ 0.1 %

MECHANICAL SPECIFICATIONS

PARAMETER					
Mechanical travel	UET - 0 + 3 mm				
Driving force	≤ 2 N (≤ 1.5 N on request)				
Driving force with probe (optional)	≤ 3 N to 7 N				
Backlash	< 10 μm				
Protection class	IP 50				
Maximum displacement speed	1.5 m/s				
Maximum misalignment	± 0.2 mm				
Useful electrical travel (UET)	10 mm ⁽¹⁾	25 mm	50 mm	75 mm	100 mm
Total weight	13 g	18 g	23 g	28 g	33 g
Weight of moving part	3 g	4.5 g	6 g	7.5 g	9 g

Note

⁽¹⁾ Tolerances: - 2 mm, + 0 mm

PERFORMANCE

PARAMETER	
Operating temperature range	-55 °C to +125 °C
Life	10M cycles

Note

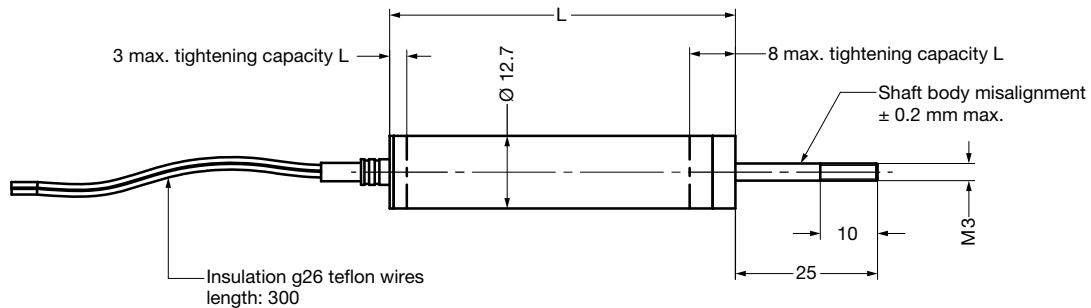
- Nothing stated herein shall be construed as a guarantee of quality or durability.



SAP PART NUMBERING GUIDELINES - PORH12

MODEL	TYPE	DIAMETER	LENGTH (mm)	SHAFT VERSION	VALUE	LINEARITY	PACKAGING
POR	H	12	010 025 050 075 100	F = floating shaft	Manual transducers 102 = 01K 472 = 4K7 103 = 10K 223 = 22K 473 = 47K 104 = 100K In accordance with UET, see "Electrical Specifications"	A = 1 % D = 0.1 %	B = box

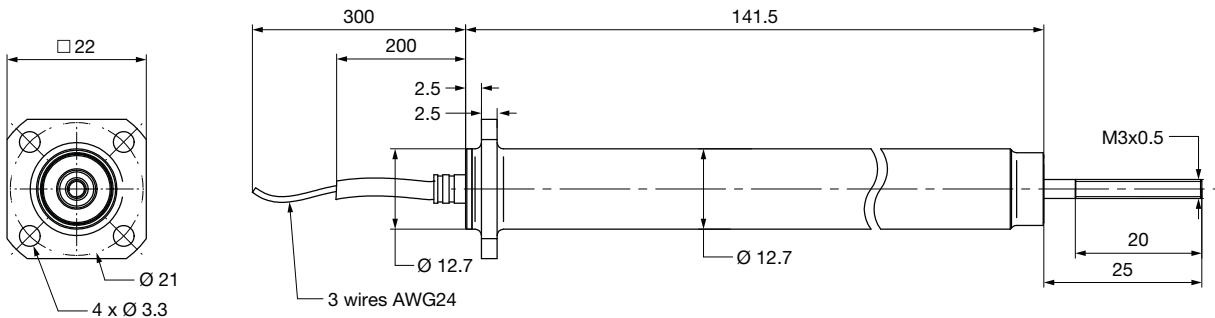
DIMENSIONS in millimeters



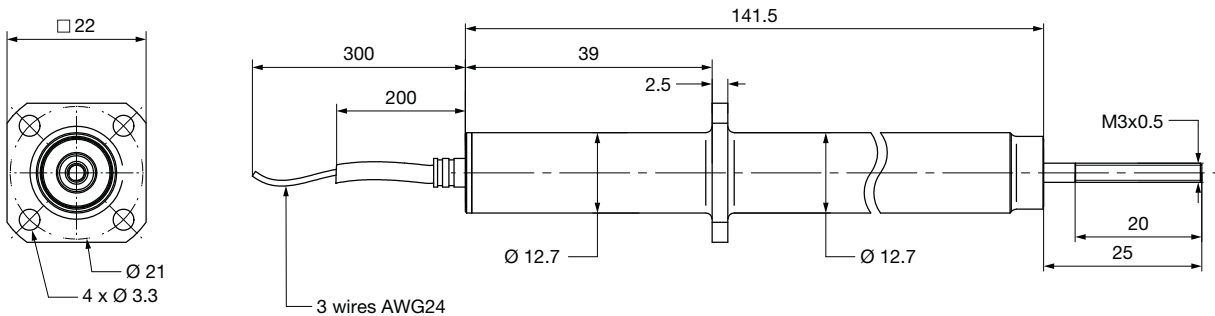
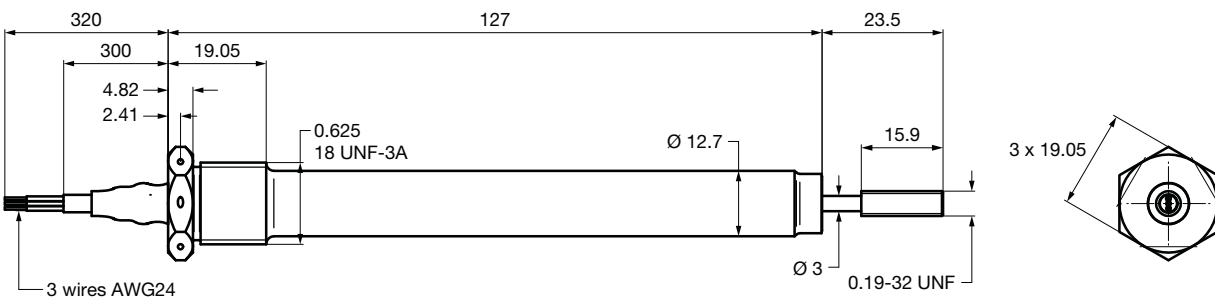
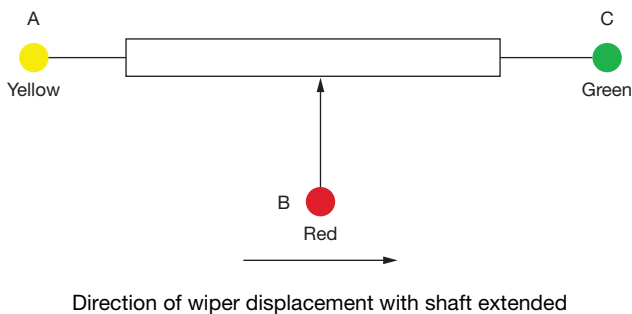
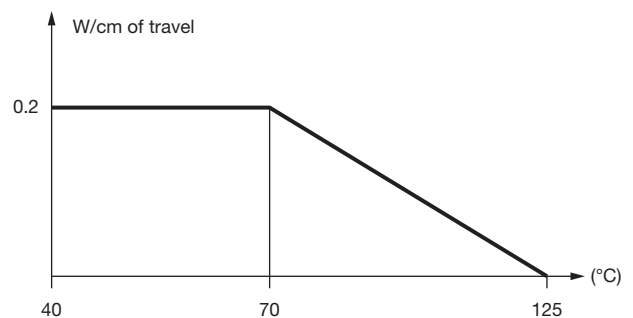
Useful electrical travel	10	25	50	75	100
L ± 0.5 mm	45.5	60.5	85.5	110.5	135.5

DESIGNS ON REQUEST (FOR VERSION PORR12)

OPTION 1



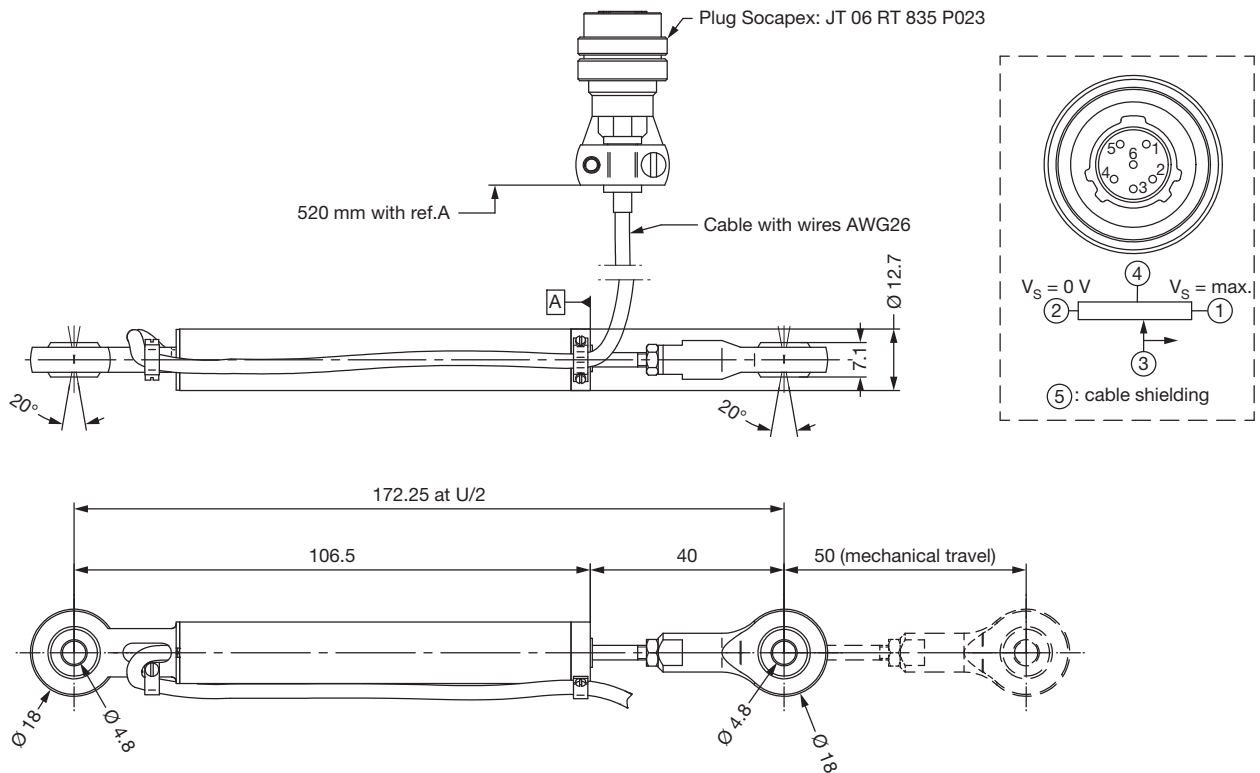
DIMENSIONS in millimeters

OPTION 2

OPTION 3

ELECTRICAL DIAGRAM

POWER RATING CHART

OPTIONS (on request)

- Other travels: UET = 72 mm with TET = 75.2 mm and mechanical travel = 81 mm
- Other ohmic value (R_n): 2.2 k Ω ; 5 k Ω , 6.5 k Ω
- Other linearity
- Electrically independent double track (= redundancy)
- Middle tap
- Electrical phasing (for double track) at U/2:
 0.5 U \pm 0.7 % U (for PORR12 shaft output at 75.5 mm \pm 1 mm),
 or 0.5 U \pm 0.5 % U (for PORR12),
 or up to \pm 0.13 % (track 1 / track 2) (for PORH12)

- Electrical bonding: $\leq 0.05 \Omega$
- Electrical output by connector:
plug Socapex: JT 06 RT 835 P023 (or equivalent) with cable length 300 mm, 500 mm, or 750 mm
- Specific design to support temperature pic of 200 °C
- Other length of shaft: 12 mm (pushed shaft)
- Guided shaft
- Probe with return spring and tip on request
- Other design including diameter 9.5 mm: version RH9.5
- Specific reinforced version for hard environment conditions (vibrations, shocks, temperature): version RR12
- Other wire lengths: 330 mm; 355 mm; 380 mm, and 1 m
- Temperature coefficient: $-200 \text{ ppm}/^\circ\text{C} \pm 200 \text{ ppm}/^\circ\text{C}$ (in function of ohmic value)
- Smaller length: 5 mm; 10 mm; 15 mm; 17 mm (UET = 16 mm)
- Option RH12050 with front pivot and rear pivot

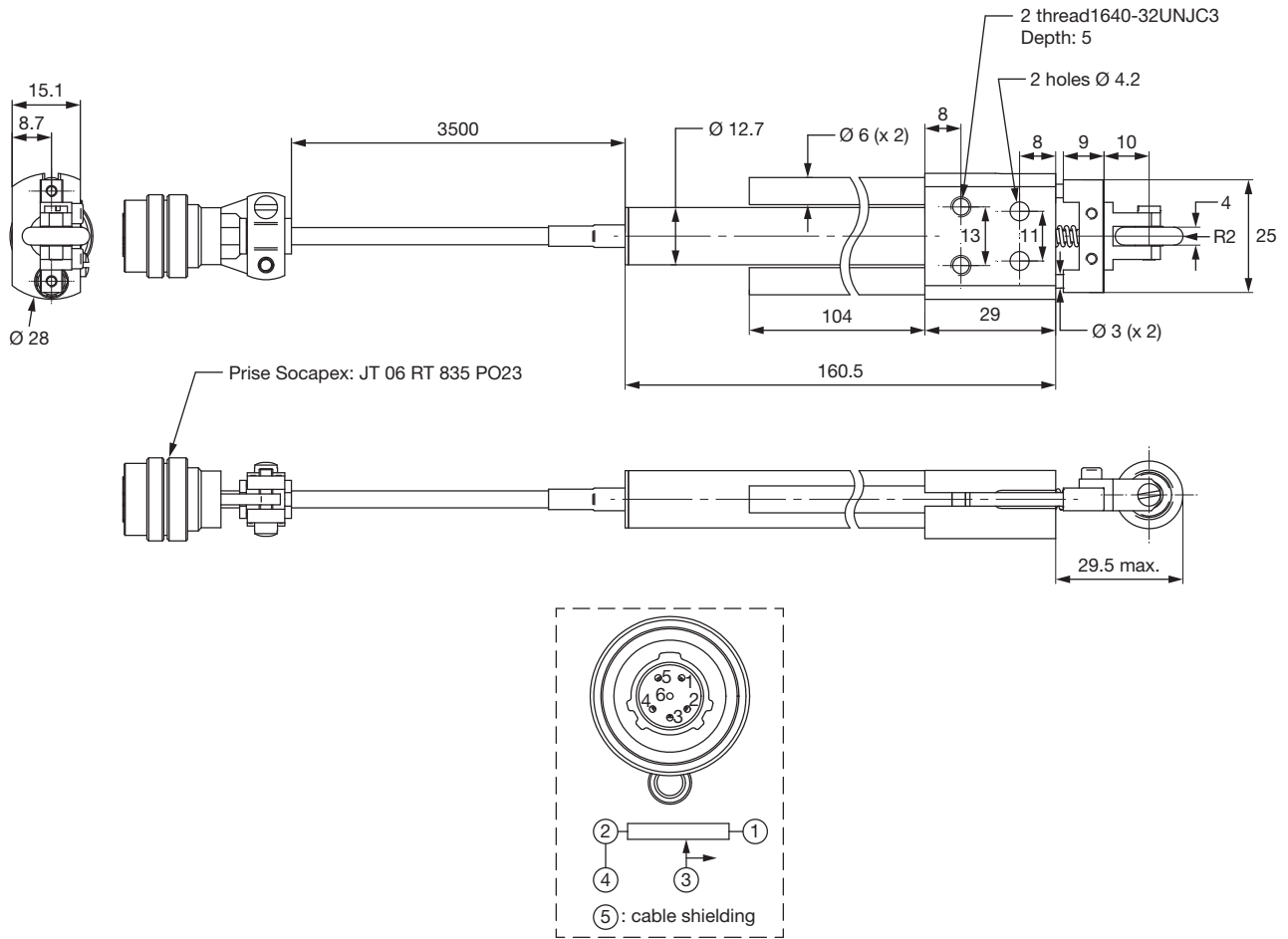
DIMENSIONS in millimeters



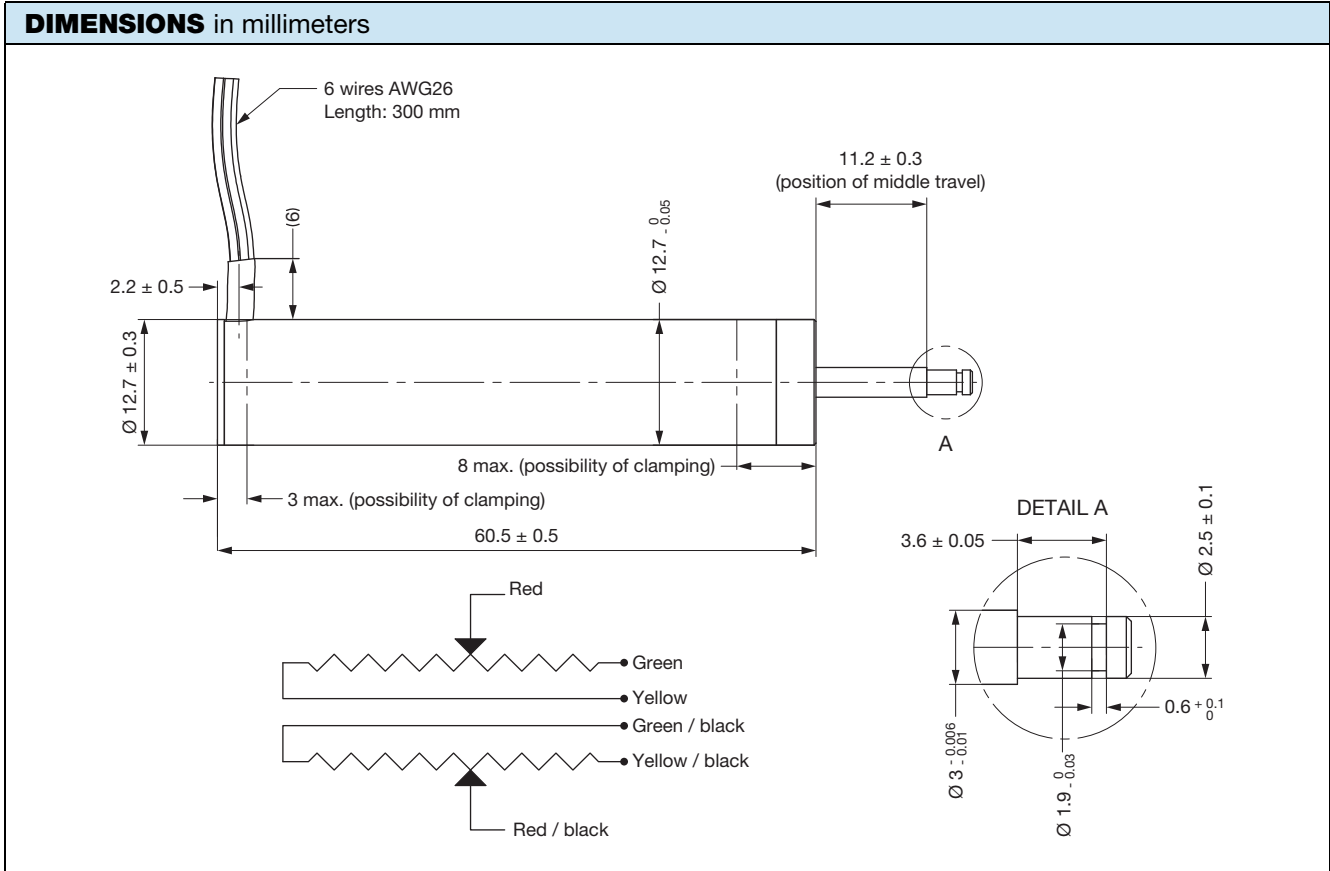


- Option RH12100 with roller pivot

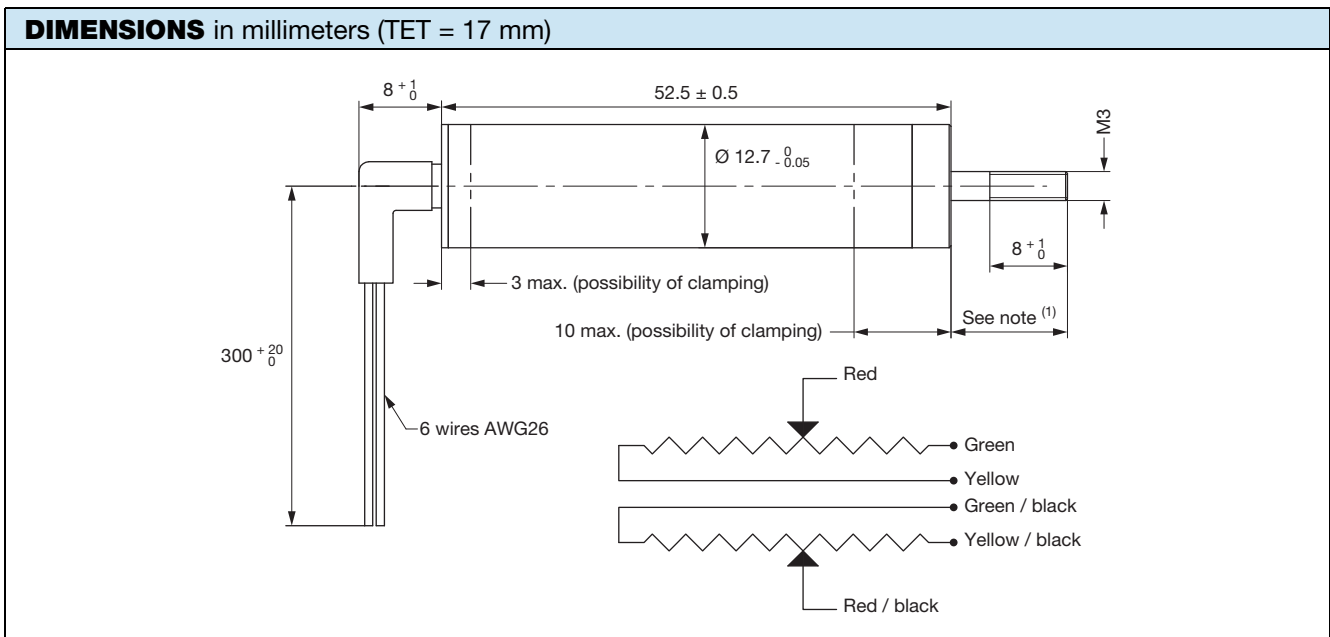
DIMENSIONS in millimeters



- Option RH12025 with radial output



- Option with bent sheath



Note

(1) When the shaft is completely pushed, the length exceeds 8 mm (+ 1 mm / 0 mm)



Disclaimer

ALL PRODUCT, PRODUCT SPECIFICATIONS AND DATA ARE SUBJECT TO CHANGE WITHOUT NOTICE TO IMPROVE RELIABILITY, FUNCTION OR DESIGN OR OTHERWISE.

Vishay Intertechnology, Inc., its affiliates, agents, and employees, and all persons acting on its or their behalf (collectively, "Vishay"), disclaim any and all liability for any errors, inaccuracies or incompleteness contained in any datasheet or in any other disclosure relating to any product.

Vishay makes no warranty, representation or guarantee regarding the suitability of the products for any particular purpose or the continuing production of any product. To the maximum extent permitted by applicable law, Vishay disclaims (i) any and all liability arising out of the application or use of any product, (ii) any and all liability, including without limitation special, consequential or incidental damages, and (iii) any and all implied warranties, including warranties of fitness for particular purpose, non-infringement and merchantability.

Statements regarding the suitability of products for certain types of applications are based on Vishay's knowledge of typical requirements that are often placed on Vishay products in generic applications. Such statements are not binding statements about the suitability of products for a particular application. It is the customer's responsibility to validate that a particular product with the properties described in the product specification is suitable for use in a particular application. Parameters provided in datasheets and / or specifications may vary in different applications and performance may vary over time. All operating parameters, including typical parameters, must be validated for each customer application by the customer's technical experts. Product specifications do not expand or otherwise modify Vishay's terms and conditions of purchase, including but not limited to the warranty expressed therein.

Except as expressly indicated in writing, Vishay products are not designed for use in medical, life-saving, or life-sustaining applications or for any other application in which the failure of the Vishay product could result in personal injury or death. Customers using or selling Vishay products not expressly indicated for use in such applications do so at their own risk. Please contact authorized Vishay personnel to obtain written terms and conditions regarding products designed for such applications.

No license, express or implied, by estoppel or otherwise, to any intellectual property rights is granted by this document or by any conduct of Vishay. Product names and markings noted herein may be trademarks of their respective owners.



Стандарт Электрон Связь

Мы молодая и активно развивающаяся компания в области поставок электронных компонентов. Мы поставляем электронные компоненты отечественного и импортного производства напрямую от производителей и с крупнейших складов мира.

Благодаря сотрудничеству с мировыми поставщиками мы осуществляем комплексные и плановые поставки широчайшего спектра электронных компонентов.

Собственная эффективная логистика и склад в обеспечивает надежную поставку продукции в точно указанные сроки по всей России.

Мы осуществляем техническую поддержку нашим клиентам и предпродажную проверку качества продукции. На все поставляемые продукты мы предоставляем гарантию .

Осуществляем поставки продукции под контролем ВП МО РФ на предприятия военно-промышленного комплекса России , а также работаем в рамках 275 ФЗ с открытием отдельных счетов в уполномоченном банке. Система менеджмента качества компании соответствует требованиям ГОСТ ISO 9001.

Минимальные сроки поставки, гибкие цены, неограниченный ассортимент и индивидуальный подход к клиентам являются основой для выстраивания долгосрочного и эффективного сотрудничества с предприятиями радиоэлектронной промышленности, предприятиями ВПК и научно-исследовательскими институтами России.

С нами вы становитесь еще успешнее!

Наши контакты:

Телефон: +7 812 627 14 35

Электронная почта: sales@st-electron.ru

Адрес: 198099, Санкт-Петербург,
Промышленная ул, дом № 19, литера Н,
помещение 100-Н Офис 331