CONTROL KNOBS, MOLDED PHENOLIC

FEATURES

- Cosmetic black gloss finish.
- Anti-static plastic.
- Positive retention #6-32 set screws.
- Fits 1/8" dia. & 1/4" dia. shafts.
- Functionally rugged.
- Special designs available.

MATERIALS

Knob:	Custom molded phenolic, color black.
Inlay:	Spun aluminum
Threaded Insert:	Brass.
Setscrew:	Heat treated high alloy steel with cup point and hex head, or slotted head. Note: 1 or 2 supplied, depending on model.

Notes: Dimensions in inches & (millimeters). Shaft size is last 3 digits of Model No.

SPECIFICATIONS SUBJECT TO CHANGE WITHOUT NOTICE.

41001 SERIES

Straight knurl line indicator on top

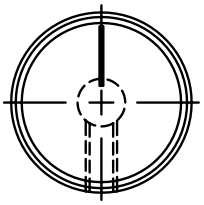

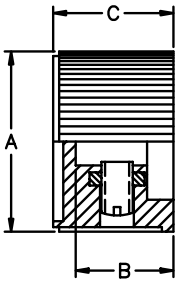

MODEL	A	B	C
410011B1/8	.787 (20.0)	.512 (13.0)	.630 (16.0)
410011B1/4	.787 (20.0)	.512 (13.0)	.630 (16.0)
410012B1/4	.945 (24.0)	.512 (13.0)	.630 (16.0)

41003 SERIES

Straight knurl with aluminum cap & line indicator on top

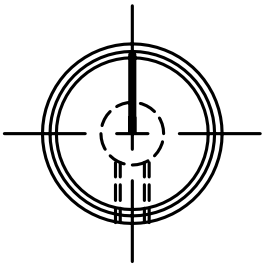

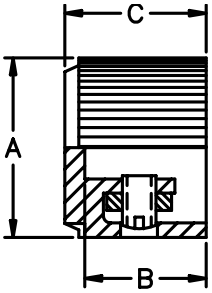

MODEL	A	B	C
410031B1/8	.551 (14.0)	.472 (12.0)	.551 (14.0)
410032B1/4	.716 (18.2)	.496 (12.6)	.555 (14.1)

41004 SERIES

Ribbed without inlay with square indicator on top



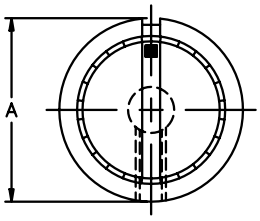

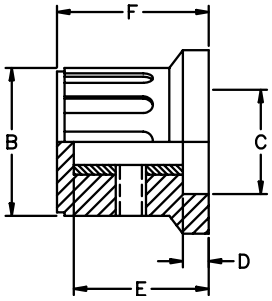

Note: This series has matte black finish

MODEL	A	B	C	D	E	F
***410041B1/8**	.610 (15.5)	.500 (12.7)	.374 (9.5)	.122 (3.1)	.472 (12)	.583 (14.8)
410041B1/4	.610 (155)	.500 (12.7)	.374 (9.5)	.122 (3.1)	.472 (12)	.583 (14.8)
410042B1/4	.799 (20.3)	.646 (16.4)	.443 (11.2)	.130 (3.2)	.575 (14.6)	.618 (15.7)
410043B1/4	.953 (24.2)	.772 (19.6)	.551 (14)	.209 (5.3)	.705 (17.9)	.784 (19.9)
****410044B1/4**	1.402 (35.6)	1.106 (28.1)	.898 (22.8)	.078 (2.0)	.574 (14.6)	.722 (18.3)

* - This model has one #4-40 set screw.
** - This model has two #6-32 set screws.

U

Notes: Dimensions in inches & (millimeters). Shaft size is last 3 digits of Model No.

MPK SERIES — Straight knurl with white dot indicator on skirt

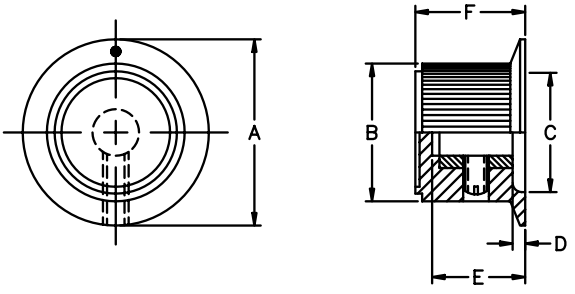

MODEL	A	B	C	D	E	F
MPK50B1/8	.750 (19.0)	.571 (14.5)	.580 (14.7)	.055 (1.4)	.461 (11.7)	.550 (14.0)
MPK50B1/4	.750 (19.0)	.571 (14.5)	.580 (14.7)	.055 (1.4)	.461 (11.7)	.550 (14.0)
MPK70B1/4	1.000 (25.4)	.740 (18.7)	.710 (18.0)	.080 (2.0)	.500 (12.7)	.580 (15.0)
MPK90B1/4	1.250 (31.7)	.988 (25.1)	.870 (22.1)	.090 (2.3)	.460 (11.7)	.590 (15.0)

MPKA SERIES — Ribbed with white line indicator on skirt

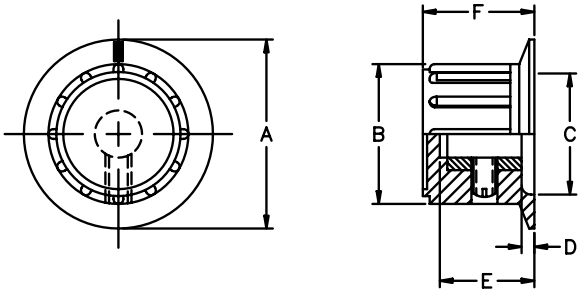

MODEL	A	B	C	D	E	F
MPKA50B1/8	.790 (20.0)	.580 (14.7)	.540 (13.7)	.080 (2.0	.450 (11.4)	.590 (15.0)
MPKA50B1/4	.790 (20.0)	.580 (14.7)	.540 (13.7)	.080 (2.0)	.450 (11.4)	.590 (15.0)
MPKA70B1/4	.980 (24.9)	.580 (14.7)	.472 (12.0)	.160 (4.0)	.580 (14.7)	.677 (17.2)
MPKA90B1/4	1.360 (34.5)	.960 (24.3)	.680 (17.2)	.200 (5.0)	.740 (18.8)	.850 (21.5)

MPKES SERIES — Fluted with white line indicator on side and skirt

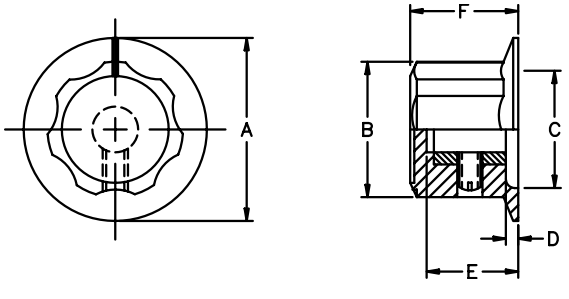

MODEL	A	B	C	D	E	F
MPKES60B1/8	.750 (19.0)	.620 (15.7)	.460 (11.6)	.090 (2.3)	.370 (9.4)	.470 (11.9)
MPKES60B1/4	.750 (19.0)	.620 (15.7)	.460 (11.6)	.090 (2.3)	.370 (9.4)	.470 (11.9)
MPKES70B1/4	.850 (21.5)	.750 (19.0)	.710 (18.1)	.080 (2.0)	.420 (10.6)	.540 (13.7)
MPKES90B1/4	1.000 (25.4)	.890 (22.6)	.870 (22.1)	.080 (2.0)	.470 (11.9)	.570 (14.4)
MPKES120B1/4	1.300 (33.0)	1.160 (29.4)	1.000 (25.4)	.120 (3.0)	.500 (12.7)	.630 (16.0)
MPKES140B1/4	1.48 (37.6)	1.35 (34.3)	.120 (3.0)	.120 (3.0)	.550 (13.9)	.690 (17.5)

MPKG SERIES — Ribbed with white line indicator on side

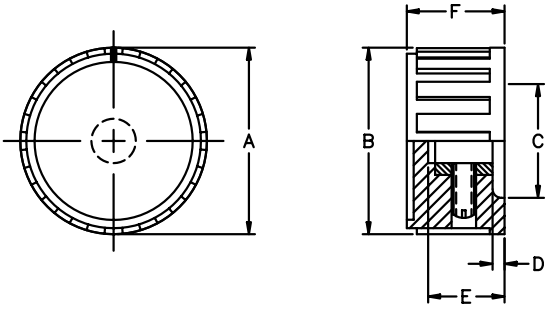

MPKG 90 THRU 125
TWO SET SCREWS

MPKG 40 THRU 70
ONE SET SCREW

MODEL	A	B	C	D	E	F
MPKG40B1/8	.440 (11.1)	.410 (10.4)	.320 (8.1)	.080 (2.0)	.380 (9.7)	.470 (11.9)
MPKG50B1/8	.550 (14.0)	.500 (12.7)	.440 (11.1)	.056 (1.4)	.395 (10.0)	.520 (13.2)
MPKG50B1/4	.550 (14.0)	.500 (12.7)	.440 (11.1)	.056 (1.4)	.395 (10.0)	.520 (13.2)
MPKG60B1/4	.660 (16.7)	.610 (15.5)	.550 (14.0)	.080 (2.0)	.430 (10.9)	.550 (14.0)
MPKG70B1/4	.740 (18.8)	.700 (17.8)	.590 (15.0)	.080 (2.0)	.450 (11.4)	.550 (14.0)
MPKG90B1/4	.860 (21.8)	.810 (20.6)	.720 (18.3)	.080 (2.0)	.410 (10.4)	.550 (14.0)
MPKG100B1/4	1.050 (26.6)	1.000 (25.4)	.920 (23.3)	.080 (2.0)	.430 (10.9)	.550 (14.7)
MPKG125B1/4	1.250 (31.8)	1.200 (30.4)	.690 (17.5)	.080 (2.0)	.430 (10.9)	.580 (14.7)

SPECIFICATIONS SUBJECT TO CHANGE WITHOUT NOTICE.

APEM, 63 Neck Road, HAVERHILL, MA USA 01835-0788 TOLL FREE: (877) 246-7890 FAX: (978) 372-3534 E-mail: info@apem.com

Notes: Dimensions in inches & (millimeters). Shaft size is last 3 digits of Model No.

SPECIFICATIONS SUBJECT TO CHANGE WITHOUT NOTICE.

PKD SERIES Straight knurl with skirt with 0 to 10 numerals

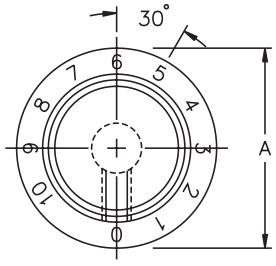

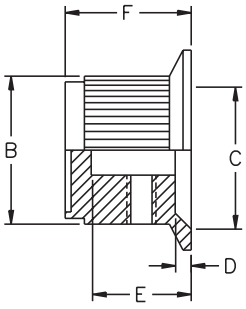

MODEL	A	B	C	D	E	F
PKD60B101/8	.780 (19.8)	.600 (15.2)	.490 (12.4)	.060 (1.53)	.390 (9.91)	.510 (12.9)
PKD60B101/4	.780 (19.8)	.600 (15.2)	.490 (12.4)	.060 (1.53)	.390 (9.91)	.510 (12.9)
PKD70B101/4	1.00 (25.4)	.740 (18.8)	.730 (18.5)	.090 (2.29)	.500 (12.7)	.590 (15.0)
PKD100B101/4	1.29 (32.7)	1.00 (25.4)	.730 (18.5)	.040 (1.01)	.500 (12.7)	.590 (15.0)

PKJ SERIES Straight knurl with pointer and indicator line on side

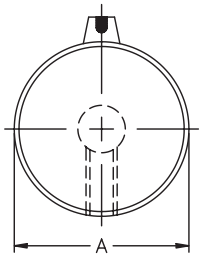

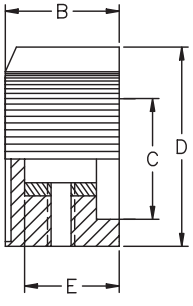

MODEL	A	B	C	D	E
PKJ50B1/8	.510 (12.9)	.510 (12.9)	.350 (8.89)	.590 (15.0)	.430 (10.9)
***PKJ50B1/4**	.510 (12.9)	.510 (12.9)	.350 (8.89)	.590 (15.0)	.430 (10.9)
PKJ60B1/4	.640 (16.2)	.550 (14.0)	.470 (11.9)	.760 (19.3)	.450 (11.4)
PKJ70B1/4	.760 (19.3)	.550 (14.0)	.550 (14.0)	.910 (23.1)	.450 (11.4)

*- Knob has #4-40 set screw.

PKJT SERIES Straight knurl with pointer and indicator line on side

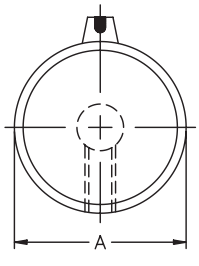

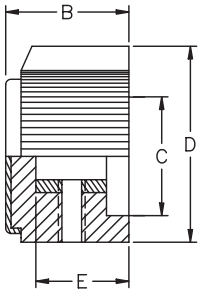

MODEL	A	B	C	D	E
PKJT50B1/8	.510 (12.9)	.590 (15.0)	.350 (8.89)	.590 (15.0)	.430 (10.9)
***PKJT50B1/4**	.510 (12.9)	.590 (15.0)	.350 (8.89)	.590 (15.0)	.430 (10.9)
PKJT60B1/4	.640 (16.2)	.620 (15.7)	.470 (11.9)	.760 (19.3)	.450 (11.4)
PKJT70B1/4	.760 (19.3)	.620 (15.7)	.550 (14.0)	.910 (23.1)	.450 (11.4)

*- Knob has #4-40 set screw.

U

Мы молодая и активно развивающаяся компания в области поставок электронных компонентов. Мы поставляем электронные компоненты отечественного и импортного производства напрямую от производителей и с крупнейших складов мира.

Благодаря сотрудничеству с мировыми поставщиками мы осуществляем комплексные и плановые поставки широчайшего спектра электронных компонентов.

Собственная эффективная логистика и склад в обеспечивает надежную поставку продукции в точно указанные сроки по всей России.

Мы осуществляем техническую поддержку нашим клиентам и предпродажную проверку качества продукции. На все поставляемые продукты мы предоставляем гарантию .

Осуществляем поставки продукции под контролем ВП МО РФ на предприятия военно-промышленного комплекса России , а также работаем в рамках 275 ФЗ с открытием отдельных счетов в уполномоченном банке. Система менеджмента качества компании соответствует требованиям ГОСТ ISO 9001.

Минимальные сроки поставки, гибкие цены, неограниченный ассортимент и индивидуальный подход к клиентам являются основой для выстраивания долгосрочного и эффективного сотрудничества с предприятиями радиоэлектронной промышленности, предприятиями ВПК и научно-исследовательскими институтами России.

С нами вы становитесь еще успешнее!

Наши контакты:

Телефон: +7 812 627 14 35

Электронная почта: sales@st-electron.ru

Адрес: 198099, Санкт-Петербург, Промышленная ул, дом № 19, литера Н, помещение 100-Н Офис 331