


# KSD1616/1616A

## Audio Frequency Power Amplifier & Medium Speed Switching

- Complement to KSB1116/1116A



### Absolute Maximum Ratings $T_a=25^\circ\text{C}$ unless otherwise noted

Symbol	Parameter	Ratings	Units	
$V_{CBO}$	Collector-Base Voltage	: KSD1616	60	V
		: KSD1616A	120	V
$V_{CEO}$	Collector-Emitter Voltage	: KSD1616	50	V
		: KSD1616A	60	V
$V_{EBO}$	Emitter-Base Voltage	6	V	
$I_C$	Collector Current (DC)	1	A	
$I_{CP}$	* Collector Current (Pulse)	2	A	
$P_C$	Collector Power Dissipation	0.75	W	
$T_J$	Junction Temperature	150	$^\circ\text{C}$	
$T_{STG}$	Storage Temperature	-55 ~ 150	$^\circ\text{C}$	

\*  $PW \leq 10\text{ms}$ , Duty Cycle < 50%

### Electrical Characteristics $T_a=25^\circ\text{C}$ unless otherwise noted

Symbol	Parameter	Test Condition	Min.	Typ.	Max.	Units
$I_{CBO}$	Collector Cut-off Current	$V_{CB}=60\text{V}, I_E=0$			100	nA
$I_{EBO}$	Emitter Cut-off Current	$V_{EB}=6\text{V}, I_C=0$			100	nA
$h_{FE1}$	DC Current Gain : KSD1616 : KSD1616A	$V_{CE}=2\text{V}, I_C=100\text{mA}$	135		600	
			135		400	
$h_{FE2}$		$V_{CE}=2\text{V}, I_C=1\text{A}$	81			
$V_{BE}(\text{on})$	* Base-Emitter On Voltage	$V_{CE}=2\text{V}, I_C=50\text{mA}$	600	640	700	mV
$V_{CE}(\text{sat})$	* Collector-Emitter Saturation Voltage	$I_C=1\text{A}, I_B=50\text{mA}$		0.15	0.3	V
$V_{BE}(\text{sat})$	* Base-Emitter Saturation Voltage	$I_C=1\text{A}, I_B=50\text{mA}$		0.9	1.2	V
$C_{ob}$	Output Capacitance	$V_{CE}=10\text{V}, I_E=0, f=1\text{MHz}$		19		pF
$f_T$	Current Gain Bandwidth Product	$V_{CE}=2\text{V}, I_C=100\text{mA}$	100	160		MHz
$t_{ON}$	Turn On Time	$V_{CC}=10\text{V}, I_C=100\text{mA}$ $I_{B1} = -I_{B2}=10\text{mA}$ $V_{BE}(\text{off}) = -2\sim-3\text{V}$		0.07		$\mu\text{s}$
$t_{STG}$	Storage Time			0.95		$\mu\text{s}$
$t_F$	Fall Time			0.07		$\mu\text{s}$

\* Pulse Test:  $PW < 350\mu\text{s}$ , Duty Cycle  $\leq 2\%$  Pulsed

### **$h_{FE1}$ Classification**

Classification	Y	G	L
$h_{FE1}$	135 ~ 270	200 ~ 400	300 ~ 600

## Typical Characteristics

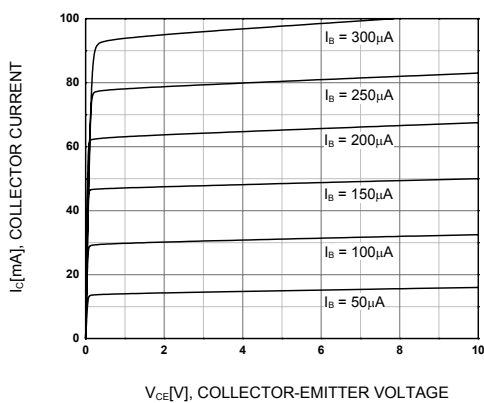


Figure 1. Static Characteristic

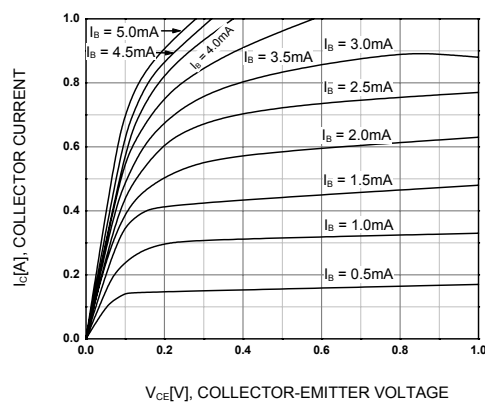


Figure 2. Static Characteristic

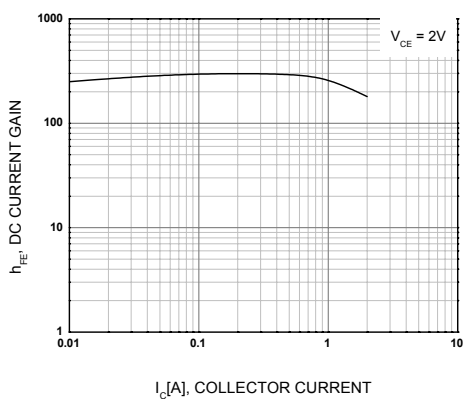


Figure 3. DC current Gain

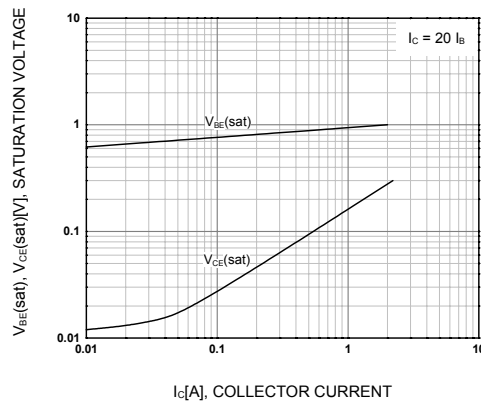


Figure 4. Base-Emitter Saturation Voltage  
Collector-Emitter Saturation Voltage

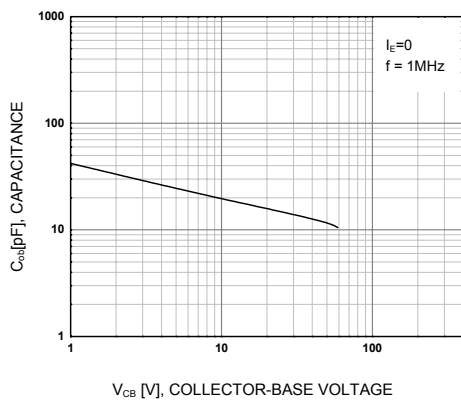


Figure 5. Collector Output Capacitance

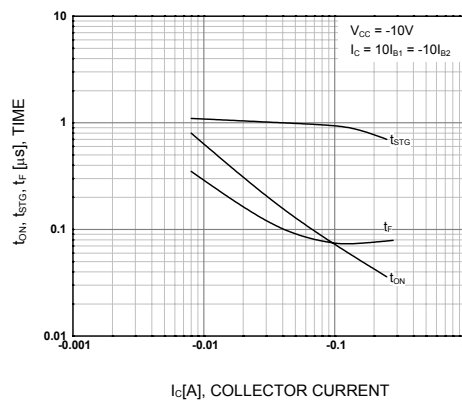
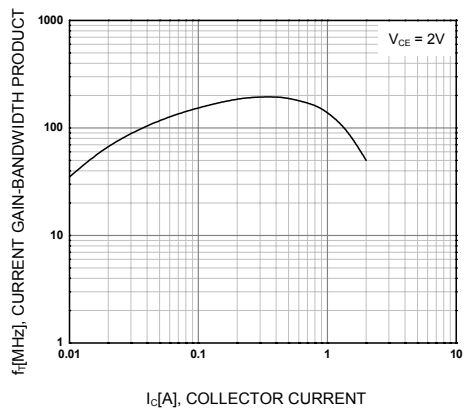
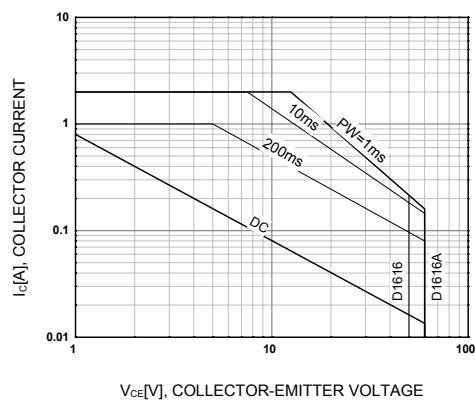


Figure 6. Switching Time

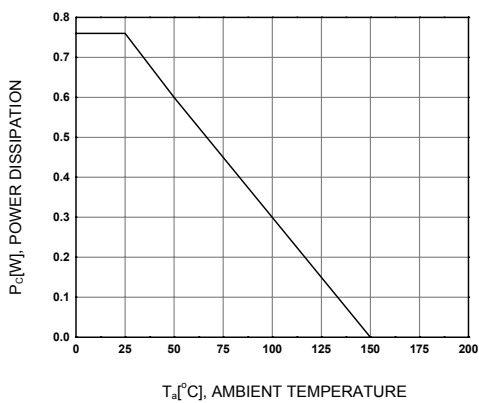
## Typical Characteristics(Continued)



**Figure 7. Current Gain Bandwidth Product**



**Figure 8. Safe Operating Area**



**Figure 9. Power Derating**



**TRADEMARKS**

The following are registered and unregistered trademarks and service marks Fairchild Semiconductor owns or is authorized to use and is not intended to be an exhaustive list of all such trademarks.

- |                                      |  |  |                                  |
|--------------------------------------|--|--|----------------------------------|
| ACEx <sup>®</sup>                    | Green FPS <sup>™</sup>   | Power247 <sup>®</sup>                  | SuperSOT <sup>™</sup> -8         |
| Build it Now <sup>™</sup>            | Green FPS <sup>™</sup> e-Series <sup>™</sup>   | POWEREDGE <sup>®</sup>                 | SyncFET <sup>™</sup>             |
| CorePLUS <sup>™</sup>                | GTO <sup>™</sup>   | Power-SPM <sup>™</sup>                 | The Power Franchise <sup>®</sup> |
| CROSSVOLT <sup>™</sup>               | i-Lo <sup>™</sup>  | PowerTrench <sup>®</sup>               | the power franchise              |
| CTL <sup>™</sup>                     | IntelliMAX <sup>™</sup>  | Programmable Active Droop <sup>™</sup> | QFET <sup>®</sup>                |
| Current Transfer Logic <sup>™</sup>  | ISOPLANAR <sup>™</sup>   | QS <sup>™</sup>                        | TinyBoost <sup>™</sup>           |
| EcoSPARK <sup>®</sup>                | MegaBuck <sup>™</sup>  | QT Optoelectronics <sup>™</sup>        | TinyBuck <sup>™</sup>            |
| <b>F</b> <sup>®</sup>                | MICROCOUPLER <sup>™</sup>  | Quiet Series <sup>™</sup>              | TinyLogic <sup>®</sup>           |
| Fairchild <sup>®</sup>               | MicroFET <sup>™</sup>  | RapidConfigure <sup>™</sup>            | TINYOPTO <sup>™</sup>            |
| Fairchild Semiconductor <sup>®</sup> | MicroPak <sup>™</sup>  | SMART START <sup>™</sup>               | TinyPower <sup>™</sup>           |
| FACT Quiet Series <sup>™</sup>       | MillerDrive <sup>™</sup>   | SPM <sup>®</sup>                       | TinyPWM <sup>™</sup>             |
| FACT <sup>®</sup>                    | Motion-SPM <sup>™</sup>  | STEALTH <sup>™</sup>                   | TinyWire <sup>™</sup>            |
| FAST <sup>®</sup>                    | OPTOLOGIC <sup>®</sup>   | SuperFET <sup>™</sup>                  | µSerDes <sup>™</sup>             |
| FastvCore <sup>™</sup>               | OPTOPLANAR <sup>®</sup>  | SuperSOT <sup>™</sup> -3               | UHC <sup>®</sup>                 |
| FPS <sup>™</sup>                     |  <sup>®</sup> | SuperSOT <sup>™</sup> -6               | UniFET <sup>™</sup>              |
| FRFET <sup>®</sup>                   | PDP-SPM <sup>™</sup>   |  | VCX <sup>™</sup>                 |
| Global Power Resource <sup>SM</sup>  | Power220 <sup>®</sup>  |  |                                  |

**DISCLAIMER**

FAIRCHILD SEMICONDUCTOR RESERVES THE RIGHT TO MAKE CHANGES WITHOUT FURTHER NOTICE TO ANY PRODUCTS HEREIN TO IMPROVE RELIABILITY, FUNCTION, OR DESIGN. FAIRCHILD DOES NOT ASSUME ANY LIABILITY ARISING OUT OF THE APPLICATION OR USE OF ANY PRODUCT OR CIRCUIT DESCRIBED HEREIN; NEITHER DOES IT CONVEY ANY LICENSE UNDER ITS PATENT RIGHTS, NOR THE RIGHTS OF OTHERS. THESE SPECIFICATIONS DO NOT EXPAND THE TERMS OF FAIRCHILD'S WORLDWIDE TERMS AND CONDITIONS, SPECIFICALLY THE WARRANTY THEREIN, WHICH COVERS THESE PRODUCTS.

**LIFE SUPPORT POLICY**

FAIRCHILD'S PRODUCTS ARE NOT AUTHORIZED FOR USE AS CRITICAL COMPONENTS IN LIFE SUPPORT DEVICES OR SYSTEMS WITHOUT THE EXPRESS WRITTEN APPROVAL OF FAIRCHILD SEMICONDUCTOR CORPORATION.

As used herein:

- Life support devices or systems are devices or systems which, (a) are intended for surgical implant into the body, or (b) support or sustain life, and (c) whose failure to perform when properly used in accordance with instructions for use provided in the labeling, can be reasonably expected to result in significant injury to the user.
- A critical component is any component of a life support device or system whose failure to perform can be reasonably expected to cause the failure of the life support device or system, or to affect its safety or effectiveness.

**PRODUCT STATUS DEFINITIONS**

**Definition of Terms**

Datasheet Identification	Product Status	Definition
Advance Information	Formative or In Design	This datasheet contains the design specifications for product development. Specifications may change in any manner without notice.
Preliminary	First Production	This datasheet contains preliminary data; supplementary data will be published at a later date. Fairchild Semiconductor reserves the right to make changes at any time without notice to improve design.
No Identification Needed	Full Production	This datasheet contains final specifications. Fairchild Semiconductor reserves the right to make changes at any time without notice to improve design.
Obsolete	Not In Production	This datasheet contains specifications on a product that has been discontinued by Fairchild semiconductor. The datasheet is printed for reference information only.



## Стандарт Электрон Связь

Мы молодая и активно развивающаяся компания в области поставок электронных компонентов. Мы поставляем электронные компоненты отечественного и импортного производства напрямую от производителей и с крупнейших складов мира.

Благодаря сотрудничеству с мировыми поставщиками мы осуществляем комплексные и плановые поставки широчайшего спектра электронных компонентов.

Собственная эффективная логистика и склад в обеспечивает надежную поставку продукции в точно указанные сроки по всей России.

Мы осуществляем техническую поддержку нашим клиентам и предпродажную проверку качества продукции. На все поставляемые продукты мы предоставляем гарантию .

Осуществляем поставки продукции под контролем ВП МО РФ на предприятия военно-промышленного комплекса России , а также работаем в рамках 275 ФЗ с открытием отдельных счетов в уполномоченном банке. Система менеджмента качества компании соответствует требованиям ГОСТ ISO 9001.

Минимальные сроки поставки, гибкие цены, неограниченный ассортимент и индивидуальный подход к клиентам являются основой для выстраивания долгосрочного и эффективного сотрудничества с предприятиями радиоэлектронной промышленности, предприятиями ВПК и научно-исследовательскими институтами России.

С нами вы становитесь еще успешнее!

### Наши контакты:

**Телефон:** +7 812 627 14 35

**Электронная почта:** [sales@st-electron.ru](mailto:sales@st-electron.ru)

**Адрес:** 198099, Санкт-Петербург,  
Промышленная ул, дом № 19, литера Н,  
помещение 100-Н Офис 331