

**NEW**

# MIL Standard SMP Compatible Push-on Lock Coaxial Connectors

## PO40G Series



### Overview

Continuing demand for higher transmission speeds in the communication systems created a need for development of high reliability small coaxial cable/connector systems. Drawing on its extensive experience in the development and manufacturing of coaxial connectors, Hirose Electric has developed PO40G line of connectors, capable of fulfilling this need.

### Features

#### 1. Supports 18 GHz

High quality and manufacturing standards assure high performance levels for frequencies of up to 18 GHz. Contact nearest HRS office if higher frequencies coaxial connector of the same configuration are needed.

#### 2. High mated retention forces



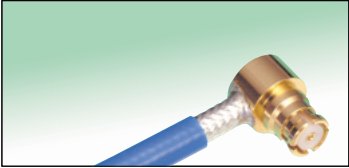



The built-in locking mechanism assures secure plug / receptacle retention force, needed for high frequency performance.

#### 3. Compatible with MIL standard SMP

### Applications

Communication equipment, transmission stations, measurement and instrumentation devices, medical diagnostic stations.

### Mating Diagrams

Jack Side	Plug Side
<p>■ Straight PO40G-J-***</p> 	<p>■ PCB edge mount plug receptacle PO40G-LPR (LD) -SMT</p> 
<p>■ Right-angle PO40G-LJ-***</p> 	<p>■ Conversion adapter PO40G plug -- SMA plug HRMP-PO40GP-18G</p> 
<p>■ In-line adapter (jack to jack) PO40G-A-JJ-645</p> 	
<p>■ Conversion adapters PO40G jack -- SMA jack HRMJ-PO40GJ-***</p> 	

## Product Specifications

Ratings	Nominal characteristic impedance: 50ohms Frequency range: DC to 18GHz	Operating temperature range: - 50°C to +125°C Operating humidity: 95% max.
---------	--	---

Item	Specification	Conditions
1. Contact resistance	Center : 6 m ohms max. Outer : 6 m ohms max.	100 mA max.
2. Insulation resistance	1000 M Ω min.	500 V DC
3. Withstanding voltage	No flashover or insulation breakdown.	500 V AC / 1 minute
4. Return loss	20dB min.	DC to 18GHz
5. Center contact holding force	0.2N min.	Measured with a 0.35 dia. gauge
6. Durability (mating/un-mating, with corresponding plug)	Contact resistance Center : 12 m ohms max. Outer : 12 m ohms max.	500 cycles
7. Humidity	Insulation resistance: 100 M ohms min. (high humidity) Insulation resistance: 1000 M ohms min. (dry)	240 hours (10 cycles) at temperature of 10°C to 65°C, RH 90% to 98%
8. Temperature cycle	No damage, cracks or parts dislocation.	Temperature: - 65°C → +125°C Time: 30 → 30 (Minutes) 5cycles
9. Salt spray test	No corrosion	5% salt water solution, 48 hours

## Material and Finishes

Part	Material	Finish
Shell	Plug external spring portion	Beryllium copper
	Receptacle, shell body, remaining components	Stainless steel
Center contact	Pin	Phosphor bronze
	Socket	Beryllium copper
Insulator	PTFE (Polytetrafluoroethylene)	Color: White

## Ordering information

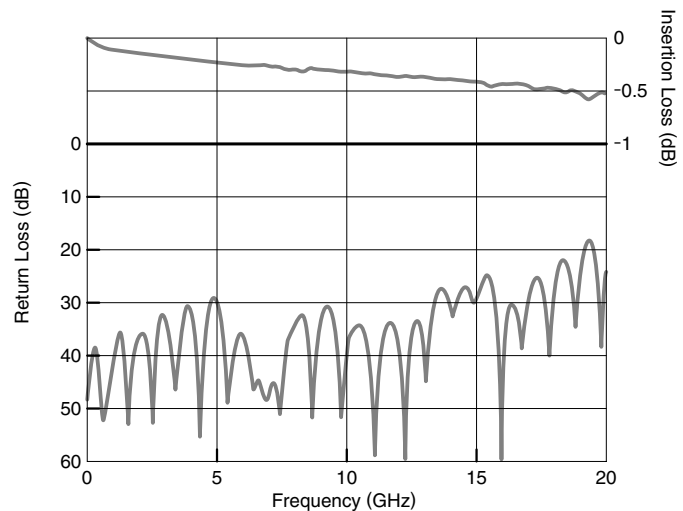

**PO40G** - [ ] - [ ]

①      ②      ③

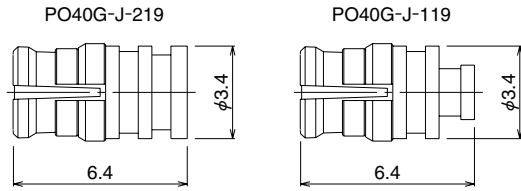

① Series name : PO40G
② Connector type J : Straight jack LJ : Right-angle jack LPR : PCB edge mount plug receptacle A : In-line adapter
③ Cable type or terminal type 119 : 0.047 in. outer dia. semi-flexible cable 219 : 0.085 in. outer dia. semi-flexible cable SMT : SMT type

## Typical Data

PO40G-J-219 double ended coaxial cable (100mm)  
0.085 inch outer dia. semi-flexible cable



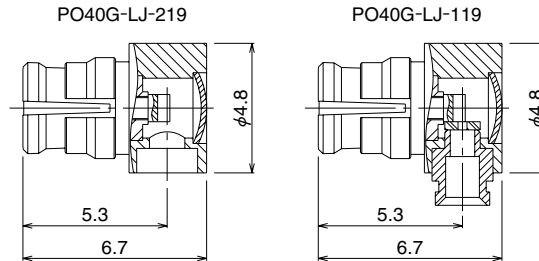

## ■Straight Jack (DC to 15 GHz: Return Loss 20dB min.)



Part Number	Cable type
PO40G-J-119	0.047 inch outer dia. semi-flexible cable
PO40G-J-219	0.085 inch outer dia. semi-flexible cable

\* Sold only as complete cable assemblies.

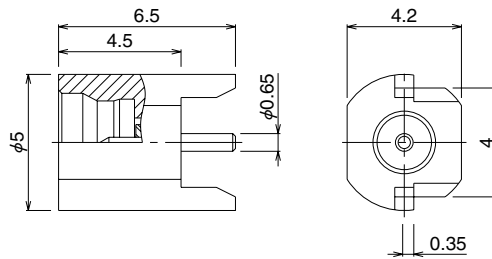

## ■Right-angle Jack (DC to 10 GHz: Return Loss 20dB min.)



Part Number	Cable type
PO40G-LJ-119	0.047 inch outer dia. semi-flexible cable
PO40G-LJ-219	0.085 inch outer dia. semi-flexible cable

\* Sold only as complete cable assemblies.

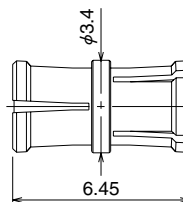
## ■PCB edge mount plug receptacle



Note: Mating side -- LIMITED DETENT

Part Number	CL No.
PO40G-LPR(LD)-SMT	CL338-0315-9

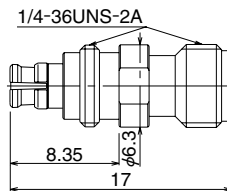
## ■In-line Adapter (Jack to Jack)



Part Number	CL No.
PO40G-A-JJ-645	CL338-0310-5

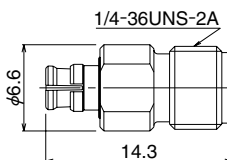
## ■ Conversion Adapters

### ● SMA conversion adapter launcher type (Mating portion: PO40G jack - SMA jack)



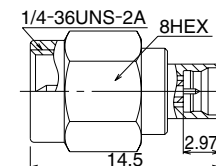
Part Number	CL No.
HRMJ-PO40GJ-BPA	CL311-0372-3

### ● SMA conversion adapter (Mating portion: PO40G jack - SMA jack)



Part Number	CL No.
HRMJ-PO40GJ-18G	CL311-0370-8

### ● SMA conversion adapter (Mating portion: PO40G plug - SMA plug)



Note: Mating side -- LIMITED DETENT

Part Number	CL No.
HRMP-PO40GP-18G	CL311-0371-0

## ■ Connector extraction tools

Sold separately

Connector Part Number	Applicable Tool Part Number	CL No.	Notes
PO40G-LJ-***	PO40G-J-N1	CL350-0142-6	Photo (1)
PO40G-J-***	*PO40G-J-N1	CL350-0142-6	Photo (2) Note: Both tools are required.
	*PO40G-J-N2	CL350-0143-9	

### Right-angle Jack (PO40G-LJ-\*\*\*)

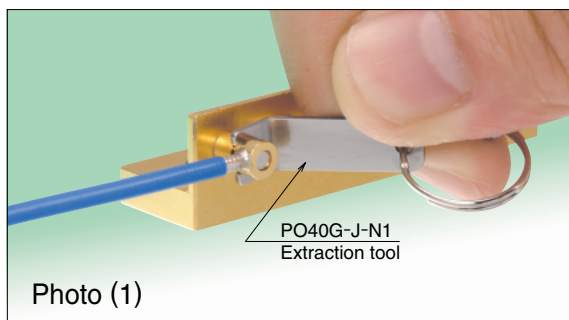


Photo (1)

### Straight Jack (PO40G-J-\*\*\*)

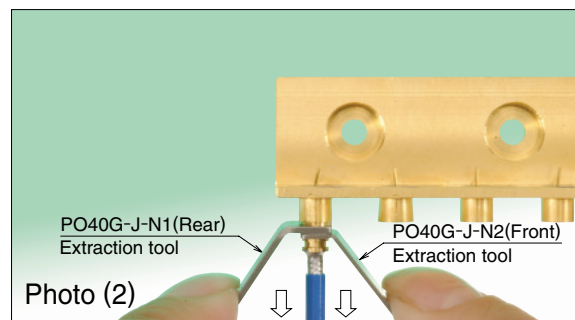


Photo (2)

Note 1: After initial release with the tool the connector can be removed with hand.

Note 2: The extraction tools must be used only with specified Hirose Electric connectors.



## HIROSE ELECTRIC CO.,LTD.

5-23,OSAKI 5-CHOME,SHINAGAWA-KU,TOKYO 141-8587,JAPAN  
 PHONE: 81-3-3491-9741, FAX: 81-3-3493-2933  
<http://www.hirose.com>  
<http://www.hirose-connectors.com>



## Стандарт Электрон Связь

Мы молодая и активно развивающаяся компания в области поставок электронных компонентов. Мы поставляем электронные компоненты отечественного и импортного производства напрямую от производителей и с крупнейших складов мира.

Благодаря сотрудничеству с мировыми поставщиками мы осуществляем комплексные и плановые поставки широчайшего спектра электронных компонентов.

Собственная эффективная логистика и склад в обеспечивает надежную поставку продукции в точно указанные сроки по всей России.

Мы осуществляем техническую поддержку нашим клиентам и предпродажную проверку качества продукции. На все поставляемые продукты мы предоставляем гарантию .

Осуществляем поставки продукции под контролем ВП МО РФ на предприятия военно-промышленного комплекса России , а также работаем в рамках 275 ФЗ с открытием отдельных счетов в уполномоченном банке. Система менеджмента качества компании соответствует требованиям ГОСТ ISO 9001.

Минимальные сроки поставки, гибкие цены, неограниченный ассортимент и индивидуальный подход к клиентам являются основой для выстраивания долгосрочного и эффективного сотрудничества с предприятиями радиоэлектронной промышленности, предприятиями ВПК и научно-исследовательскими институтами России.

С нами вы становитесь еще успешнее!

### Наши контакты:

**Телефон:** +7 812 627 14 35

**Электронная почта:** [sales@st-electron.ru](mailto:sales@st-electron.ru)

**Адрес:** 198099, Санкт-Петербург,  
Промышленная ул, дом № 19, литера Н,  
помещение 100-Н Офис 331