

## Type RP73 Series

### Key Features

- High precision - tolerances down to 0.05%
- Low TCR - down to 5ppm/°C
- Stable high frequency performance
- Operating temperature -55°C to +155°C
- Increased power rating - up to 1.0W
- Up to 200V DC operating voltage
- Range of packaging options
- Terminal finish - electroplated 100% matte Sn



### Applications

- Communications
- Instrumentation
- Industrial Controls
- Medical

The RP73 resistor series is a stable thin film chip resistor range offering increased power dissipation, higher temperature capabilities and increased working voltages compared to the standard RN73 series. The resistor is produced by sputtering a metal film onto high grade alumina and protecting with three complete printed layers. Values are normally offered in E96 and E24 series. The RP73 resistor has accurate and uniform physical dimensions to reduce placement problems.

### Characteristics - Electrical - RP73 Series - Standard

|                                | 0402          |      |      |      |      |      |         |      |      |      |      |      | 0603          |      |     |         |      |     |    |    |   |    |    |    |    |
|--------------------------------|---------------|------|------|------|------|------|---------|------|------|------|------|------|---------------|------|-----|---------|------|-----|----|----|---|----|----|----|----|
| Rated Power @ 70°C:            | 0.063W        |      |      |      |      |      |         |      |      |      |      |      | 0.1W          |      |     |         |      |     |    |    |   |    |    |    |    |
| Resistance Range (Ohms) Min:   | 49R9          | 49R9 | 49R9 | 49R9 | 49R9 | 49R9 | 10R     | 49R9 | 49R9 | 10R  | 24R9 | 4R7  | 24R9          | 4R7  | 4R7 | 24R9    | 4R7  | 4R7 |    |    |   |    |    |    |    |
| Max:                           | 5K0           | 15K  | 100K | 5K0  | 15K  | 70K  | 255K    | 5K0  | 15K  | 255K | 15K  | 332K | 15K           | 332K | 1M0 | 15K     | 332K | 1M0 |    |    |   |    |    |    |    |
| Tolerance (%):                 | 0.05          |      |      | 0.1  |      |      | 0.5 / 1 |      |      | 0.05 |      |      | 0.1           |      |     | 0.5 / 1 |      |     |    |    |   |    |    |    |    |
| Code Letter:                   | A             |      |      | B    |      |      | D / F   |      |      | A    |      |      | B             |      |     | D / F   |      |     |    |    |   |    |    |    |    |
| Selection Series:              | E24 & E96     |      |      |      |      |      |         |      |      |      |      |      | E24 & E96     |      |     |         |      |     |    |    |   |    |    |    |    |
| Temp. Coefficient (ppm/°C):    | 5             | 10   | 15   | 25   | 50   | 5    | 10      | 15   | 25   | 50   | 5    | 10   | 15            | 25   | 50  | 5       | 10   | 15  | 25 | 50 | 5 | 10 | 15 | 25 | 50 |
| Code Letter:                   | A             | C    | D    | F    | G    | A    | C       | D    | F    | G    | A    | C    | D             | F    | G   | A       | C    | D   | F  | G  | A | C  | D  | F  | G  |
| Limiting Element Voltage:      | 25V           |      |      |      |      |      |         |      |      |      |      |      | 75V           |      |     |         |      |     |    |    |   |    |    |    |    |
| Max. Overload Voltage:         | 50V           |      |      |      |      |      |         |      |      |      |      |      | 150V          |      |     |         |      |     |    |    |   |    |    |    |    |
| Operating Temp. Range:         | -55 to +155°C |      |      |      |      |      |         |      |      |      |      |      | -55 to +155°C |      |     |         |      |     |    |    |   |    |    |    |    |
| Climatic Category (°C):        | 55/125/55     |      |      |      |      |      |         |      |      |      |      |      | 55/125/55     |      |     |         |      |     |    |    |   |    |    |    |    |
| Insulation Resistance Dry Min: | 1000MΩ        |      |      |      |      |      |         |      |      |      |      |      | 1000MΩ        |      |     |         |      |     |    |    |   |    |    |    |    |
| Stability:                     | 0.5%          |      |      |      |      |      |         |      |      |      |      |      | 0.5%          |      |     |         |      |     |    |    |   |    |    |    |    |

|                                | 0805          |      |      |      |     |      |         |     |     |                      |     |     | 1206          |     |    |   |    |    |    |    |   |    |    |    |    |
|--------------------------------|---------------|------|------|------|-----|------|---------|-----|-----|----------------------|-----|-----|---------------|-----|----|---|----|----|----|----|---|----|----|----|----|
| Rated Power @ 70°C:            | 0.125W        |      |      |      |     |      |         |     |     |                      |     |     | 0.25W         |     |    |   |    |    |    |    |   |    |    |    |    |
| Resistance Range (Ohms) Min:   | 24R9          | 4R7  | 24R9 | 4R7  | 4R7 | 24R9 | 4R7     | 4R7 | 1R0 | 24R9                 | 4R7 | 4R7 | 4R7           | 4R7 |    |   |    |    |    |    |   |    |    |    |    |
| Max:                           | 30K           | 511K | 30K  | 511K | 1M0 | 30K  | 511K    | 1M0 | 1M0 | 50K                  | 50K | 50K | 50K           | 1M0 |    |   |    |    |    |    |   |    |    |    |    |
| Tolerance (%):                 | 0.05          |      |      | 0.1  |     |      | 0.5 / 1 |     |     | 0.05 / 0.1 / 0.5 / 1 |     |     |               |     |    |   |    |    |    |    |   |    |    |    |    |
| Code letter:                   | A             |      |      | B    |     |      | D / F   |     |     | A / B / D / F        |     |     |               |     |    |   |    |    |    |    |   |    |    |    |    |
| Selection Series:              | E24 & E96     |      |      |      |     |      |         |     |     |                      |     |     | E24 & E96     |     |    |   |    |    |    |    |   |    |    |    |    |
| Temp. Coefficient (ppm/°C):    | 5             | 10   | 15   | 25   | 50  | 5    | 10      | 15  | 25  | 50                   | 5   | 10  | 15            | 25  | 50 | 5 | 10 | 15 | 25 | 50 | 5 | 10 | 15 | 25 | 50 |
| Code Letter:                   | A             | C    | D    | F    | G   | A    | C       | D   | F   | G                    | A   | C   | D             | F   | G  | A | C  | D  | F  | G  | A | C  | D  | F  | G  |
| Limiting Element Voltage:      | 150V          |      |      |      |     |      |         |     |     |                      |     |     | 200V          |     |    |   |    |    |    |    |   |    |    |    |    |
| Max. Overload Voltage:         | 300V          |      |      |      |     |      |         |     |     |                      |     |     | 400V          |     |    |   |    |    |    |    |   |    |    |    |    |
| Operating Temp. Range:         | -55 to +155°C |      |      |      |     |      |         |     |     |                      |     |     | -55 to +155°C |     |    |   |    |    |    |    |   |    |    |    |    |
| Climatic Category (°C):        | 55/125/55     |      |      |      |     |      |         |     |     |                      |     |     | 55/125/55     |     |    |   |    |    |    |    |   |    |    |    |    |
| Insulation Resistance Dry Min: | 1000MΩ        |      |      |      |     |      |         |     |     |                      |     |     | 1000MΩ        |     |    |   |    |    |    |    |   |    |    |    |    |
| Stability:                     | 0.5%          |      |      |      |     |      |         |     |     |                      |     |     | 0.5%          |     |    |   |    |    |    |    |   |    |    |    |    |

### Type RP73 Series

|                                | 1210                 |      |     |    |    | 2010                 |      |     |    |    | 2512          |      |         |    |  |
|--------------------------------|----------------------|------|-----|----|----|----------------------|------|-----|----|----|---------------|------|---------|----|--|
| Rated Power @ 70°C:            | 0.3W                 |      |     |    |    | 0.3W                 |      |     |    |    | 1W            |      |         |    |  |
| Resistance Range (Ohms)        | Min:                 | 24R9 | 4R7 |    |    |                      | 24R9 | 4R7 |    |    |               | 4R7  | 1R0     |    |  |
|                                | Max:                 | 50K  | 1M0 |    |    |                      | 50K  | 1M0 |    |    |               | 100R | 100R    |    |  |
| Tolerance (%):                 | 0.05 / 0.1 / 0.5 / 1 |      |     |    |    | 0.05 / 0.1 / 0.5 / 1 |      |     |    |    | 0.1           |      | 0.5 / 1 |    |  |
| Code Letter:                   | A / B / D / F        |      |     |    |    | A / B / D / F        |      |     |    |    | B             |      | D / F   |    |  |
| Selection Series:              | E24 & E96            |      |     |    |    | E24 & E96            |      |     |    |    | E24 & E96     |      |         |    |  |
| Temp. Coefficient (ppm/°C):    | 5                    | 10   | 15  | 25 | 50 | 5                    | 10   | 15  | 25 | 50 | 25            | 50   | 25      | 50 |  |
| Code Letter:                   | A                    | C    | D   | F  | G  | A                    | C    | D   | F  | G  | F             | G    | F       | G  |  |
| Limiting Element Voltage:      | 200V                 |      |     |    |    | 200V                 |      |     |    |    | 200V          |      |         |    |  |
| Max. Overload Voltage:         | 400V                 |      |     |    |    | 400V                 |      |     |    |    | 400V          |      |         |    |  |
| Operating Temp. Range:         | -55 to +155°C        |      |     |    |    | -55 to +155°C        |      |     |    |    | -55 to +155°C |      |         |    |  |
| Climatic Category (°C):        | 55/125/55            |      |     |    |    | 55/125/55            |      |     |    |    | 55/125/55     |      |         |    |  |
| Insulation Resistance Dry Min: | 1000MΩ               |      |     |    |    | 1000MΩ               |      |     |    |    | 1000MΩ        |      |         |    |  |
| Stability:                     | 0.5%                 |      |     |    |    | 0.5%                 |      |     |    |    | 0.5%          |      |         |    |  |

### Characteristics - Electrical - RP73P Series - High Power

|                                | 0603          |      |     |    |    |    | 0805          |      |     |    |    |    |  |
|--------------------------------|---------------|------|-----|----|----|----|---------------|------|-----|----|----|----|--|
| Rated Power @ 70°C:            | 0.166W        |      |     |    |    |    | 0.25W         |      |     |    |    |    |  |
| Resistance Range (Ohms)        | Min:          | 10R  |     |    |    |    |               | 10R  |     |    |    |    |  |
|                                | Max:          | 332K |     |    |    |    |               | 500K |     |    |    |    |  |
| Tolerance (%):                 | 0.1           |      | 0.5 |    | 1  |    | 0.1           |      | 0.5 |    | 1  |    |  |
| Code Letter:                   | B             |      | D   |    | F  |    | B             |      | D   |    | F  |    |  |
| Selection Series:              | E24 & E96     |      |     |    |    |    | E24 & E96     |      |     |    |    |    |  |
| Temp. Coefficient (ppm/°C):    | 25            | 50   | 25  | 50 | 25 | 50 | 25            | 50   | 25  | 50 | 25 | 50 |  |
| Code Letter:                   | F             | G    | F   | G  | F  | G  | F             | G    | F   | G  | F  | G  |  |
| Limiting Element Voltage:      | 100V          |      |     |    |    |    | 150V          |      |     |    |    |    |  |
| Max. Overload Voltage:         | 150V          |      |     |    |    |    | 300V          |      |     |    |    |    |  |
| Operating Temp. Range:         | -55 to +155°C |      |     |    |    |    | -55 to +155°C |      |     |    |    |    |  |
| Climatic Category (°C):        | 55/125/55     |      |     |    |    |    | 55/125/55     |      |     |    |    |    |  |
| Insulation Resistance Dry Min: | 1000MΩ        |      |     |    |    |    | 1000MΩ        |      |     |    |    |    |  |
| Stability:                     | 0.5%          |      |     |    |    |    | 0.5%          |      |     |    |    |    |  |

### Characteristics - Environmental

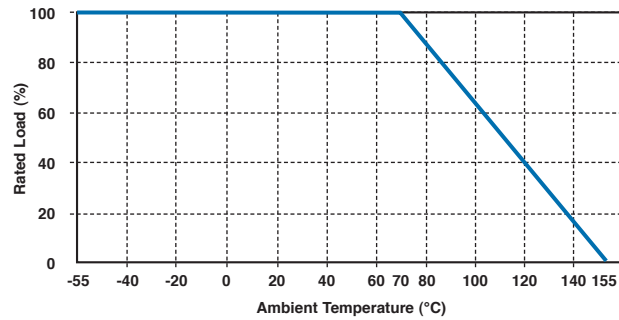
| Item   | Requirement  |              | Test Method   |
|--|--|--------------|---|
|  | Tol. ≤ 0.05%   | Tol. > 0.05% |   |
| Temperature Coefficient of Resistance (TCR): | As per TCRs specified in value range table on page 1 |              | +25/-55/+25/+125/+25°C  |
| Short Time Overload:                         | ΔR ±0.05%  | ΔR ±0.2%     | RCWV* 2.5 or max. overload voltage for 5 seconds                                  |
| Insulation Resistance:                       | ΔR ±0.2% for high power rating<br>>1000MΩ            |              | Apply 100VDC for 1 minute   |
| Endurance:                                   | ΔR ±0.05%  | ΔR ±0.2%     | 70 ±2°C, max. working voltage for 1000hrs with 1.5hrs "ON" and 0.5 hrs "OFF"      |
| Damp Heat with Load:                         | ΔR ±0.05%  | ΔR ±0.3%     | 40 ±2°C, 90 - 95% R.H. max. working voltage hrs with 1.5hrs "ON" and 0.5hrs "OFF" |
| Bending Strength:                            | ΔR ±0.05%  | ΔR ±0.2%     | Bending amplitude 3mm for 10 seconds  |
| Solderability:                               | 95% min. coverage                                    |              | 245 ±5°C for 3 seconds  |
| Resistance to Soldering Heat:                | ΔR ±0.05%  | ΔR ±0.2%     | 260 ±5°C for 10 seconds   |
| Dielectric Withstand Voltage:                | By Type  |              | Max. overload voltage for 1 minute  |
| Thermal Shock:                               | ΔR ±0.05%  | ΔR ±0.25%    | -55°C to +150°C, 100 cycles   |
| Low Temperature Operation:                   | ΔR ±0.05%  | ΔR ±0.2%     | 1 hour, -65°C, followed by 45 minutes of RCWV                                     |
|  | ΔR ±0.5% for high power rating                       |              |   |

Reference Standards: MIL-STD-202, JIS-C 5201-1

Storage Temperature: 25±3°C; Humidity < 80%RH

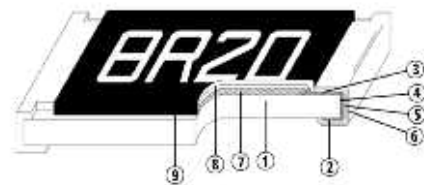
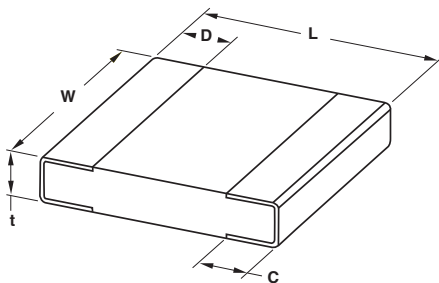
## Type RP73 Series

### Power Derating Curve



For resistors operated in ambient temperatures above 70°C, power rating must be derated in accordance with this curve.

### Dimensions



- |                          |                            |                          |
|--------------------------|----------------------------|--------------------------|
| 1. Alumina Substrate     | 4. Edge Electrode (NiCr)   | 7. Resistor Layer (NiCr) |
| 2. Bottom Electrode (Ag) | 5. Barrier Layer (Ni)      | 8. Overcoat (Epoxy)      |
| 3. Top Electrode (Ag-Pd) | 6. External Electrode (Sn) | 9. Marking               |

| Part Number       | L          | W          | t          | D          | C          | Weight (g) 1000 pieces |
|-------------------|------------|------------|------------|------------|------------|------------------------|
| RP73 1E (0402)    | 1.00 ±0.05 | 0.50 ±0.05 | 0.30 ±0.05 | 0.20 ±0.10 | 0.20 ±0.10 | 0.54                   |
| RP73(P) 1J (0603) | 1.55 ±0.10 | 0.80 ±0.10 | 0.45 ±0.10 | 0.30 ±0.20 | 0.30 ±0.20 | 1.83                   |
| RP73(P) 2A (0805) | 2.00 ±0.15 | 1.25 ±0.15 | 0.55 ±0.10 | 0.30 ±0.20 | 0.40 ±0.25 | 4.71                   |
| RP73 2B (1206)    | 3.05 ±0.15 | 1.55 ±0.15 | 0.55 ±0.10 | 0.42 ±0.20 | 0.35 ±0.25 | 9.02                   |
| RP73 2E (1210)    | 3.10 ±0.15 | 2.40 ±0.15 | 0.55 ±0.10 | 0.40 ±0.20 | 0.55 ±0.25 | 10.00                  |
| RP73 2H (2010)    | 4.90 ±0.15 | 2.40 ±0.15 | 0.55 ±0.10 | 0.60 ±0.30 | 0.50 ±0.25 | 23.61                  |
| RP73 3A (2512)    | 6.30 ±0.15 | 3.10 ±0.15 | 0.55 ±0.10 | 0.60 ±0.30 | 0.50 ±0.25 | 38.08                  |

### Marking Codes - Case Sizes 0805 to 2512

#### IEC 4 Digit Marking

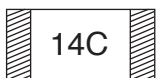
| Resistance:   | 100Ω | 2.2KΩ | 10KΩ | 49.9KΩ | 100KΩ |
|---------------|------|-------|------|--------|-------|
| Marking Code: | 1000 | 2201  | 1002 | 4992   | 1003  |

### Case Sizes 0603

#### E24 3 Digit Marking - Example: 101=100Ω 102=1KΩ

| E24 | 10 | 11 | 12 | 13 | 15 | 16 | 18 | 20 | 22 | 24 | 27 | 30 |
|-----|----|----|----|----|----|----|----|----|----|----|----|----|
|     | 33 | 36 | 39 | 43 | 47 | 51 | 56 | 62 | 68 | 75 | 82 | 91 |

#### E96 3 Digit Marking - Examples: 14C=13K7Ω, 13C=13K3Ω, 68B=4K99Ω, 68X=49.9Ω

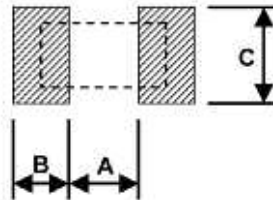


## Type RP73 Series

0603 E96 Marking Code Table

| Code       | E96             | Code            | E96             | Code            | E96             | Code            | E96             |                 |                  |                  |                  |
|------------|-----------------|-----------------|-----------------|-----------------|-----------------|-----------------|-----------------|-----------------|------------------|------------------|------------------|
| 01         | 100             | 25              | 178             | 49              | 316             | 73              | 562             |                 |                  |                  |                  |
| 02         | 102             | 26              | 182             | 50              | 324             | 74              | 576             |                 |                  |                  |                  |
| 03         | 105             | 27              | 187             | 51              | 332             | 75              | 590             |                 |                  |                  |                  |
| 04         | 107             | 28              | 191             | 52              | 340             | 76              | 604             |                 |                  |                  |                  |
| 05         | 110             | 29              | 196             | 53              | 348             | 77              | 619             |                 |                  |                  |                  |
| 06         | 113             | 30              | 200             | 54              | 357             | 78              | 634             |                 |                  |                  |                  |
| 07         | 115             | 31              | 205             | 55              | 365             | 79              | 649             |                 |                  |                  |                  |
| 08         | 118             | 32              | 210             | 56              | 374             | 80              | 665             |                 |                  |                  |                  |
| 09         | 121             | 33              | 215             | 57              | 383             | 81              | 681             |                 |                  |                  |                  |
| 10         | 124             | 34              | 221             | 58              | 392             | 82              | 698             |                 |                  |                  |                  |
| 11         | 127             | 35              | 226             | 59              | 402             | 83              | 715             |                 |                  |                  |                  |
| 12         | 130             | 36              | 232             | 60              | 412             | 84              | 732             |                 |                  |                  |                  |
| 13         | 133             | 37              | 237             | 61              | 422             | 85              | 750             |                 |                  |                  |                  |
| 14         | 137             | 38              | 243             | 62              | 432             | 86              | 768             |                 |                  |                  |                  |
| 15         | 140             | 39              | 249             | 63              | 442             | 87              | 787             |                 |                  |                  |                  |
| 16         | 143             | 40              | 255             | 64              | 453             | 88              | 806             |                 |                  |                  |                  |
| 17         | 147             | 41              | 261             | 65              | 464             | 89              | 825             |                 |                  |                  |                  |
| 18         | 150             | 42              | 267             | 66              | 475             | 90              | 845             |                 |                  |                  |                  |
| 19         | 154             | 43              | 274             | 67              | 487             | 91              | 866             |                 |                  |                  |                  |
| 20         | 158             | 44              | 280             | 68              | 499             | 92              | 887             |                 |                  |                  |                  |
| 21         | 162             | 45              | 287             | 69              | 511             | 93              | 909             |                 |                  |                  |                  |
| 22         | 165             | 46              | 294             | 70              | 523             | 94              | 931             |                 |                  |                  |                  |
| 23         | 169             | 47              | 301             | 71              | 536             | 95              | 953             |                 |                  |                  |                  |
| 24         | 174             | 48              | 309             | 72              | 549             | 96              | 976             |                 |                  |                  |                  |
| Code       | A               | B               | C               | D               | E               | F               | G               | H               | X                | Y                | Z                |
| Multiplier | 10 <sup>0</sup> | 10 <sup>1</sup> | 10 <sup>2</sup> | 10 <sup>3</sup> | 10 <sup>4</sup> | 10 <sup>5</sup> | 10 <sup>6</sup> | 10 <sup>7</sup> | 10 <sup>-1</sup> | 10 <sup>-2</sup> | 10 <sup>-3</sup> |

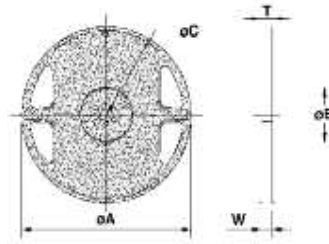
### Recommend Land Pattern



| Type              | A   | B    | C         |
|-------------------|-----|------|-----------|
| RP73 1E (0402)    | 0.5 | 0.5  | 0.60 ±0.2 |
| RP73(P) 1J (0603) | 0.8 | 1.0  | 0.90 ±0.2 |
| RP73(P) 2A (0805) | 1.0 | 1.0  | 1.35 ±0.2 |
| RP73 2B (1206)    | 2.0 | 1.15 | 1.70 ±0.2 |
| RP73 2E (1210)    | 2.0 | 1.15 | 2.50 ±0.2 |
| RP73 2H (2010)    | 3.6 | 1.4  | 2.50 ±0.2 |
| RP73 3A (2512)    | 4.9 | 1.6  | 3.10 ±0.2 |

## Type RP73 Series

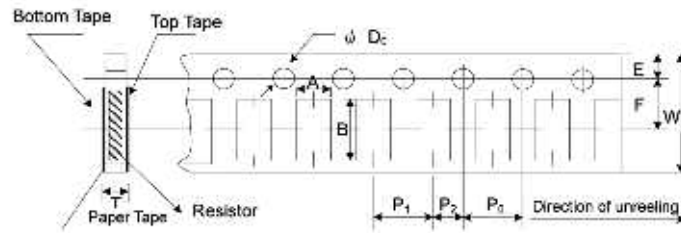
### Packaging Quantity & Reel Specifications



| Type              | øA         | øB        | øC        | W         | T         | Paper Tape (EA)    | Embossed Plastic Tape (EA) |
|-------------------|------------|-----------|-----------|-----------|-----------|--------------------|----------------------------|
| RP73 1E (0402)    | 178.0 ±1.0 | 60.0 +1.0 | 13.5 ±0.7 | 9.5 ±1.0  | 11.5 ±1.0 | *250 / 1000 / 5000 | -                          |
| RP73(P) 1J (0603) | 178.0 ±1.0 | 60.0 +1.0 | 13.5 ±0.7 | 9.5 ±1.0  | 11.5 ±1.0 | *250 / 1000 / 5000 | -                          |
| RP73(P) 2A (0805) | 178.0 ±1.0 | 60.0 +1.0 | 13.5 ±0.7 | 9.5 ±1.0  | 11.5 ±1.0 | *250 / 1000 / 5000 | -                          |
| RP73 2B (1206)    | 178.0 ±1.0 | 60.0 +1.0 | 13.5 ±0.7 | 9.5 ±1.0  | 11.5 ±1.0 | *250 / 1000 / 5000 | -                          |
| RP73 2E (1210)    | 178.0 ±1.0 | 60.0 +1.0 | 13.5 ±0.7 | 9.5 ±1.0  | 11.5 ±1.0 | *250 / 1000 / 5000 | -                          |
| RP73 2H (2010)    | 178.0 ±1.0 | 60.0 +1.0 | 13.5 ±0.7 | 13.5 ±1.0 | 15.5 ±1.0 | -                  | 1000 / 4000                |
| RP73 3A (2512)    | 178.0 ±1.0 | 60.0 +1.0 | 13.5 ±0.7 | 13.5 ±1.0 | 15.5 ±1.0 | -                  | 1000 / 4000                |

\* 250 piece packs supplied in sealed bags of cut tape length

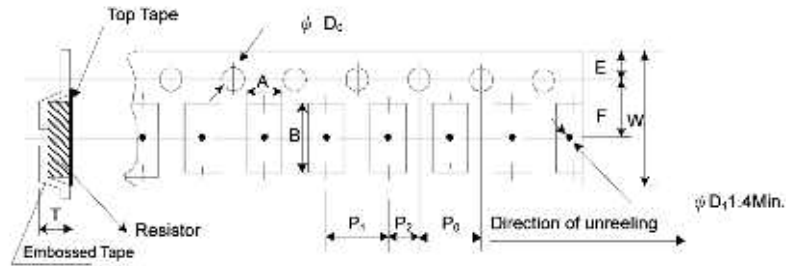
### Paper Tape Specification



| Type              | A          | B          | W          | E          | F         | P <sub>0</sub> | P <sub>1</sub> | P <sub>2</sub> | øD <sub>0</sub> | T          |
|-------------------|------------|------------|------------|------------|-----------|----------------|----------------|----------------|-----------------|------------|
| RP73 1E (0402)    | 0.70 ±0.05 | 1.16 ±0.05 | 8.00 ±0.10 | 1.75 ±0.05 | 3.5 ±0.05 | 4.00 ±0.10     | 2.00 ±0.05     | 2.00 ±0.05     | 1.55 ±0.05      | 0.40 ±0.03 |
| RP73(P) 1J (0603) | 1.10 ±0.05 | 1.90 ±0.05 | 8.00 ±0.10 | 1.75 ±0.05 | 3.5 ±0.05 | 4.00 ±0.10     | 4.00 ±0.10     | 2.00 ±0.05     | 1.55 ±0.05      | 0.60 ±0.03 |
| RP73(P) 2A (0805) | 1.60 ±0.05 | 2.37 ±0.05 | 8.00 ±0.10 | 1.75 ±0.05 | 3.5 ±0.05 | 4.00 ±0.10     | 4.00 ±0.10     | 2.00 ±0.05     | 1.55 ±0.05      | 0.75 ±0.05 |
| RP73 2B (1206)    | 2.00 ±0.05 | 3.55 ±0.05 | 8.00 ±0.10 | 1.75 ±0.05 | 3.5 ±0.05 | 4.00 ±0.10     | 4.00 ±0.10     | 2.00 ±0.05     | 1.55 ±0.05      | 0.75 ±0.05 |
| RP73 2E (1210)    | 2.75 ±0.05 | 3.40 ±0.05 | 8.00 ±0.10 | 1.75 ±0.05 | 3.5 ±0.05 | 4.00 ±0.05     | 4.00 ±0.10     | 2.00 ±0.05     | 1.60 ±0.10      | 0.75 ±0.05 |

## Type RP73 Series

### Embossed Plastic Tape Specifications



| Type           | A          | B          | W          | E          | F         | P <sub>0</sub> | P <sub>1</sub> | P <sub>2</sub> | øD <sub>0</sub> | T          |
|----------------|------------|------------|------------|------------|-----------|----------------|----------------|----------------|-----------------|------------|
| RP73 2H (2010) | 2.85 ±0.10 | 5.45 ±0.10 | 12.0 ±0.10 | 1.75 ±0.10 | 5.5 ±0.05 | 4.00 ±0.05     | 4.00 ±0.10     | 2.00 ±0.05     | 1.50 +0.10      | 1.00 ±0.20 |
| RP73 3A (2512) | 3.40 ±0.10 | 6.65 ±0.10 | 12.0 ±0.10 | 1.75 ±0.10 | 5.5 ±0.05 | 4.00 ±0.05     | 4.00 ±0.10     | 2.00 ±0.05     | 1.50 +0.10      | 1.00 ±0.20 |

### How to Order

| RP73                                  | C  | 2A  | 1K0   | B   | TG  |
|---------------------------------------|--|---|---|---|---|
| Common Part                           | Temp. Coefficient  | Package Size  | Resistor Value  | Tolerance                                       | Packaging   |
| RP73 - Standard<br>RP73P - High Power | A - ±5ppm/°C<br>C - ±10ppm/°C<br>D - ±15ppm/°C<br>F - ±25ppm/°C<br>G - ±50ppm/°C | 1E - 0402<br>1J - 0603<br>2A - 0805<br>2B - 1206<br>2E - 1210<br>2H - 2010<br>3A - 2512 | 100R<br>(100 Ohms)<br>1K0<br>(1000 Ohms)<br>10K<br>(10,000 Ohms)<br>100K<br>(100,000 Ohms)<br>1M0<br>(1,000,000 Ohms) | A - ±0.05%<br>B - ±0.1%<br>D - ±0.5%<br>F - ±1% | TG - Cut Tape<br>(250 pcs)<br>TDF - Reel<br>(1000 pcs)<br>TD - Reel<br>(5000 pcs)<br>TDG - Reel<br>(250 pcs)<br>TE - Reel<br>(4000 pcs)<br>2H & 3A only |

TE Connectivity, TE connectivity (logo) and TE (logo) are trademarks.  
Other logos, product and Company names mentioned herein may be trademarks of their respective owners.

While TE has made every reasonable effort to ensure the accuracy of the information in this datasheet, TE does not guarantee that it is error-free, nor does TE make any other representation, warranty or guarantee that the information is accurate, correct, reliable or current. TE reserves the right to make any adjustments to the information contained herein at any time without notice. TE expressly disclaims all implied warranties regarding the information contained herein, including, but not limited to, any implied warranties of merchantability or fitness for a particular purpose. The dimensions in this datasheet are for reference purposes only and are subject to change without notice. Specifications are subject to change without notice. Consult TE for the latest dimensions and design specifications.



## Стандарт Электрон Связь

Мы молодая и активно развивающаяся компания в области поставок электронных компонентов. Мы поставляем электронные компоненты отечественного и импортного производства напрямую от производителей и с крупнейших складов мира.

Благодаря сотрудничеству с мировыми поставщиками мы осуществляем комплексные и плановые поставки широчайшего спектра электронных компонентов.

Собственная эффективная логистика и склад в обеспечивает надежную поставку продукции в точно указанные сроки по всей России.

Мы осуществляем техническую поддержку нашим клиентам и предпродажную проверку качества продукции. На все поставляемые продукты мы предоставляем гарантию .

Осуществляем поставки продукции под контролем ВП МО РФ на предприятия военно-промышленного комплекса России , а также работаем в рамках 275 ФЗ с открытием отдельных счетов в уполномоченном банке. Система менеджмента качества компании соответствует требованиям ГОСТ ISO 9001.

Минимальные сроки поставки, гибкие цены, неограниченный ассортимент и индивидуальный подход к клиентам являются основой для выстраивания долгосрочного и эффективного сотрудничества с предприятиями радиоэлектронной промышленности, предприятиями ВПК и научно-исследовательскими институтами России.

С нами вы становитесь еще успешнее!

### Наши контакты:

**Телефон:** +7 812 627 14 35

**Электронная почта:** [sales@st-electron.ru](mailto:sales@st-electron.ru)

**Адрес:** 198099, Санкт-Петербург,  
Промышленная ул, дом № 19, литера Н,  
помещение 100-Н Офис 331