


## Power Metal Strip® Resistors, Low Value (down to 0.001 Ω), Surface Mount



### FEATURES

- Molded high temperature encapsulation
- Ideal for all types of current sensing, voltage division and pulse applications including switching and linear power supplies, instruments, power amplifiers
- Proprietary processing technique produces extremely low resistance values (down to 0.001 Ω)
- All welded construction
- Solid metal Nickel-Chrome or Manganese-Copper alloy resistive element with low TCR (< 20 ppm/°C)
- Solderable terminations
- Very low inductance 0.5 nH to 5 nH
- Excellent frequency response to 50 MHz
- Low thermal EMF (< 3 μV/°C)
- Compliant to RoHS directive 2002/95/EC



**RoHS\***  
COMPLIANT  
**GREEN**  
(5-2009)\*\*  
Available

STANDARD ELECTRICAL SPECIFICATIONS				
GLOBAL MODEL	SIZE	POWER RATING $P_{70\text{ }^\circ\text{C}}$ W	RESISTANCE RANGE Ω	
			± 0.5 %	± 1.0 %
WSR2	4527	2.0	0.01 to 1.0	0.001 to 1.0
WSR3	4527	3.0 <sup>(1)</sup>	0.01 to 0.2	0.001 to 0.2

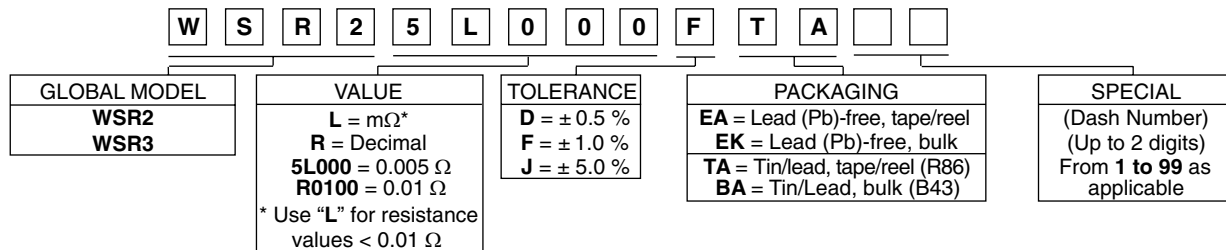
**Note**

- <sup>(1)</sup> The WSR3 requires a minimum of 1050 sq. mil. circuit traces connecting to the recommended solder pad
- Part Marking: DALE, Model, Value, Tolerance, Date Code

TECHNICAL SPECIFICATIONS			
PARAMETER	UNIT	WSR2 & WSR3	
Temperature Coefficient	ppm/°C	0.005 Ω to 0.0099 Ω = ± 110 0.010 Ω to 1.0 Ω = ± 75	
Dielectric Withstanding Voltage	V <sub>AC</sub>	> 500	
Insulation Resistance	Ω	> 10 <sup>9</sup>	
Operating Temperature Range	°C	- 65 to + 275	
Maximum Working Voltage	V	$(P \times R)^{1/2}$	
Weight/1000 pieces (typical)	g	440	

### GLOBAL PART NUMBER INFORMATION

NEW GLOBAL PART NUMBERING: WSR25L000FTA (PREFERRED PART NUMBERING FORMAT)

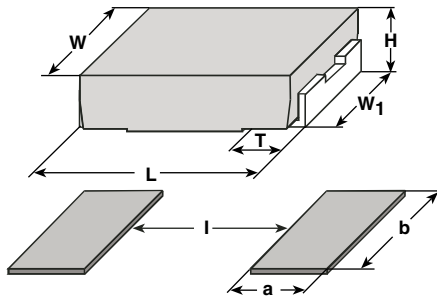


HISTORICAL PART NUMBER EXAMPLE: WSR2 0.005 Ω 1 % R86 (WILL CONTINUE TO BE ACCEPTED)



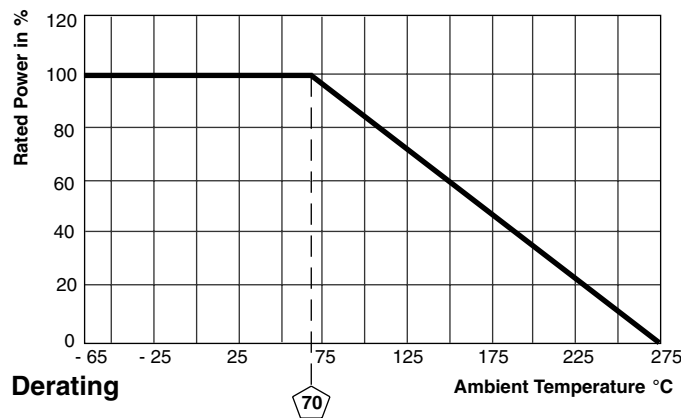
\* Pb containing terminations are not RoHS compliant, exemptions may apply

\*\* Please see document "Vishay Material Category Policy": [www.vishay.com/doc?99902](http://www.vishay.com/doc?99902)

**DIMENSIONS**


MODEL	DIMENSIONS in inches [millimeters]				
	L	H	T	W	W <sub>1</sub>
WSR2	0.455 ± 0.032	0.095 ± 0.005	0.100 ± 0.010	0.275 ± 0.005	0.215 ± 0.005
WSR3	[11.56 ± 0.813]	[2.41 ± 0.127]	[2.54 ± 0.254]	[6.98 ± 0.127]	[5.46 ± 0.127]

MODEL	SOLDER PAD DIMENSIONS in inches [millimeters]		
	a	b	l
WSR2	0.155	0.230	0.205
WSR3	[3.94]	[5.84]	[5.21]



PERFORMANCE			
TEST	CONDITIONS OF TEST	TEST LIMITS	
		WSR2	WSR3
Thermal Shock	- 55 °C to + 150 °C, 1000 cycles, 15 min at each extreme	± (0.5 % + 0.0005 Ω) ΔR	± (0.5 % + 0.0005 Ω) ΔR
Short Time Overload	WSR2: 5 x rated power for 5 s WSR3: 4 x rated power for 5 s	± (0.5 % + 0.0005 Ω) ΔR	± (2.0 % + 0.0005 Ω) ΔR
Low Temperature Storage	- 65 °C for 24 h	± (0.5 % + 0.0005 Ω) ΔR	± (0.5 % + 0.0005 Ω) ΔR
High Temperature Exposure	1000 h at + 275 °C	± (1.0 % + 0.0005 Ω) ΔR	± (1.0 % + 0.0005 Ω) ΔR
Bias Humidity	+ 85 °C, 85 % RH, 10 % Bias, 1000 h	± (0.5 % + 0.0005 Ω) ΔR	± (0.5 % + 0.0005 Ω) ΔR
Mechanical Shock	100 g's for 6 ms, 5 pulses	± (0.5 % + 0.0005 Ω) ΔR	± (0.5 % + 0.0005 Ω) ΔR
Vibration	Frequency varied 10 Hz to 2000 Hz in 1 min, 3 directions, 12 h	± (0.5 % + 0.0005 Ω) ΔR	± (0.5 % + 0.0005 Ω) ΔR
Load Life	1000 h at rated power, + 70 °C, 1.5 h "ON", 0.5 h "OFF"	± (1.0 % + 0.0005 Ω) ΔR	± (2.0 % + 0.0005 Ω) ΔR
Resistance to Solder Heat	+ 260 °C Solder, 10 s to 12 s dwell, 25 mm/s emergence	± (0.5 % + 0.0005 Ω) ΔR	± (0.5 % + 0.0005 Ω) ΔR
Moisture Resistance	MIL-STD-202 Method 106, 0 % power, 7a and 7b not required	± (0.5 % + 0.0005 Ω) ΔR	± (0.5 % + 0.0005 Ω) ΔR

PACKAGING				
MODEL	REEL			
	TAPE WIDTH	DIAMETER	PIECES/REEL	CODE
WSR2 and WSR3	24 mm/Embossed Plastic	330 mm/13"	1500	EA

**Note**

- Embossed Carrier Tape per EIA-481-2



## Disclaimer

All product specifications and data are subject to change without notice.

Vishay Intertechnology, Inc., its affiliates, agents, and employees, and all persons acting on its or their behalf (collectively, "Vishay"), disclaim any and all liability for any errors, inaccuracies or incompleteness contained herein or in any other disclosure relating to any product.

Vishay disclaims any and all liability arising out of the use or application of any product described herein or of any information provided herein to the maximum extent permitted by law. The product specifications do not expand or otherwise modify Vishay's terms and conditions of purchase, including but not limited to the warranty expressed therein, which apply to these products.

No license, express or implied, by estoppel or otherwise, to any intellectual property rights is granted by this document or by any conduct of Vishay.

The products shown herein are not designed for use in medical, life-saving, or life-sustaining applications unless otherwise expressly indicated. Customers using or selling Vishay products not expressly indicated for use in such applications do so entirely at their own risk and agree to fully indemnify Vishay for any damages arising or resulting from such use or sale. Please contact authorized Vishay personnel to obtain written terms and conditions regarding products designed for such applications.

Product names and markings noted herein may be trademarks of their respective owners.



## Стандарт Электрон Связь

Мы молодая и активно развивающаяся компания в области поставок электронных компонентов. Мы поставляем электронные компоненты отечественного и импортного производства напрямую от производителей и с крупнейших складов мира.

Благодаря сотрудничеству с мировыми поставщиками мы осуществляем комплексные и плановые поставки широчайшего спектра электронных компонентов.

Собственная эффективная логистика и склад в обеспечивает надежную поставку продукции в точно указанные сроки по всей России.

Мы осуществляем техническую поддержку нашим клиентам и предпродажную проверку качества продукции. На все поставляемые продукты мы предоставляем гарантию .

Осуществляем поставки продукции под контролем ВП МО РФ на предприятия военно-промышленного комплекса России , а также работаем в рамках 275 ФЗ с открытием отдельных счетов в уполномоченном банке. Система менеджмента качества компании соответствует требованиям ГОСТ ISO 9001.

Минимальные сроки поставки, гибкие цены, неограниченный ассортимент и индивидуальный подход к клиентам являются основой для выстраивания долгосрочного и эффективного сотрудничества с предприятиями радиоэлектронной промышленности, предприятиями ВПК и научно-исследовательскими институтами России.

С нами вы становитесь еще успешнее!

### Наши контакты:

**Телефон:** +7 812 627 14 35

**Электронная почта:** [sales@st-electron.ru](mailto:sales@st-electron.ru)

**Адрес:** 198099, Санкт-Петербург,  
Промышленная ул, дом № 19, литера Н,  
помещение 100-Н Офис 331