



Dialight

*CBI® Through Hole
Circuit Board Indicator
Selector Guide*





Clear Innovation

Dialight's Circuit Board Indicators are available through our extensive line of Sales Representatives and Distributors world-wide. For a complete listing that includes the ability to check stock status at our Distribution partners, please visit our website at www.dialight.com.

The most current version of this catalog will always be available at the link below:

http://www.dialight.com/Assets/Brochures_And_Catalogs/Indication/cbi_selector_guide.pdf

INDEX

| Section | Pg # |
|---|------|
| 2mm LED CBI | 2 |
| 2mm Quad LED CBI | 2 |
| 2mm Bi-Level LED CBI | 2 |
| 2mm Bi-Level Ganged Array LED CBI | 2 |
| 2mm Tri-Level LED CBI | 2 |
| 3mm LED CBI | 3 |
| 3mm 3-Leaded Bi-Color LED CBI | 3 |
| 3mm Tri-Block LED CBI | 4 |
| 3mm Quad LED CBI | 4 |
| 3mm Bi-Level LED CBI | 4 |
| 3mm Ganged Array LED CBI | 5 |
| 3mm High Density Narrow Bilevel LED CBI | 5 |
| 3mm Bi-Level Array LED CBI | 5 |
| 3mm Bi-Level LED CBI | 5 |
| 3mm Tri-Level LED CBI | 6 |
| 3mm Quad-Level LED CBI | 6 |
| 4mm LED CBI | 7 |
| 4mm Bi-Level LED CBI | 7 |
| 2mm x 4mm Rectangular Bi-Level LED CBI | 7 |
| 2mm x 4mm Quad Rectangular Bi-Level LED CBI | 7 |
| 2mm x 4mm Rectangular Quad-Level LED CBI | 7 |
| 2mm x 5mm Rectangular LED CBI | 7 |
| 2mm x 7mm Rectangular LED CBI | 8 |
| 5mm LED CBI | 8 |
| 5mm 3-Leaded Bi-Color LED CBI | 9 |
| 5mm 3-Leaded Bi-Color LED CBI, Offset Cathode | 9 |
| 5mm Dual LED CBI | 9 |
| 5mm Tri-Block LED CBI | 9 |
| 5mm Quad LED CBI | 10 |
| 5mm Bi-Level LED CBI | 10 |
| Snap-In LED Mounting Clip | 10 |

DIMENSION DESCRIPTIONS

A The dimension from the center of the LED to the top of the circuit board.

B The dimension of the pitch required to mount multiple parts.

Note: The drawing above shows the width of the product. The pitch required is slightly larger to allow for clearance between adjacent parts.

C The dimension from the front of the housing to the center of the first lead.

D The dimension between LEDs, center to center.

Note: When applicable, both horizontal and vertical dimensions are given.

www.dialight.com




CBI® LED Circuit Board Indicator Selector Guide

| 2MM | | LED from PCB (a) | Housing mounts on x Pitch (b) | Front of housing to center of lead (c) | Distance between LEDs (d) | Available Colors | Additional Options |
|--|---------------|-------------------|-------------------------------|--|---------------------------|--|------------------------------|
| 2mm LED CBI | | | | | | | |
|  | 555-2xxxF | 0.125 (3.18mm) | 0.100 (2.54mm) | 0.040 (1.02mm) | - | • R • G • Y | Integral Resistor 5V, 24V |
|  | 555-3xxxF | 0.250 (6.35mm) | 0.100 (2.54mm) | - | - | • R • G • Y | Integral Resistor 5V, 24V |
| 2mm Quad LED CBI | | | | | | | |
|  | 555-4xxxF | 0.125 (3.18mm) | 0.405 (10.29mm) | 0.040 (1.02mm) | 0.100 (2.54mm) | • R • G • Y | Integral Resistor 5V, 24V |
|  | 555-5xxxF | 0.250 (6.35mm) | 0.405 (10.29mm) | - | 0.100 (2.54mm) | • R • G • Y | Integral Resistor 5V, 24V |
| 2mm Bi-Level LED CBI | | | | | | | |
|  | 571-01xxF | 0.100 (2.54mm) | 0.100 (2.54mm) | 0.190 (4.83mm) | 0.190 (4.83mm) | • R • R • R • G • G • G • Y • G • Y • Y | - |
| 2mm Bi-Level Ganged Array LED CBI | | | | | | | |
|  | 571-01XX-10XF | 0.100 (2.54mm) | 0.100 (2.54mm) | 0.190 (4.83mm) | 0.190 (4.83mm) | • R • R • R • G • G • G • Y • G • Y • Y | - |
| 2mm Tri-Level LED CBI | | | | | | | |
|  | 570-0100-xxxF | .070 1.78mm | .200 5.08mm | .269 6.84mm | .130 3.30mm | • R • R • R • R • Y • G • G • G • G • Y • Y • Y | (DIN 41494 compatible) |

CBI® LED Circuit Board Indicator Selector Guide

| 3MM | LED from PCB (a) | Housing mounts on x Pitch (b) | Front of housing to center of lead (c) | Distance between LEDs (d) | Available Colors | Additional Options | |
|---|------------------|-------------------------------|--|---------------------------|------------------|---|---|
| 3 mm LED CBI | | | | | | | |
|  | 551-xx01F | 0.197 (5mm) | 0.197 (5mm) | 0.269 (6.84mm) | - | <ul style="list-style-type: none"> •G •Y •R •B •O Integral Resistor, 5V Low Current Bi-Color Reverse Polarity (DIN 41494 compatible) | |
|  | 551-xx02F | 0.1 (2.54mm) | 0.175 (4.45mm) | 0.27 (6.86mm) | - | <ul style="list-style-type: none"> •G •Y •R Integral Resistor, 5V Low Current Bi-Color Reverse Polarity | |
|  | 551-xx03F | 0.25 (6.35mm) | 0.185 (4.70mm) | 0.14 (3.6mm) | - | <ul style="list-style-type: none"> •G •Y •R •B Integral Resistor, 5V Low Current Bi-Color Reverse Polarity | |
|  | 551-xx04F | 0.45 (11.4mm) | 0.185 (4.70mm) | 0.14 (3.6mm) | - | <ul style="list-style-type: none"> •G •Y •R •B Integral Resistor, 5V Low Current Bi-Color Reverse Polarity | |
|  | 551-xx07F | 0.2 (5.08mm) | 0.175 (4.45mm) | 0.175 (4.45mm) | - | <ul style="list-style-type: none"> •G •Y •R •B •O Integral Resistor, 5V Low Current Bi-Color Reverse Polarity | |
|  | 551-xx09F | 0.12 (3.05mm) | 0.165 (4.19mm) | 0.16 (4.06mm) | - | <ul style="list-style-type: none"> •G •Y •R •B •O Integral Resistor, 5V Low Current Bi-Color Reverse Polarity | |
|  | 551-xx11F | 0.2 (5.08mm) | 0.156 (3.96mm) | 0.247 (6.27mm) | - | <ul style="list-style-type: none"> •G •Y •R •B Low Current (DIN 41494 compatible) | |
| 3mm 3-Leaded Bi-Color LED CBI | | | | | | | |
|  | 551-3508F | 0.15 (3.81mm) | 0.2 (5.08mm) | 0.18 (4.57mm) | - | •R/•G | - |
| | 551-3508-801F | 0.15 (3.81mm) | 0.2 (5.08mm) | 0.18 (4.57mm) | - | •R/•G | - |

CBI® LED Circuit Board Indicator Selector Guide

| 3MM | LED from PCB (a) | Housing mounts on x Pitch (b) | Front of housing to center of lead (c) | Distance between LEDs (d) | Available Colors | Additional Options | |
|--|------------------|-------------------------------|--|---------------------------|-------------------|----------------------------|--|
| 3mm Tri-Block LED CBI | | | | | | | |
|  | 551-xx06-003F | 0.1 (2.54mm) | 0.54 (13.72mm) | 0.2 (5.08mm) | 0.18 (4.57mm) | •G •Y •R | Low Current Bi-Color |
|  | 551-xx07-003F | 0.2 (5.08mm) | 0.54 (13.72mm) | 0.2 (5.08mm) | 0.18 (4.57mm) | •G •Y •R | Low Current |
| 3mm Quad LED CBI | | | | | | | |
|  | 551-xx07-004F | 0.2 (5.08mm) | 0.68 (17.27mm) | 0.175 (4.45mm) | 0.170 (4.32mm) | •G •Y •R •O | Integral Resistor, 5V Low Current Bi-Color Reverse Polarity |
| 3mm Bi-Level LED CBI | | | | | | | |
|  | 553-xxxxF | 0.1 (2.54mm) | 0.175 (4.45mm) | 0.175 (4.45mm) | 0.2 (5.08mm) | •G •Y •R •B •O | Integral Resistor, 5V Low Current Bi-Color Reverse Polarity Non-Diffused Blank Position |
|  | 553-xxxx-200F | 0.100 (2.54mm) | 0.175 (4.45mm) | 0.269 (6.84mm) | 0.2 (5.08mm) | •R •G •Y •O •B | Integral Resistor, 5V Low Current Bi-Color Reverse Polarity Non-Diffused (DIN 41494 compatible) Blank Position |
|  | 553-xxxx-300F | 0.1 (2.54mm) | 0.2 (5.08mm) | 0.2 (5.08mm) | 0.2 (5.08mm) | •R •G •Y •O •B | Integral Resistor, 5V Low Current Bi-Color Reverse Polarity Non-Diffused Blank |
|  | 553-xxxx-400F | 0.1 (2.54mm) | 0.2 (5.08mm) | 0.269 (6.84mm) | 0.2 (5.08mm) | •R •G •Y •O •B | Integral Resistor, 5V Low Current Bi-Color Reverse Polarity Non-Diffused (DIN 41494 compatible) |

CBI® LED Circuit Board Indicator Selector Guide

| 3MM | LED from PCB (a) | Housing mounts on x Pitch (b) | Front of housing to center of lead (c) | Distance between LEDs (d) | Available Colors | Additional Options | |
|--|------------------|-------------------------------|--|---------------------------|---|--|--|
| 3mm Ganged Array LED CBI | | | | | | | |
|  | 553-xxxx-0xxF | 0.1 (2.54mm) | 0.2 (5.08mm) | 0.175 (4.45mm) | Vertical 0.2 (5.08mm) ----- Horizontal 0.2 (5.08mm) | <ul style="list-style-type: none"> •G •Y •R •B •O | Bi-Color |
|  | 553-xxxx-1xxF | 0.1 (2.54mm) | 0.2 (5.08mm) | 0.27 (6.86mm) | Vertical 0.2 (5.08mm) ----- Horizontal 0.2 (5.08mm) | <ul style="list-style-type: none"> •R-•R •G-•G •G-•Y •Y-G •Y-•Y | Bi-Color |
|  | 553-xxxx-2xxF | 0.1 (2.54mm) | 0.2 (5.08mm) | 0.27 (6.86mm) | Vertical 0.2 (5.08mm) ----- Horizontal 0.2 (5.08mm) | <ul style="list-style-type: none"> •G •Y •R •B •O | Bi-Color |
| 3mm High Density Narrow Bi-level LED CBI | | | | | | | |
|  | 569-011x-x00F | 0.09 (2.29mm) | 0.132 (3.35mm) | 0.24 (6.10mm) | 0.18 (4.57mm) | <ul style="list-style-type: none"> •R •G •Y •O •B | - |
|  | 569-010x-xxxF | 0.09 (2.29mm) | 0.264 (6.71mm) | 0.24 (6.10mm) | 0.18 (4.57mm) | <ul style="list-style-type: none"> •R •G •Y •O •B | - |
| 3mm Bi-Level Array LED CBI | | | | | | | |
|  | 553-xxxx-306F | 0.1 (2.54mm) | 1.2 (30.48mm) | 0.2 (5.08mm) | Vertical 0.2 (5.08mm) ----- Horizontal 0.2 (5.08mm) | <ul style="list-style-type: none"> •R •G •Y •O •B | Integral Resistor, 5V Low Current Bi-Color Reverse Polarity Non-Diffused |
| 3mm Bi-Level LED CBI Back Lighting | | | | | | | |
|  | 553-22xx-100F | 0.1 (2.54mm) | 0.175 (4.45mm) | 0.27 (6.86mm) | 0.2 (5.08mm) | <ul style="list-style-type: none"> •R-•R •G-•G •G-•Y •Y-G •Y-•Y | Backlight |

CBI® LED Circuit Board Indicator Selector Guide

| 3MM | | LED from PCB (a) | Housing mounts on x Pitch (b) | Front of housing to center of lead (c) | Distance between LEDs (d) | Available Colors | Additional Options |
|--|----------------|-------------------|-------------------------------|--|---|--|---|
| 3mm Tri-Level LED CBI | | | | | | | |
|  | 564-0x00-xxxF | 0.1 (2.54mm) | 0.175 (4.45mm) | 0.175 (4.45mm) | 0.2 (5.08mm) | <ul style="list-style-type: none"> •R-•R-•R •R-•Y-•G •G-•G-•G •O-•O-•O •B-•B-•B | Integral Resistor, 5V Low Current Bi-Color Blank Position |
|  | 564-2210-xxxF | 0.1 (2.54mm) | 0.175 (4.45mm) | 0.27 (6.86mm) | 0.2 (5.08mm) | <ul style="list-style-type: none"> •R •G •Y | Backlight |
|  | 564-0140-xxx4F | 0.1 (2.54mm) | 0.775 (19.685mm) | 0.27 (6.86mm) | Vertical 0.2 (5.08mm) ----- Horizontal 0.2 (5.08mm) | <ul style="list-style-type: none"> •R •G •Y | - |
| 3mm Quad-Level LED CBI | | | | | | | |
|  | 568-0x0x-xxxF | 0.1 (2.54mm) | 0.175 (4.45mm) | 0.11 (2.79mm) | 0.2 (5.08mm) | <ul style="list-style-type: none"> •R-•R-•R-•R •G-•G-•G-•G •G-•Y-•G-•Y •Y-•G-•Y-•G •O-•O-•O-•O •B-•B-•B-•B | Integral Resistor, 5V Low Current Backlight |
|  | 568-221x-xxxF | 0.1 (2.54mm) | 0.175 (4.45mm) | 0.245 (6.22mm) | 0.2 (5.08mm) | <ul style="list-style-type: none"> •R-•R-•R-•R •G-•G-•G-•G •G-•Y-•G-•Y •Y-•G-•Y-•G •B | Backlight |
|  | 568-223x-xxxF | 0.1 (2.54mm) | 0.175 (4.45mm) | 0.245 (6.22mm) | Vertical 0.15 (3.81mm) ----- Horizontal 0.2 (3.81mm) | <ul style="list-style-type: none"> •R-•R-•R-•R •G-•G-•G-•G •Y-•Y-•Y-•Y | Backlight Blank Position |
|  | 568-223x-xxx2F | 0.1 (2.54mm) | 0.40 (10.16mm) | 0.245 (6.22mm) | Vertical 0.15 (3.81mm) ----- Horizontal 0.2 (3.81mm) | <ul style="list-style-type: none"> •R-•R-•R-•R •G-•G-•G-•G •Y-•Y-•Y-•Y | Backlight |
|  | 568-223x-xxx4F | 0.1 (2.54mm) | 0.80 (20.32mm) | 0.245 (6.22mm) | Vertical 0.15 (3.81mm) ----- Horizontal 0.2 (3.81mm) | <ul style="list-style-type: none"> •R-•R-•R-•R •G-•G-•G-•G •Y-•Y-•Y-•Y | Backlight |
|  | 568-xx4x-xxx3F | 0.139 (3.53mm) | 0.524 (13.31mm) | 0.245 (6.22mm) | Vertical 0.2 (5.08mm) ----- Horizontal 0.177 (5.08mm) | <ul style="list-style-type: none"> •R-•R-•R •R-•Y-•G •G-•G-•G | Integral Resistor, 5V Low Current, 2mA Bi-Color Tinted/Non-Diffused Backlight |
|  | 568-xx4x-xxx4F | 0.139 (3.53mm) | 0.701 (17.81mm) | 0.245 (6.22mm) | Vertical 0.2 (5.08mm) ----- Horizontal 0.177 (5.08mm) | <ul style="list-style-type: none"> •R-•R-•R •G-•G-•G-•G •Y-•Y-•Y-•Y | Integral Resistor, 5V Low Current, 2mA Bi-Color Tinted/Non-Diffused Backlight |






CBI® LED Circuit Board Indicator Selector Guide

| 4MM & Rectangular | | LED from PCB (a) | Housing mounts on x Pitch (b) | Front of housing to center of lead (c) | Distance between LEDs (d) | Available Colors | Additional Options |
|--|---------------|--------------------|-------------------------------|--|---|---|----------------------------|
| 4mm LED CBI | | | | | | | |
|  | 550-6x07F | 0.118 (3.00mm) | 0.25 (6.35mm) | 0.205 (5.21mm) | - | •R •G •Y | - |
| 4mm Bi-Level LED CBI | | | | | | | |
|  | 552-60xx-200F | 0.118 (3.00mm) | 0.25 (6.35mm) | 0.210 (5.334mm) | .232 (5.89mm) | •R-•R •G-•G •G-•Y •Y-•G •Y-•Y | Blank Position |
| 2mm x 4mm Rectangular Bi-Level LED CBI | | | | | | | |
|  | 567-0xxxF | 0.125 (3.175mm) | 0.250 (6.35mm) | 0.220 (5.59mm) | 0.250 (6.35mm) | •R-•R •G-•G •G-•Y •Y-•G •Y-•Y (•R/•G, •R/•G) | Bi-Color Blank Position |
| 2mm x 4mm Quad Rectangular Bi-Level LED CBI | | | | | | | |
|  | 567-0xxx-004F | 0.125 (3.175mm) | 1.000 (25.4mm) | 0.220 (5.59mm) | Vertical 0.250 (6.35mm) ----- Horizontal 0.250 (6.35mm) | •R-•R •G-•G •G-•Y •Y-•G •Y-•Y | Bi-Color Blank Position |
| 2mm x 4mm Rectangular Quad-Level LED CBI | | | | | | | |
|  | 568-0x2x-xxxF | .100 (2.54mm) | 0.200 (5.08mm) | 0.291 (7.39mm) | .100 (2.54mm) | •R-•R-•R-•R •G-•G-•G-•G •G-•Y-•G-•Y •Y-•G-•Y-•G •Y-•Y-•Y-•Y | Bi-Color Blank Position |
| 2mm x 5mm Rectangular LED CBI | | | | | | | |
|  | 566-xx06F | 0.15 (3.81mm) | 0.156 (3.96mm) | 0.3 (7.62mm) | | •R •G •Y •O | - |
|  | 566-xx07F | 0.2 (5.08mm) | 0.4 (1.02mm) | .380 (9.65mm) | | •R •G •Y | Bi-Color |

CBI® LED Circuit Board Indicator Selector Guide

| <i>Rectangular & 5MM</i> | LED from PCB (a) | Housing mounts on x Pitch (b) | Front of housing to center of lead (c) | Distance between LEDs (d) | Available Colors | Additional Options |
|--|------------------|-------------------------------|--|---------------------------|------------------|----------------------------------|
| 2.5mm x 7mm Rectangular LED CBI | | | | | | |
|  | 561-4x01-055F | .550 (13.97mm) | .200 (5.08mm) | - | - | •R •G •Y |
|  | 561-4x01-081F | .810 (20.57mm) | .200 (5.08mm) | - | - | •R •G •Y |
| 5mm LED CBI | | | | | | |
|  | 550-xx10F | 0.12 (3.05mm) | 0.25 (6.35mm) | 0.345 | - | •G •Y •R •B |
|  | 550-xx12F | 0.198 (5.03mm) | 0.400 (10.16mm) | 0.670 (17mm) | - | •G •Y •R •O |
|  | 561-xx0x-xxxF | - | 0.285 (7.24mm) | - | - | •G •Y •R •O •B ◦W |
|  | 550-xx04F | 0.230 (5.84mm) | 0.250 (6.35mm) | - | - | •G •Y •R •O •B |
|  | 550-xx05F | 0.118 (3.00mm) | 0.250 (6.35mm) | 0.205 (5.21mm) | - | •G •Y •R •O •B |
|  | 550-xx07F | 0.118 (3.00mm) | 0.250 (6.35mm) | 0.205 (5.21mm) | - | •G •Y •R •O •B |
|  | 550-xx08F | 0.250 (6.35mm) | 0.250 (6.35mm) | 0.205 (5.21mm) | - | •G •Y •R •O •B |

CBI® LED Circuit Board Indicator Selector Guide

| 5MM | LED from PCB (a) | Housing mounts on x Pitch (b) | Front of housing to center of lead (c) | Distance between LEDs (d) | Available Colors | Additional Options | |
|--|------------------|-------------------------------|--|---------------------------|------------------|--|--|
| 5mm 3-Leaded Bi-Color LED CBI | | | | | | | |
|  | 550-3x05F | 0.141 (3.58mm) | 0.300 (7.62mm) | 0.19 (4.83mm) | - | <ul style="list-style-type: none"> •R/•G •Y/•G | Bi-Color |
|  | 550-3x09F | 0.15 (3.81mm) | 0.3 (7.62mm) | 0.285 (7.24mm) | - | <ul style="list-style-type: none"> •R/•G •Y/•G | Bi-Color |
| 5mm 3-Leaded Bi-Color LED CBI, Offset Cathode | | | | | | | |
|  | 550-3x07F | 0.118 (3.00mm) | 0.25 (6.35mm) | 0.205 (5.21mm) | - | <ul style="list-style-type: none"> •R/•G •Y/•G | Bi-Color |
| 5mm Dual LED CBI | | | | | | | |
|  | 550-xx07-002F | 0.118 (3.00mm) | 0.50 (12.7mm) | .205 (5.21mm) | 0.25 (6.35mm) | <ul style="list-style-type: none"> •G •Y •R •O | Integral Resistor, 5V Low Current Bi-Color |
| 5mm Tri-Block LED CBI | | | | | | | |
|  | 550-xx05-003F | 0.118 (3.00mm) | .75 (19.05mm) | .205 (5.21mm) | 0.25 (6.35mm) | <ul style="list-style-type: none"> •G •Y •R •O | - |

CBI® LED Circuit Board Indicator Selector Guide

| 5MM | | LED from PCB (a) | Housing mounts on x Pitch (b) | Front of housing to center of lead (c) | Distance between LEDs (d) | Available Colors | Additional Options |
|--|---------------|-------------------|-------------------------------|--|---------------------------|---|---|
| 5mm Quad LED CBI | | | | | | | |
|  | 550-xx04-004F | 0.23 (5.84mm) | 1.00 (25.4mm) | - | 0.25 (6.35mm) | <ul style="list-style-type: none"> •G •Y •R •O | Integral Resistor, 5V Low Current Bi-Color |
|  | 550-xx05-004F | 0.118 (3.00mm) | 1.00 (25.4mm) | .205 (5.21mm) | 0.25 (6.35mm) | <ul style="list-style-type: none"> •G •Y •R •O | Integral Resistor, 5V Low Current Bi-Color |
|  | 550-xx07-004F | 0.118 (3.00mm) | 1.00 (25.4mm) | .205 (5.21mm) | 0.25 (6.35mm) | <ul style="list-style-type: none"> •G •Y •R •O | Integral Resistor, 5V Low Current High Efficiency Tinted/Non-Diffused Super Bright/Diffused Super Bright/Water Clear Non-Tinted/Non-Diffused Bi-Color |
| 5mm Bi-Level LED CBI | | | | | | | |
|  | 552-0xxF | 0.125 (3.18mm) | 0.25 (6.35mm) | 0.22 (5.59mm) | 0.25 (6.36mm) | <ul style="list-style-type: none"> •G •Y •R •O | Integral Resistor, 5, 12V Low Current Bi-Color |
|  | 552-35xxF | 0.125 (3.18mm) | 0.3 (7.62mm) | 0.32 (8.13mm) | 0.25 (6.35mm) | <ul style="list-style-type: none"> •R/•G •Y/•G | Integral Resistor, 5V Low Current High Efficiency Tinted/Non-Diffused Super Bright/Diffused Super Bright/Water Clear Non-Tinted/Non-Diffused Bi-Color |
|  | 552-22xx-100F | 0.125 (3.18mm) | 0.25 (6.35mm) | 0.345 (8.76mm) | 0.25 (6.35mm) | <ul style="list-style-type: none"> •R-•R •G-•G •G-•Y •Y-•G •Y-•Y | Integral Resistor, 5V Low Current High Efficiency Tinted/Non-Diffused Super Bright/Diffused Super Bright/Water Clear Non-Tinted/Non-Diffused Bi-Color Backlight |

Dialight





Стандарт Электрон Связь

Мы молодая и активно развивающаяся компания в области поставок электронных компонентов. Мы поставляем электронные компоненты отечественного и импортного производства напрямую от производителей и с крупнейших складов мира.

Благодаря сотрудничеству с мировыми поставщиками мы осуществляем комплексные и плановые поставки широчайшего спектра электронных компонентов.

Собственная эффективная логистика и склад в обеспечивает надежную поставку продукции в точно указанные сроки по всей России.

Мы осуществляем техническую поддержку нашим клиентам и предпродажную проверку качества продукции. На все поставляемые продукты мы предоставляем гарантию .

Осуществляем поставки продукции под контролем ВП МО РФ на предприятия военно-промышленного комплекса России , а также работаем в рамках 275 ФЗ с открытием отдельных счетов в уполномоченном банке. Система менеджмента качества компании соответствует требованиям ГОСТ ISO 9001.

Минимальные сроки поставки, гибкие цены, неограниченный ассортимент и индивидуальный подход к клиентам являются основой для выстраивания долгосрочного и эффективного сотрудничества с предприятиями радиоэлектронной промышленности, предприятиями ВПК и научно-исследовательскими институтами России.

С нами вы становитесь еще успешнее!

Наши контакты:

Телефон: +7 812 627 14 35

Электронная почта: sales@st-electron.ru

Адрес: 198099, Санкт-Петербург,
Промышленная ул, дом № 19, литера Н,
помещение 100-Н Офис 331