

PRODUCT NUMBER
SEE SHEET 10

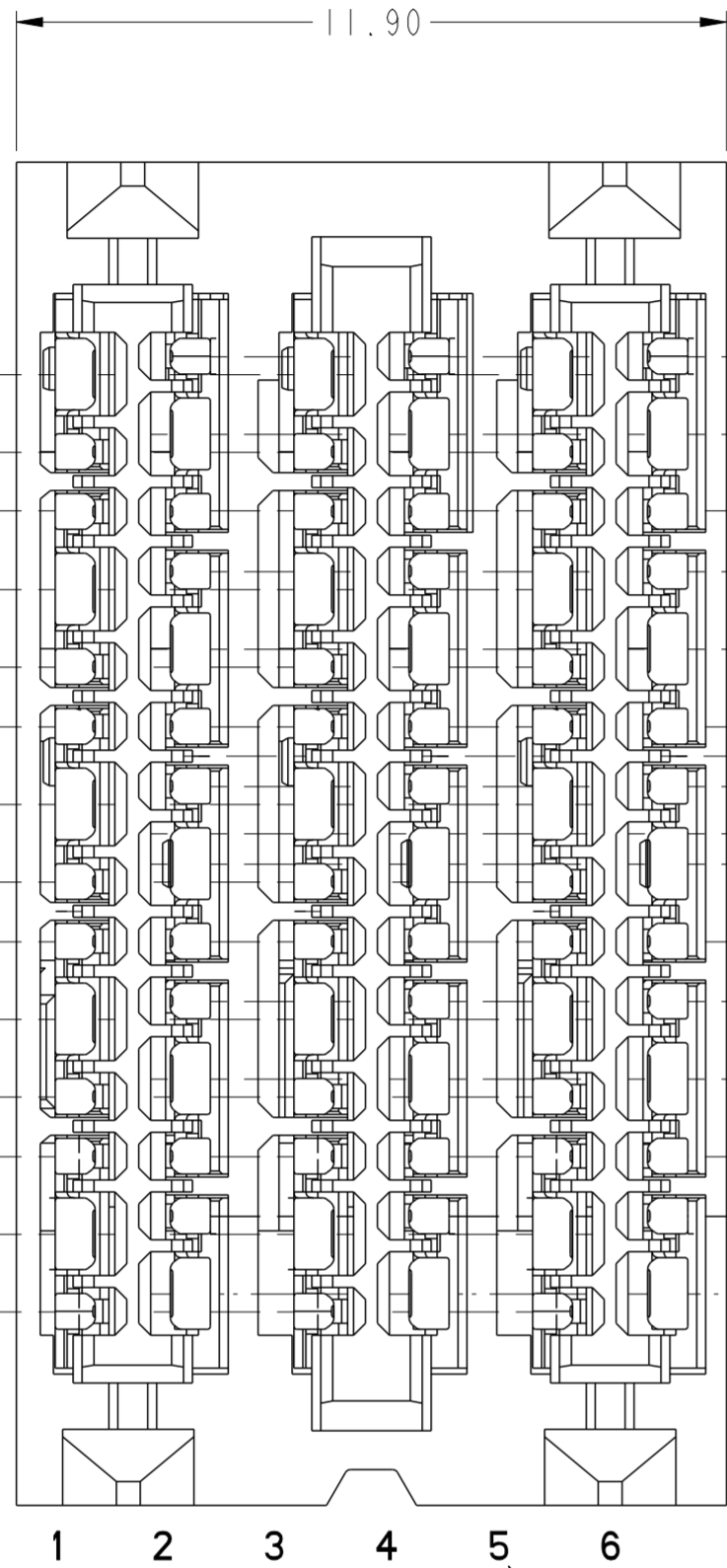
ODD COLUMN CONTACT ROW ID
ODD AND EVEN COLUMNS ARE OFFSET

4X 3.6
GROUND CENTERS

4X 1.0
SIGNAL PAIR CENTERS

4X 3.6
SIGNAL CENTERS
ROW A TO FIRST GROUND

1.3



EVEN COLUMN CONTACT ROW ID

4X 3.6
SIGNAL CENTERS

4X 3.6
GROUND CENTERS

4X 1.0
SIGNAL PAIR CENTERS

1.3
ROW A TO FIRST GROUND

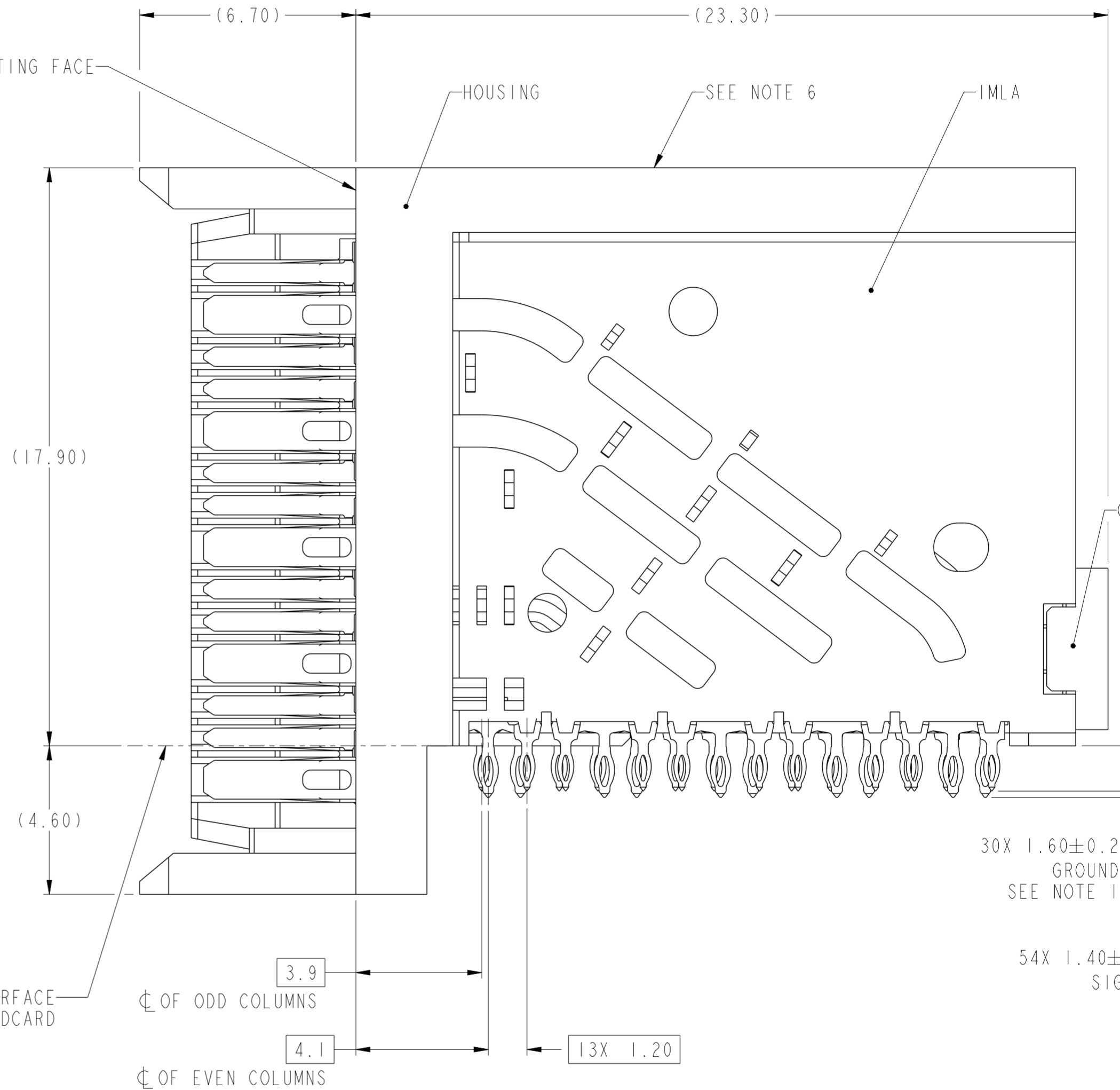
COLUMN ID

CONNECTOR MATING FACE

HOUSING


SEE NOTE 6

IMLA



10125287-101LF
STANDARD MATE CONNECTOR

spec ref	---	dr	N Eppley	2013/04/24	projection	MM	size	A2	scale	1:1												
tolerance std	ASME Y14.5M	eng	Peng-Bing Fu	2017/11/08			ecn no	ELX-DG-28221-1	rel level	Released												
TOLERANCES UNLESS OTHERWISE SPECIFIED		chr	Justin Chen	2017/11/29							product family	ExaMAX										
surface	<table border="1"> <tr> <td>linear</td> <td>0.X</td> <td>±.3</td> </tr> <tr> <td></td> <td>0.XX</td> <td>±.10</td> </tr> <tr> <td></td> <td>0.XXX</td> <td>±.050</td> </tr> <tr> <td>angular</td> <td>0°</td> <td>±°</td> </tr> </table>	linear	0.X	±.3		0.XX	±.10		0.XXX	±.050	angular	0°	±°	apppr	Heaven Cen	2017/11/30	title	ExaMAX R.A. HEADER	dwg no	10125287	rev	B
linear	0.X	±.3																				
	0.XX	±.10																				
	0.XXX	±.050																				
angular	0°	±°																				
		Amphenol FCI		cat. no.		SEE TABLE	Product - Customer Drw		sheet 1 of 11													

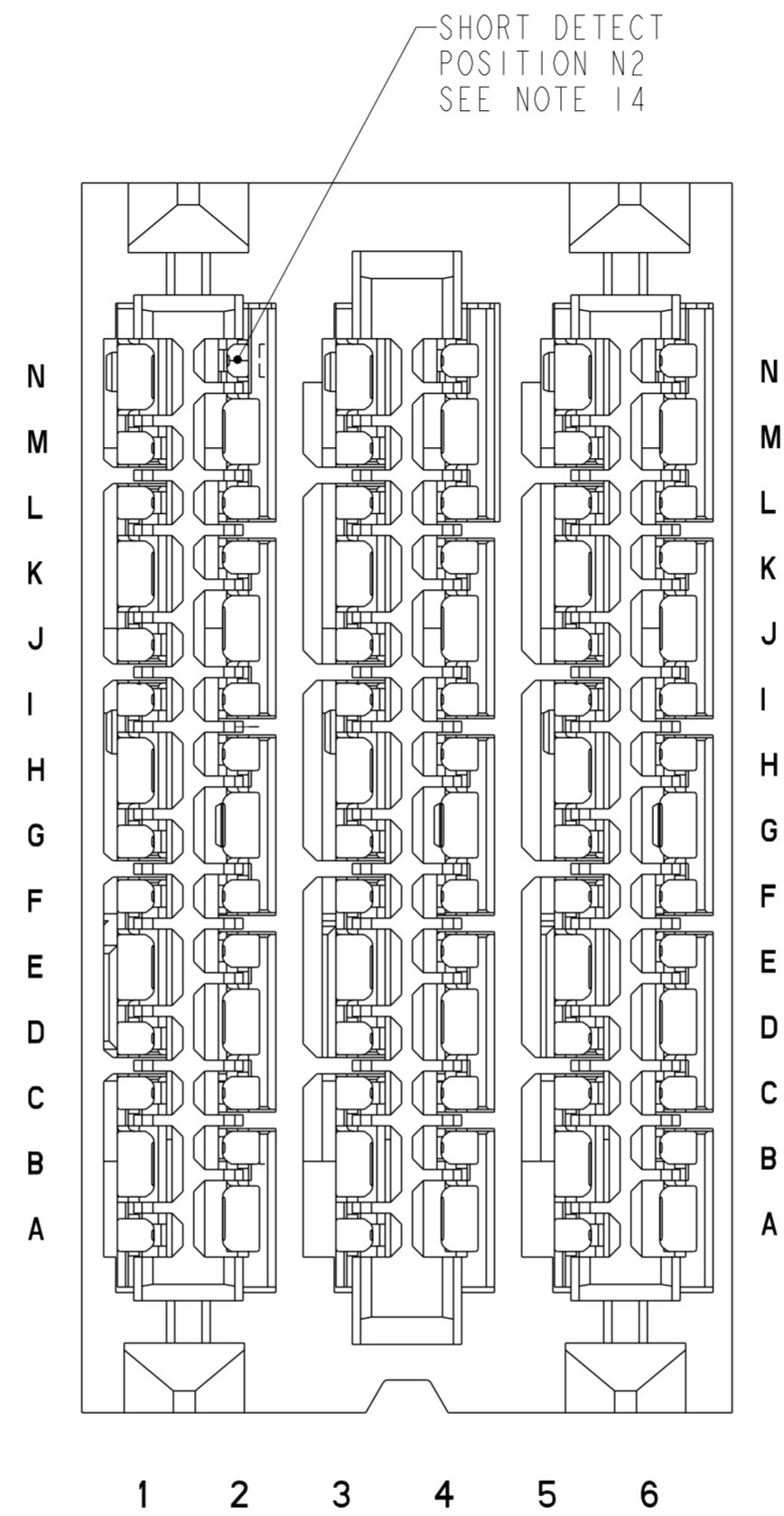


ADVANCED MATE
POSITION A1
SEE NOTE 13

ADVANCED MATE
POSITION A5
SEE NOTE 13

10125287-201LF
ADVANCED MATE CONNECTOR
 ADVANCED MATE POSITIONS ARE POSITIONS A1 AND A5 ONLY
 FOR ALL OTHER DIMENSIONS SEE 10125287-101LF ON SHEET 1

spec ref	---	dr	N Eppley	2013/04/24	projection	MM	size	A2	scale	8:1	
tolerance std	ASME Y14.5M	eng	Peng-Bing Fu	2017/11/08			ecn no	ELX-DG-28221-1			
TOLERANCES UNLESS OTHERWISE SPECIFIED		chr	Justin Chen	2017/11/29			rel level	Released			
surface	-	appr	Heaven Cen	2017/11/30	product family	ExaMAX		rel level	Released		
linear angular	0.X	±.3		title ExaMAX R.A. HEADER ASS'Y, 4 PR, 84 POS, 6 IMLA, 11.9 MM	cat. no. SEE TABLE	Product - Customer Drw	divg no	10125287		rev	B
	0.XX	±.10					sheet 2 of 11				
	0.XXX	±.050									
0°	±°	PDS: Rev :B		STATUS:Released		Printed: Dec 02, 2017					

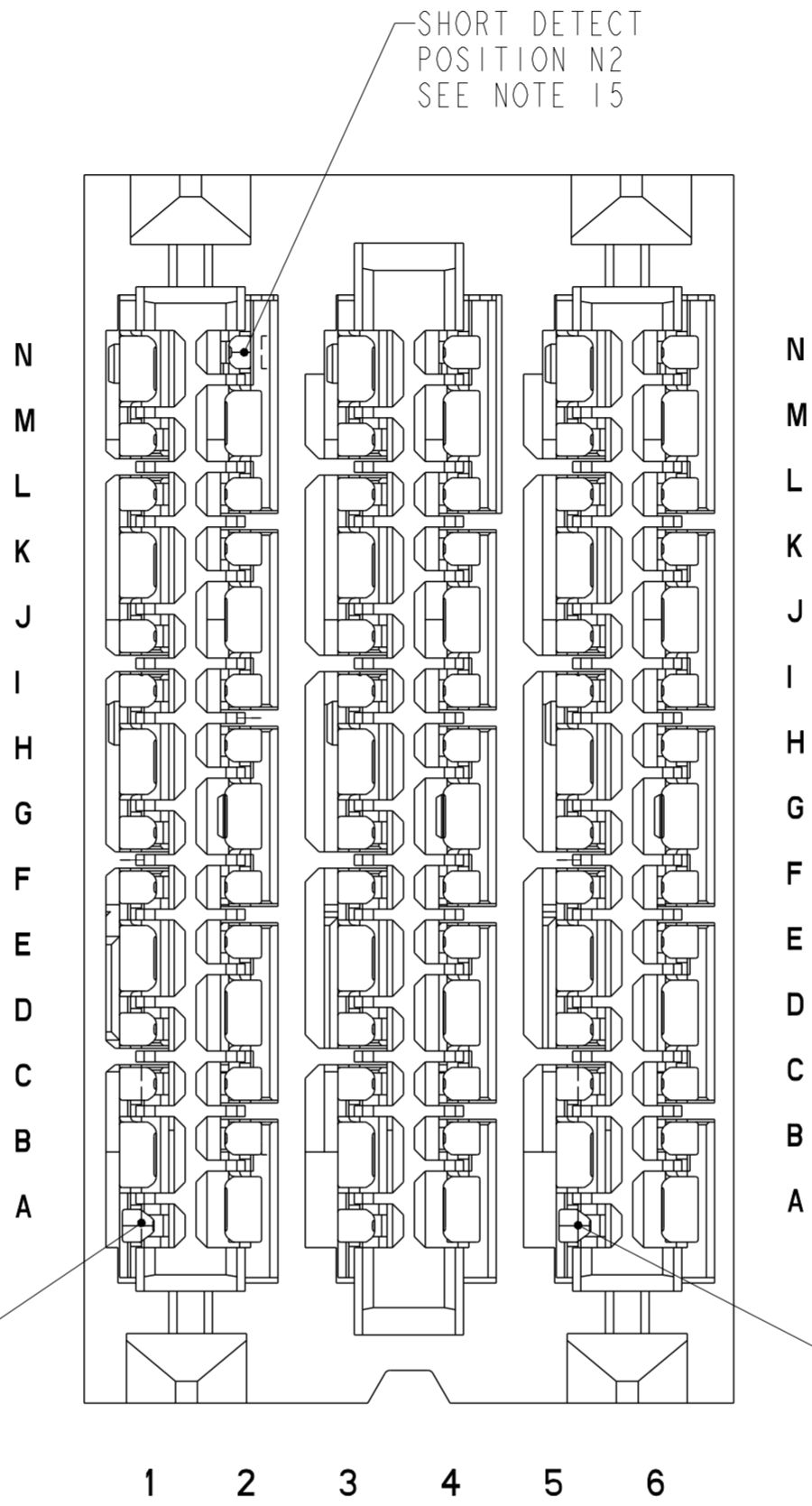


10125287-301LF
 SHORT DETECT CONNECTOR
 SHORT DETECT POSITIONS IS N2 ONLY
 FOR ALL OTHER DIMENSIONS SEE 10125287-101LF ON SHEET 1

Amphenol
FCi

© 2016 AFci

spec ref	---	dr	N Eppley	2013/04/24	projection	MM	size	A2	scale	8:1
tolerance std	ASME Y14.5M	eng	Peng-Bing Fu	2017/11/08			ecn no	ELX-DG-28221-1		
TOLERANCES UNLESS OTHERWISE SPECIFIED		chr	Justin Chen	2017/11/29			rel level	Released		
surface	✓	appr	Heaven Cen	2017/11/30	product family	ExaMAX		rel level	Released	
linear	0.X ±.3 0.XX ±.10 0.XXX ±.050			title ExaMAX R.A. HEADER ASS'Y, 4 PR, 84 POS, 6 IMLA, 11.9 MM		dwg no	10125287		rev	B
angular	0° ±°	cat. no.		SEE TABLE	Product - Customer Drw		sheet 3 of 11			

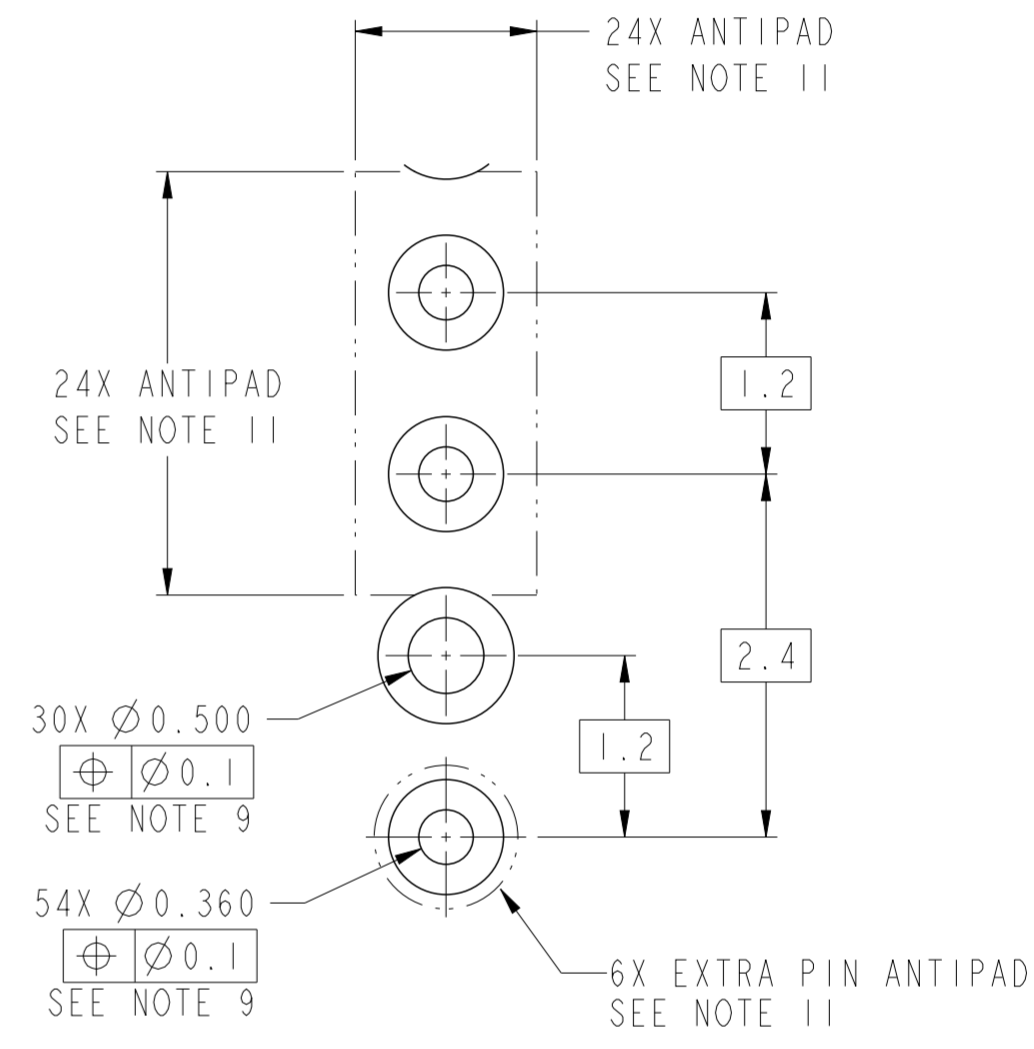
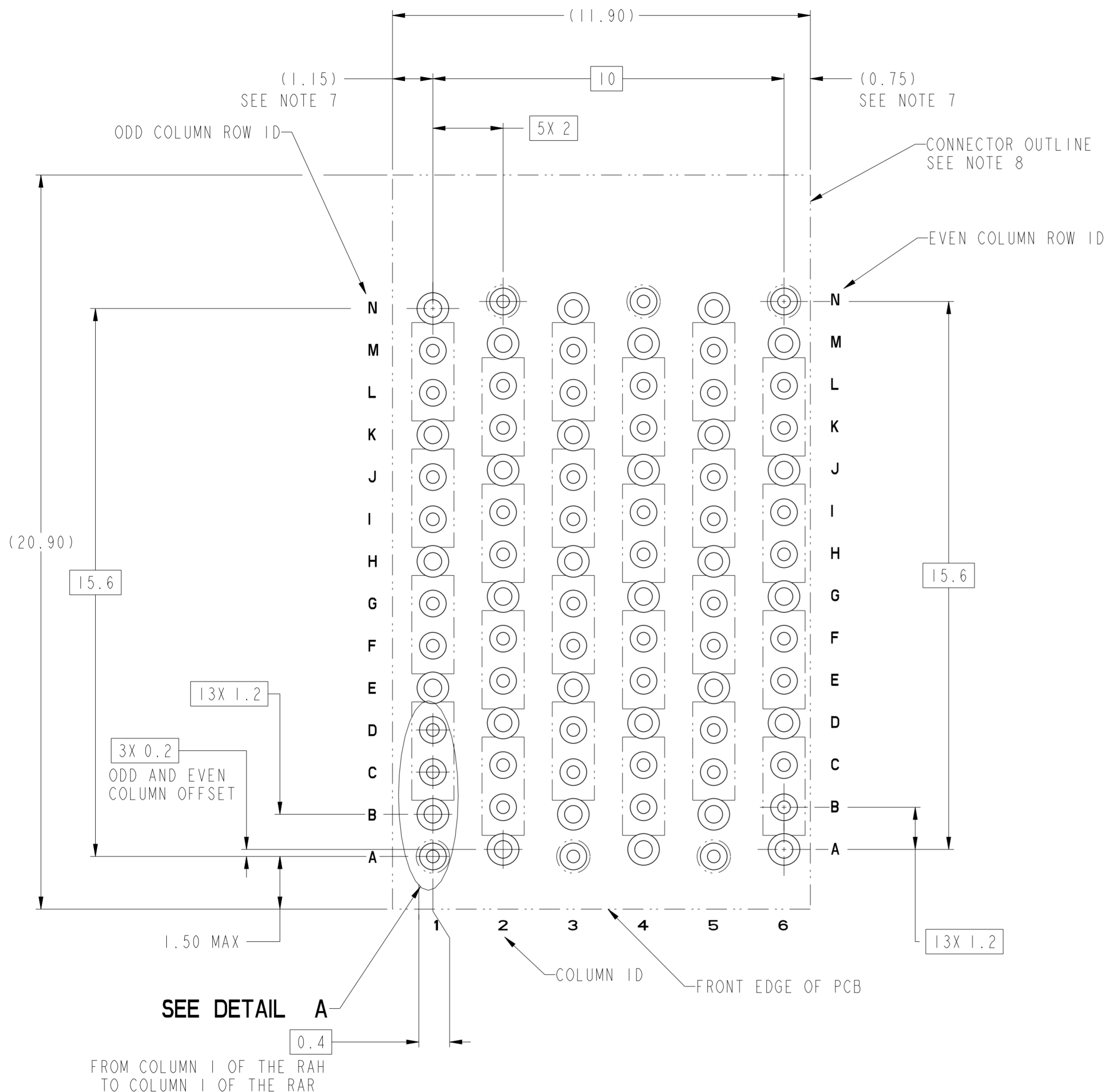


10125287-401LF
ADVANCED MATE/SHORT DETECT CONNECTOR
 ADVANCED MATE POSITIONS ARE POSITIONS A1 AND A5 ONLY
 SHORT DETECT POSITIONS IS N2 ONLY
 FOR ALL OTHER DIMENSIONS SEE 10125287-101LF ON SHEET 1

**Amphenol
FCi**

© 2016 AFci

spec ref	---	dr	N Eppley	2013/04/24	projection	MM	size	A2	scale	8:1
tolerance std	ASME Y14.5M	eng	Peng-Bing Fu	2017/11/08			ecn no	ELX-DG-28221-1		
TOLERANCES UNLESS OTHERWISE SPECIFIED		chr	Justin Chen	2017/11/29			rel level	Released		
surface	✓	appr	Heaven Cen	2017/11/30	product family	ExaMAX		rel level	Released	
linear	0.X ±.3 0.XX ±.10 0.XXX ±.050			title ExaMAX R.A. HEADER ASS'Y, 4 PR, 84 POS, 6 IMLA, 11.9 MM		dwg no	10125287		rev	B
angular	0° ±°	cat. no.		SEE TABLE	Product - Customer Drw		sheet 4 of 11			



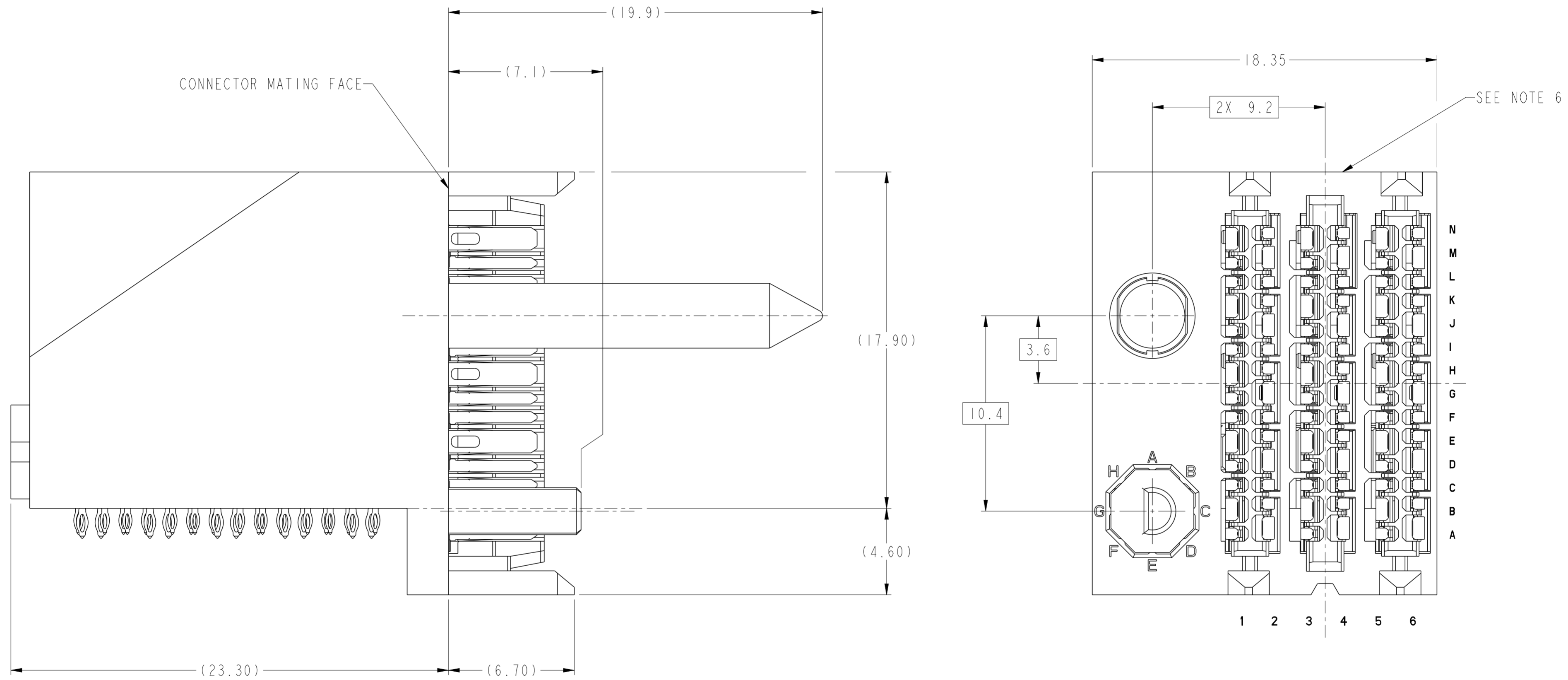
DETAIL A
SCALE 20:1

RECOMMENDED PCB LAYOUT
10125287-Y01LF COMPONENT SIDE
SEE NOTES 7, 8, 9 & 11
SCALE 10:1

spec ref	---	dr	N Eppley	2013/04/24	projection	MM	size	A2	scale	1:1
tolerance std	ASME Y14.5M	eng	Peng-Bing Fu	2017/11/08			ecn no	ELX-DG-28221-1		
TOLERANCES UNLESS OTHERWISE SPECIFIED		chr	Justin Chen	2017/11/29				rel level	Released	
surface	-	appr	Heaven Cen	2017/11/30	product family	ExaMAX	rel level	Released		
linear angular	0.X	±.3		title ExaMAX R.A. HEADER ASS'Y, 4 PR, 84 POS, 6 IMLA, 11.9 MM	dwg no 10125287	rev B	cat. no. SEE TABLE Product - Customer Drw sheet 5 of 11			
	0.XX	±.10								
	0.XXX	±.050								
	0°	±°								

1 2 3 4 5 6 7 8

A
B
C
D
E
F



10125287-Y1ALF THRU -Y1JLF
RIGHT GUIDANCE CONNECTOR (SEE NOTE 17)
FOR ALL OTHER DIMENSIONS SEE SHEET 1

Amphenol
FCi

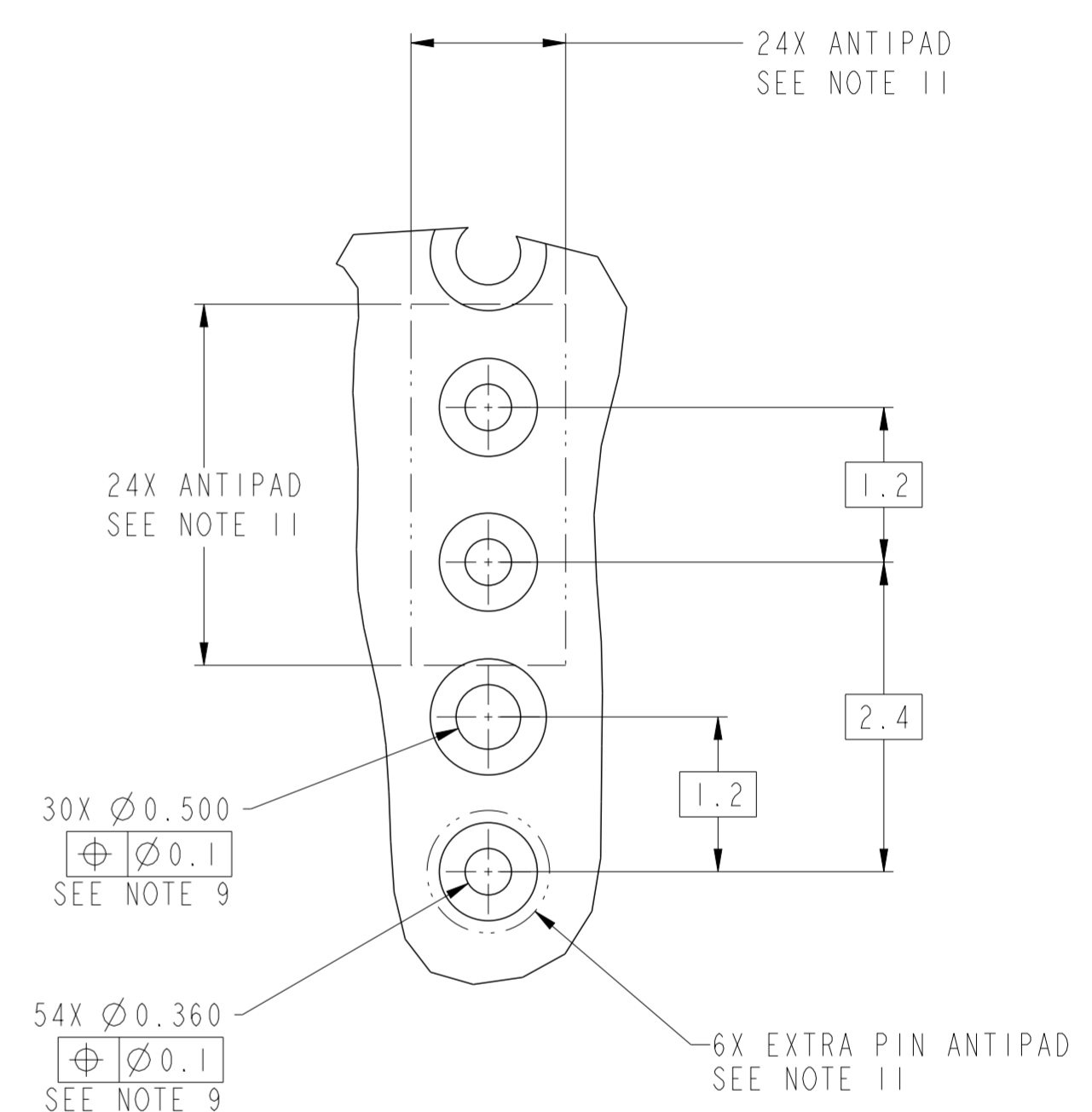
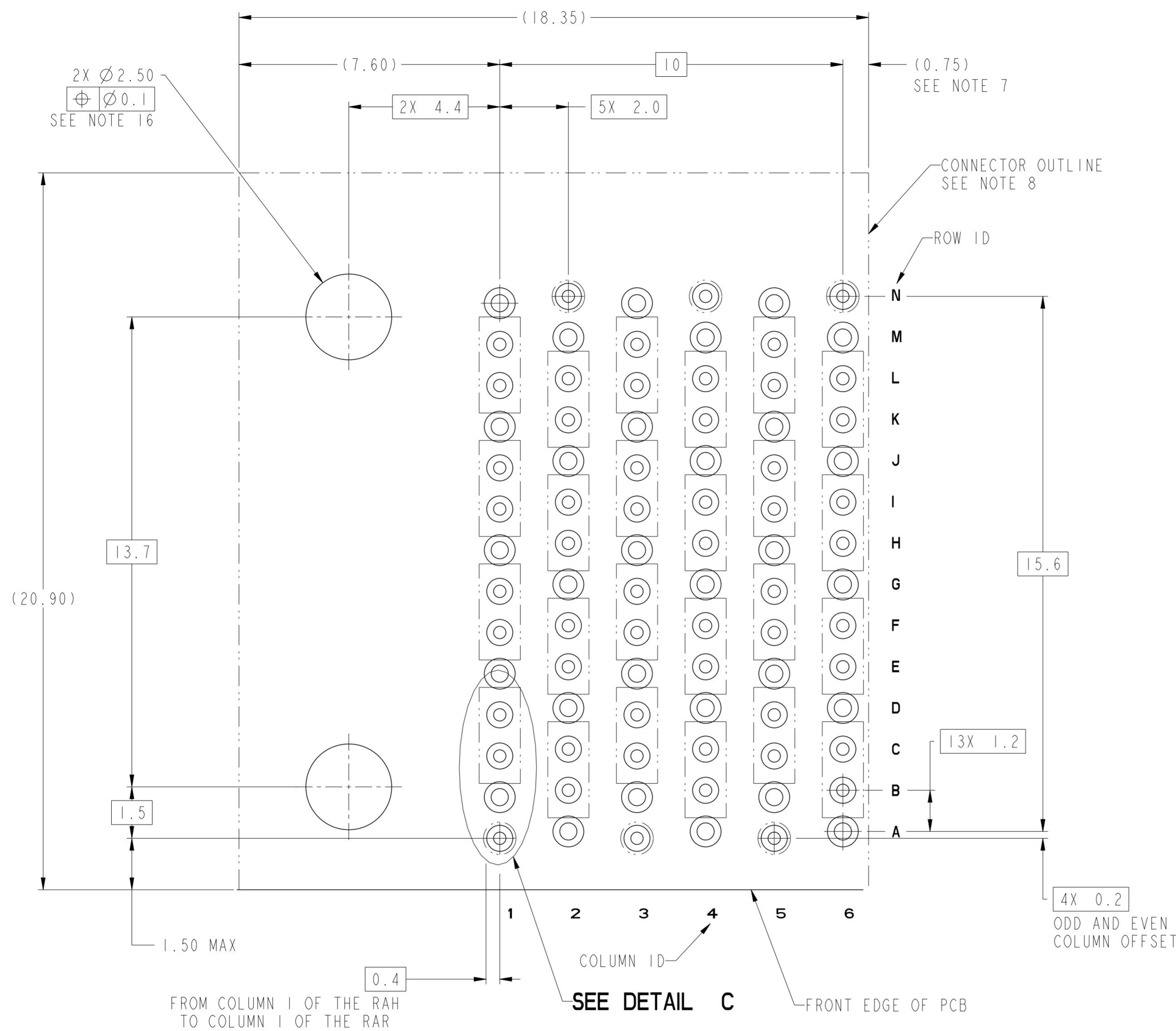
© 2016 AFci

spec ref	---	dr	N Eppley	2013/04/24	projection	MM	size	A2	scale	8:1
tolerance std	ASME Y14.5M	eng	Peng-Bing Fu	2017/11/08			ecn no	ELX-DG-2821-1		
TOLERANCES UNLESS OTHERWISE SPECIFIED		chr	Justin Chen	2017/11/29				rel level	Released	
surface	-	appr	Heaven Cen	2017/11/30	product family	ExaMAX	cat. no.	10125287	rev	B
	linear	0.X	±.3		title		ExaMAX R.A. HEADER		sheet 6 of 11	
		0.XX	±.10		ASS'Y, 4 PR, 84 POS, 6 IMLA, 11.9 MM					
		0.XXX	±.050		SEE TABLE					
	angular	0°	±°	Product - Customer Drw						

PDS: Rev :B

STATUS:Released

Printed: Dec 02, 2017

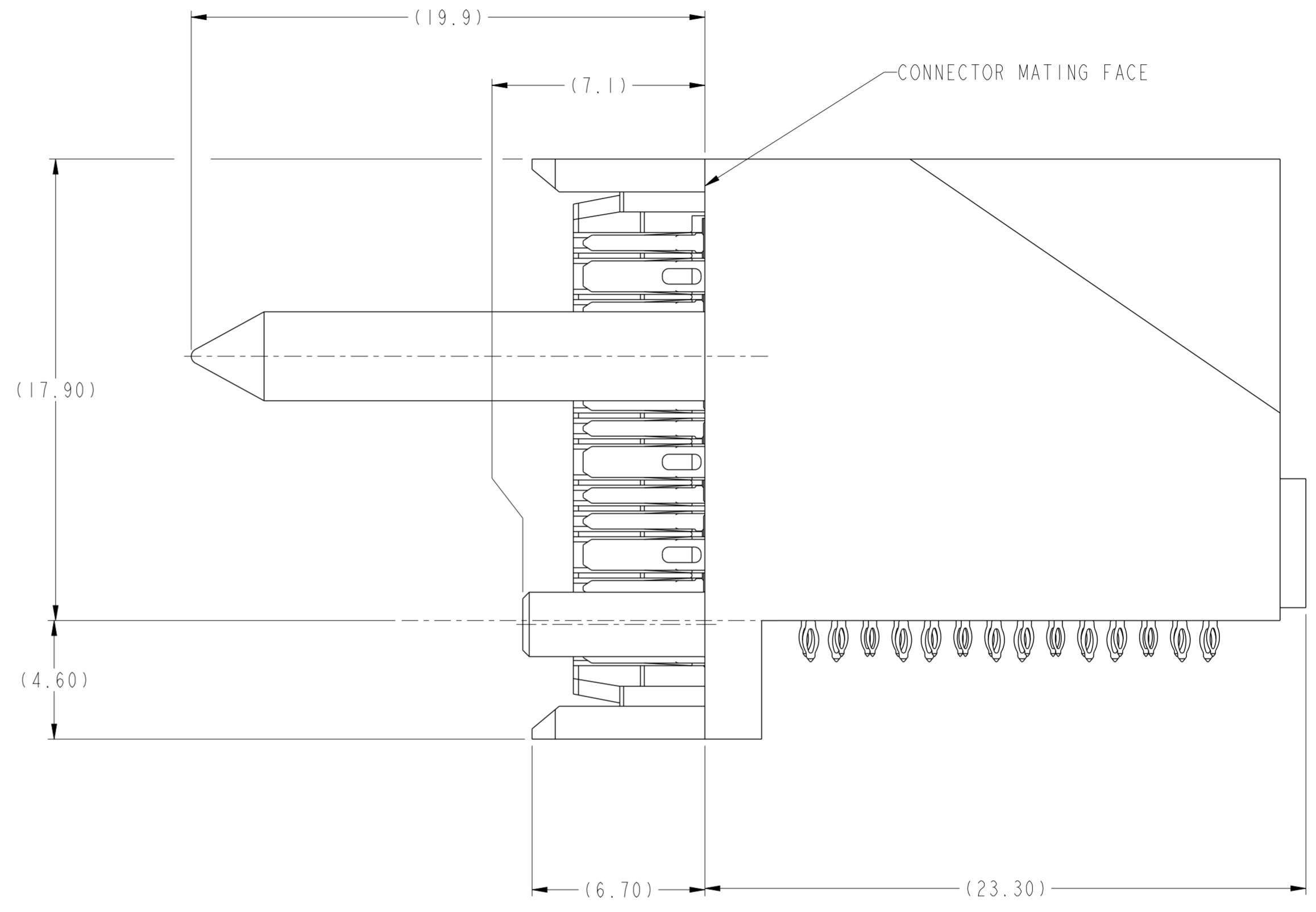
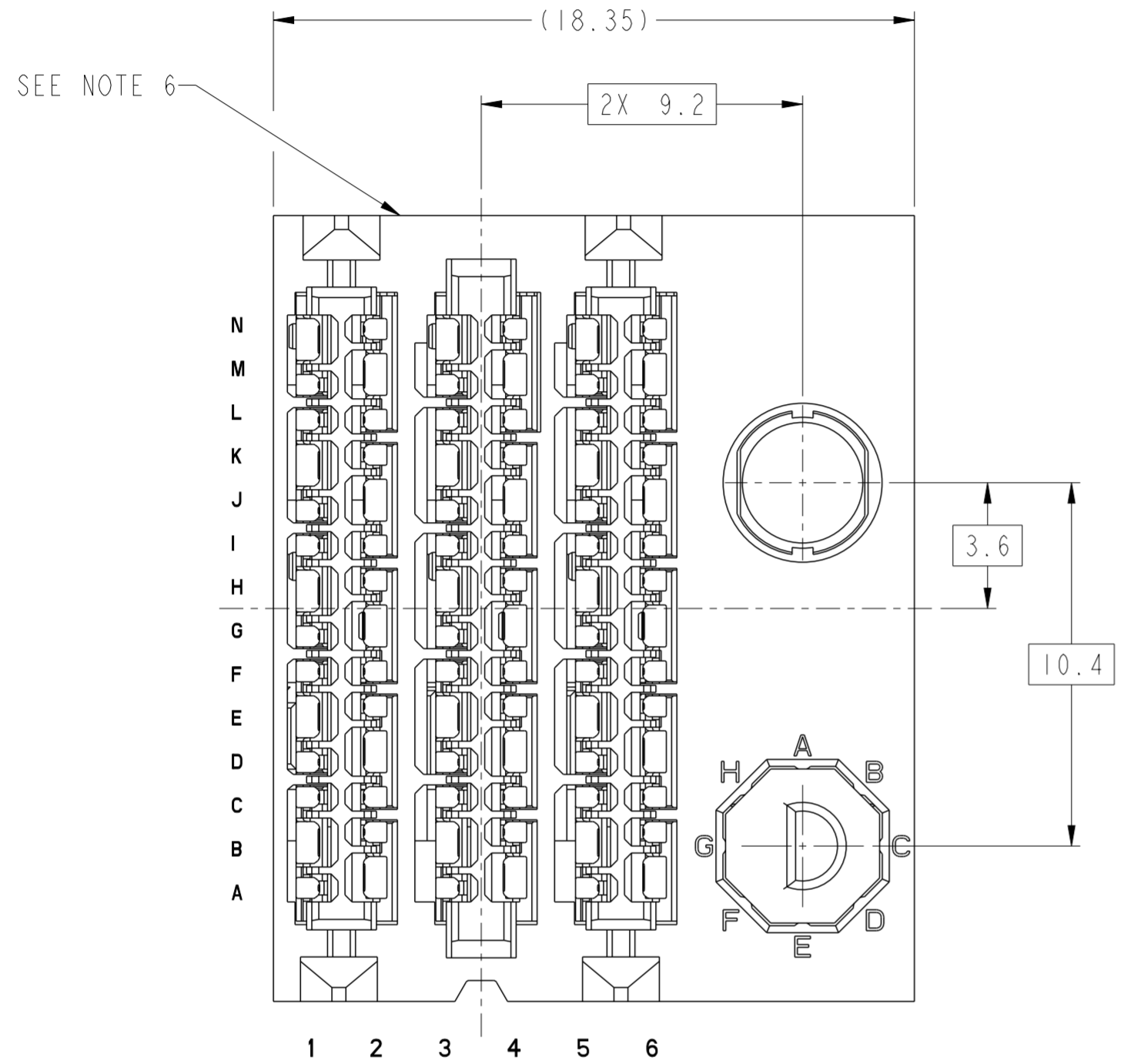


RECOMMENDED PCB LAYOUT FOR
10125287-Y1ALF THRU -Y1JLF
W/RIGHT GUIDANCE COMPONENT SIDE
SEE NOTES 7, 8, 9, 11 & 16

spec ref	---	dr	N Eppley	20130424	projection	MM	size	A2	scale	8:1
tolerance std	ASME Y14.5M	eng	Peng-Bing Fu	2017/1/08			ecn no	ELX-DG-2821-1		
TOLERANCES UNLESS OTHERWISE SPECIFIED		chr	Justin Chen	2017/1/29			rel level	Released		
surface	-	appr	Heaven Cen	2017/1/30	product family	ExaMAX	dwg no	10125287		
	linear	Amphenol FCi		title	ExaMAX R.A. HEADER		rev	B		
	0.X ±.3			ASS'Y, 4 PR, 84 POS, 6 IMLA, 11.9 MM	cat. no.	SEE TABLE	Product - Customer Drw	sheet 7 of 11		
	0.XX ±.10									
	0.XXX ±.050									
	angular	0°	±°							

Amphenol
FCi

© 2016 AFci



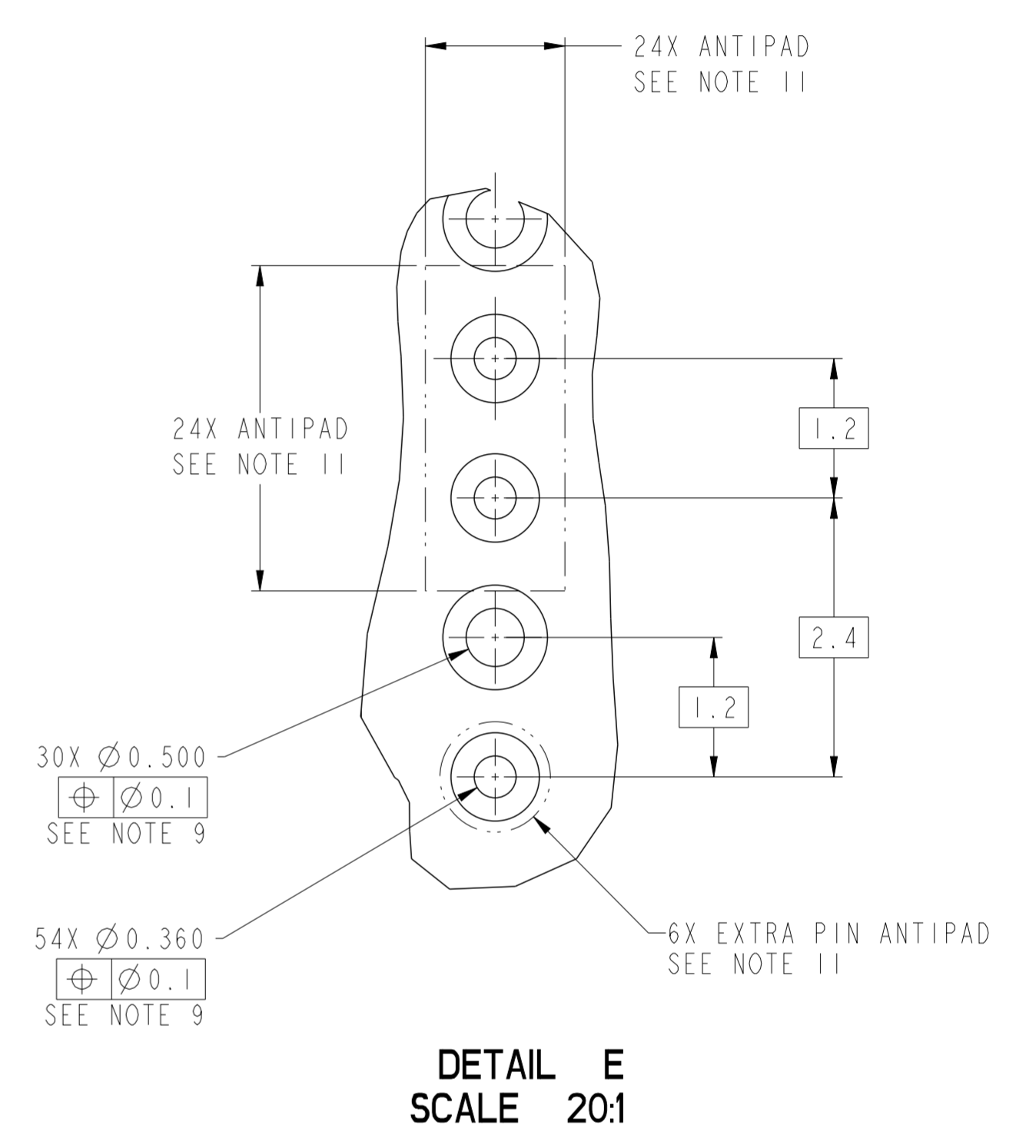
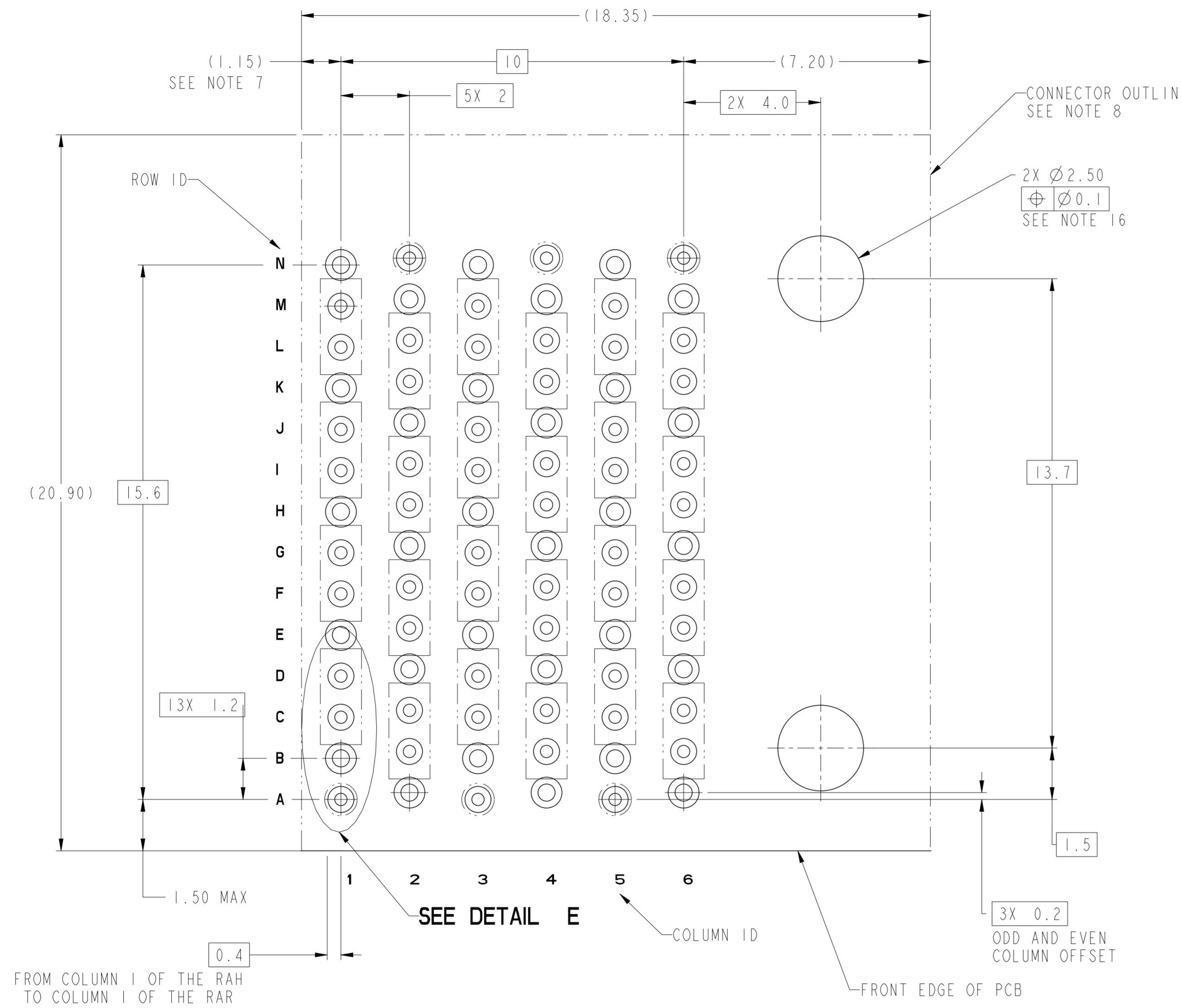
10125287-Y2ALF THRU -Y2JLF
LEFT GUIDANCE CONNECTOR (SEE NOTE 17)
FOR ALL OTHER DIMENSIONS SEE SHEET 1

spec ref	---	dr	N Eppley	2013/04/24	projection	MM	size	A2	scale	8:1	
tolerance std	ASME Y14.5M	eng	Peng-Bing Fu	2017/11/08			ecn no	ELX-DG-28221-1			
TOLERANCES UNLESS OTHERWISE SPECIFIED		chr	Justin Chen	2017/11/29			rel level	Released			
surface	-	appr	Heaven Cen	2017/11/30			product family	ExaMAX			
	linear	0.X	±.3		title		ExaMAX R.A. HEADER		dwg no 10125287	rev B	
		0.XX	±.10		ASS'Y, 4 PR, 84 POS, 6 IMLA, 11.9 MM						
		0.XXX	±.050		cat. no.	SEE TABLE	Product - Customer Drw	sheet 8 of 11			
	angular	0°	±°								

PDS: Rev :B

STATUS:Released

Printed: Dec 02, 2017

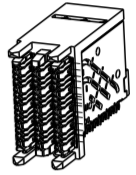
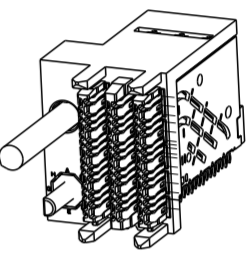
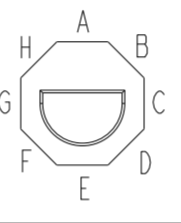
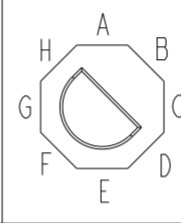
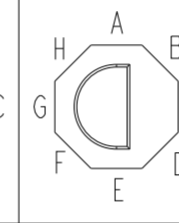
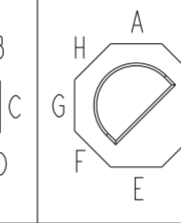
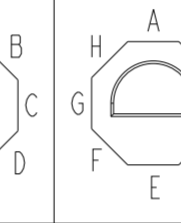
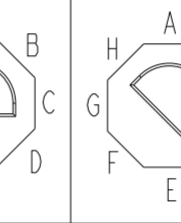
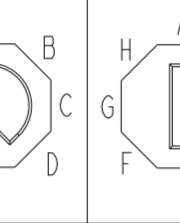
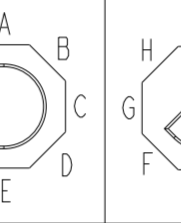
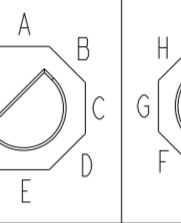
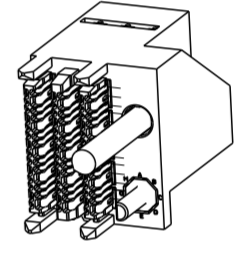
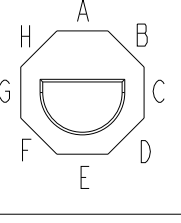

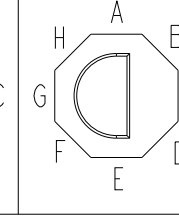
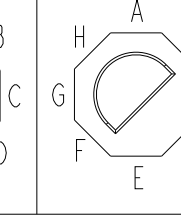
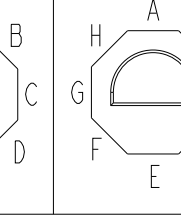
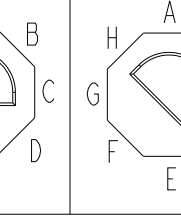
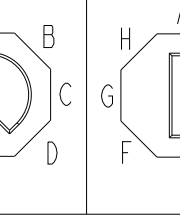
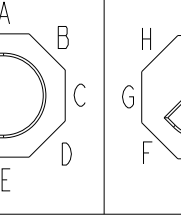
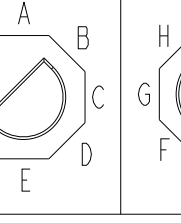


**RECOMMENDED PCB LAYOUT FOR
10125287-Y2ALF THRU -Y2JLF
W/LEFT GUIDANCE COMPONENT SIDE
SEE NOTES 7, 8, 9, 11 & 16**


spec ref	---	dr	N Eppley	2013/04/24	projection	MM	size	A2	scale	8:1			
tolerance std	ASME Y14.5M	eng	Peng-Bing Fu	2017/11/08			ecn no	ELX-DG-28221-1					
TOLERANCES UNLESS OTHERWISE SPECIFIED		chr	Justin Chen	2017/11/29			rel level	Released					
		appr	Heaven Cen	2017/11/30			product family	ExaMAX					
surface	-	linear	0.X	±.3	Amphenol FCI		title ExaMAX R.A. HEADER ASS'Y, 4 PR, 84 POS, 6 IMLA, 11.9 MM		dwg no 10125287		rev	B	
		0.XX	±.10	cat. no.							SEE TABLE	Product - Customer Drw	sheet 9 of 11
		0.XXX	±.050										
		angular	0°	±°									

10125287 - Y Y Y L F

ASSEMBLY PART NUMBER	DESCRIPTION
10125287-1YYLF	STANDARD MATE
10125287-2YYLF	ADVANCED MATE
10125287-3YYLF	SHORT DETECT
10125287-4YYLF	ADVANCED MATE & SHORT DETECT

MODULE DESCRIPTION	DESIGNATION REPRESENTED IN DASH NUMBER									BASE MODULE
STANDARD NO GUIDANCE (SEE SHEET 1)	01									
RIGHT GUIDANCE MODULE (SEE SHEET 6)	1A	1B	1C	1D	1E	1F	1G	1H	1J (NO KEY)	
										
LEFT GUIDANCE MODULE (SEE SHEET 8)	2A	2B	2C	2D	2E	2F	2G	2H	2J (NO KEY)	
										

Amphenol FCI

spec ref	---	dr	N Eppley	2013/04/24	projection	MM	size	A2	scale	1:1
tolerance std	ASME Y14.5M	eng	Peng-Bing Fu	2017/11/08		← →	ecn no	ELX-DG-2821-1		
TOLERANCES UNLESS OTHERWISE SPECIFIED		chr	Justin Chen	2017/11/29			product family	ExaMAX	rel level	Released
surface	- ✓	linear	0.X	±.3	Amphenol FCI	title	ExaMAX R.A. HEADER			
			0.XX	±.10			cat. no.	SEE TABLE	Product - Customer Drw	sheet 10 of 11
			0.XXX	±.050				ASS'Y, 4 PR, 84 POS, 6 IMLA, 11.9 MM		
angular	0°	±°	cat. no.	SEE TABLE	Product - Customer Drw	sheet 10 of 11				

PDS: Rev :B

STATUS:Released

Printed: Dec 02, 2017

© 2016 APCI

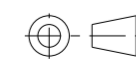
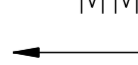
NOTES:

- ① - CONNECTOR MATERIALS:
HOUSING: HIGH TEMP THERMOPLASTIC, BLACK, UL94-V0
IMLA PLASTIC: HIGH TEMP THERMOPLASTIC, BLACK, UL94-V0
CONTACT: COPPER ALLOY
ORGANIZER: HIGH TEMP THERMOPLASTIC, BLACK, UL94-V0
- 2 - CONTACT PLATING:
SEPARABLE INTERFACE:
PERFORMANCE-BASED PLATING, QUALIFIED TO MEET THE REQUIREMENTS OF FCI PRODUCT SPECIFICATION GS-12-1096 INCLUDING TELCORDIA GR-1217-CORE (NOVEMBER 1995) CENTRAL OFFICE TEST SEQUENCE

PRESS-FIT TAILS: TIN OVER NICKEL (LEAD FREE)
- 3 - PRODUCT SPECIFICATION: GS-12-1096
- 4 - APPLICATION SPECIFICATION: GS-20-0361
- 5 - PACKAGING MEETS GS-14-920 LEAD FREE LABELING SPECIFICATION.
- ⑥ - PRODUCT MARKING, (PROTOTYPE, PART NUMBER & LOT CODE), ON THIS SURFACE.
- ⑦ - THE MINIMUM VIA SPACING BETWEEN STACKED CONNECTORS WILL BE 2.0 mm OR 3.0 mm AS DEFINED BY NOTE 7 ON THE MATING RECEPTACLE CUSTOMER DRAWING. REFER TO THE APPLICATION SPECIFICATION FOR DETAILS.
- ⑧ - CONNECTOR OUTLINE MAY BE SCREEN PRINTED ONTO CUSTOMER PCB TO BE USED AS A GUIDE FOR MANUAL CONNECTOR PLACEMENT.
- ⑨ - REFER TO CUSTOMER DRAWING 10119933 FOR INFORMATION ON PCB HOLE DIAMETERS AND PLATING OPTIONS
- 10 - THIS PRODUCT MEETS THE EUROPEAN UNION DIRECTIVES & OTHER COUNTRY REGULATIONS AS DESCRIBED IN GS-47-0004
- ⑪ - REFER TO ROUTING GUIDE GS-20-0511 FOR RECOMMENDATIONS ON OPTIMIZATION OF FOOTPRINT AND TRACE ROUTING LAYOUT.
- 12 - THE HOUSING WILL WITHSTAND EXPOSURE TO 260°C PEAK TEMPERATURE FOR 10-30 SECONDS IN A CONVECTION, INFRA-RED OR VAPOR PHASE REFLOW OVEN.
- ⑬ - THE ADVANCED MATE HEADER, 10125287-2YYLF, WHEN MATED WITH AN ADVANCED MATE RECEPTACLE WILL PROVIDE 2 PAIRS OF MATING CONTACTS THAT MATE 0.75MM BEFORE THE REMAINDER OF THE SIGNAL AND GROUND CONTACTS.
- ⑭ - THE SHORT DETECT HEADER, 10125287-3YYLF, WHEN MATED WITH A STANDARD MATE RECEPTACLE WILL PROVIDE 1 PAIR OF MATING CONTACTS THAT MATE 1.00 MM AFTER THE REMAINDER OF THE SIGNAL AND GROUND CONTACTS.
- ⑮ - THE ADVANCED MATE/SHORT DETECT HEADER, 10125287-4YYLF, WHEN MATED WITH AN ADVANCED MATE RECEPTACLE WILL PROVIDE 2 PAIRS OF MATING CONTACTS THAT MATE 0.75 MM BEFORE THE REMAINDER OF THE SIGNAL AND GROUND CONTACTS AND 1 PAIR OF MATING CONTACTS THAT MATE 1.00 MM AFTER THE REMAINDER OF THE SIGNAL AND GROUND CONTACTS.
- ⑯ - FOR CONNECTORS WITH EITHER A RIGHT OR LEFT GUIDE MODULE, TWO PHILLIPS PAN HEAD M2 HOLD-DOWN SCREWS MUST BE USED TO SECURE THE CONNECTOR TO THE PCB. THE SCREW LENGTH SHALL BE 2.0-6.0MM PLUS THE THICKNESS OF THE PCB. SCREWS ARE NOT PROVIDED WITH CONNECTOR.
- ⑰ - LEFT / RIGHT INTEGRATED GUIDE ORIENTATION IS DETERMINED BY THE LOCATION OF THE GUIDE FEATURES WHEN LOOKING AT THE MATING FACE OF THE RIGHT ANGEL RECEPTACLE. THE LEFT / RIGHT DESIGNATION OF THE MATING HEADER IS DEFINED BY THE RIGHT ANGEL RECEPTACLE THAT IT MATES WITH (i. e. A RIGHT GUIDE RIGHT ANGEL HEADER MATES WITH A RIGHT ANGEL RECEPTACLE.)
- ⑱ - ALL GROUND CONTACTS ARE COMMONED WITHIN A COLUMN.

Amphenol FCI

© 2016 AFCI

spec ref	---	dr	N Eppley	2013/04/24	projection	MM	size	A2	scale	1:1
tolerance std	ASME Y14.5M	eng	Peng-Bing Fu	2017/11/08			ecn no	ELX-DG-28221-1		
TOLERANCES UNLESS OTHERWISE SPECIFIED		chr	Justin Chen	2017/11/29			rel level	Released		
surface	✓ linear angular	0.X ±.3 0.XX ±.10 0.XXX ±.050		Amphenol FCI	title ExaMAX R.A. HEADER ASS'Y, 4 PR, 84 POS, 6 IMLA, 11.9 MM		cat. no. SEE TABLE	product family ExaMAX	rel level	rev B
ASME Y14.5M		0.X ±.3 0.XX ±.10 0.XXX ±.050	Amphenol FCI	title ExaMAX R.A. HEADER ASS'Y, 4 PR, 84 POS, 6 IMLA, 11.9 MM	cat. no. SEE TABLE	product family ExaMAX	rel level	rev B		
ASME Y14.5M		0.X ±.3 0.XX ±.10 0.XXX ±.050	Amphenol FCI	title ExaMAX R.A. HEADER ASS'Y, 4 PR, 84 POS, 6 IMLA, 11.9 MM	cat. no. SEE TABLE	product family ExaMAX	rel level	rev B		



Стандарт Электрон Связь

Мы молодая и активно развивающаяся компания в области поставок электронных компонентов. Мы поставляем электронные компоненты отечественного и импортного производства напрямую от производителей и с крупнейших складов мира.

Благодаря сотрудничеству с мировыми поставщиками мы осуществляем комплексные и плановые поставки широчайшего спектра электронных компонентов.

Собственная эффективная логистика и склад в обеспечивает надежную поставку продукции в точно указанные сроки по всей России.

Мы осуществляем техническую поддержку нашим клиентам и предпродажную проверку качества продукции. На все поставляемые продукты мы предоставляем гарантию .

Осуществляем поставки продукции под контролем ВП МО РФ на предприятия военно-промышленного комплекса России , а также работаем в рамках 275 ФЗ с открытием отдельных счетов в уполномоченном банке. Система менеджмента качества компании соответствует требованиям ГОСТ ISO 9001.

Минимальные сроки поставки, гибкие цены, неограниченный ассортимент и индивидуальный подход к клиентам являются основой для выстраивания долгосрочного и эффективного сотрудничества с предприятиями радиоэлектронной промышленности, предприятиями ВПК и научно-исследовательскими институтами России.

С нами вы становитесь еще успешнее!

Наши контакты:

Телефон: +7 812 627 14 35

Электронная почта: sales@st-electron.ru

Адрес: 198099, Санкт-Петербург,
Промышленная ул, дом № 19, литера Н,
помещение 100-Н Офис 331