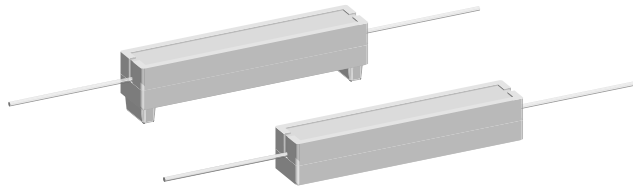


Wirewound Resistors, Commercial Power, Axial Lead


FEATURES

- High power to size ratio
- Ceramic cases are available with circuit board stand-offs (designated with a -3 model ending)
- Superior surge capability
- Complete welded construction
- Available in non-inductive styles with Aryton-Perry winding (CPWN in lieu of CPW, maximum resistance is one-half CPW range)
- Special inorganic potting compound and ceramic case provide high thermal conductivity in a fireproof package
- Compliant to RoHS Directive 2002/95/EC


Notes

- * Pb containing terminations are not RoHS compliant, exemptions may apply
- ** Please see document "Vishay Material Category Policy": www.vishay.com/doc?999902

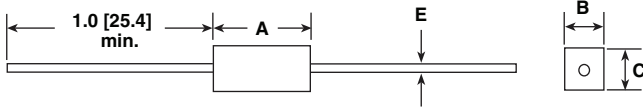
STANDARD ELECTRICAL SPECIFICATIONS					
GLOBAL MODEL	HISTORICAL MODEL	POWER RATING $P_{40^\circ\text{C}}$ W	RESISTANCE RANGE Ω	TOLERANCE $\pm \%$	WEIGHT (typical) g
CPW02	CPW-2	2	0.1 to 7K	1, 2, 3, 5	2.0
CPW02...3	CPW-2-3	2	0.1 to 7K	1, 2, 3, 5	2.2
CPW03	CPW-3	3	0.1 to 7.5K	1, 2, 3, 5	3.4
CPW03...3	CPW-3-3	3	0.1 to 7.5K	1, 2, 3, 5	3.6
CPW05	CPW-5	5	0.1 to 8.5K	1, 2, 3, 5	4.8
CPW05...3	CPW-5-3	5	0.1 to 8.5K	1, 2, 3, 5	5.0
CPW07	CPW-7	7	0.1 to 18K	1, 2, 3, 5	6.8
CPW07...3	CPW-7-3	7	0.1 to 18K	1, 2, 3, 5	7.0
CPW10	CPW-10	10	0.12 to 30K	1, 2, 3, 5	9.5
CPW10...3	CPW-10-3	10	0.12 to 30K	1, 2, 3, 5	9.9
CPW15	CPW-15	15	0.12 to 30K	1, 2, 3, 5	16.8
CPW15...3	CPW-15-3	15	0.12 to 30K	1, 2, 3, 5	17.4
CPW20	CPW-20	20	0.18 to 45K	1, 2, 3, 5	22.8
CPW20...3	CPW-20-3	20	0.18 to 45K	1, 2, 3, 5	23.6

TECHNICAL SPECIFICATIONS		
PARAMETER	UNIT	CPW RESISTOR CHARACTERISTICS
Temperature Coefficient	ppm/ $^\circ\text{C}$	± 30 for 10 Ω and above; ± 50 for 1.0 Ω to 9.9 Ω ; ± 90 for 0.5 Ω to 0.99 Ω
Short Time Overload	-	5 x rated power for 5 s
Maximum Working Voltage	V	$(P \times R)^{1/2}$
Operating Temperature Range	$^\circ\text{C}$	- 65 to + 275
Terminal Strength	lb	10 minimum
Dielectric Withstanding Voltage	V_{AC}	1000

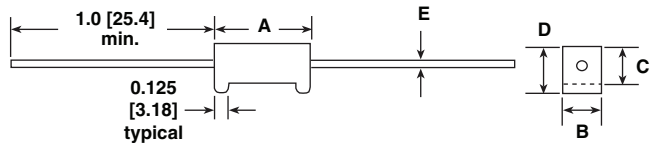
GLOBAL PART NUMBER INFORMATION																
Global Part Numbering example: CPW0515R00JB313																
C	P	W	0	5	1	5	R	0	0	J	B	3	1	3		
GLOBAL MODEL (See Standard Electrical Specifications Global Model column for options)	VALUE R = Decimal K = Thousand R1500 = 0.15 Ω 1K500 = 1500 Ω	TOLERANCE D = $\pm 0.5 \%$ F = $\pm 1.0 \%$ G = $\pm 2.0 \%$ H = $\pm 3.0 \%$ J = $\pm 5.0 \%$ K = $\pm 10.0 \%$	PACKAGING E14 = Lead (Pb)-free bulk E31 = Lead (Pb)-free four layer bulk E01 = Lead (Pb)-free skin pack B14 = Tin/lead bulk B31 = Tin/lead four layer bulk J01 = Tin/lead skin pack		SPECIAL (Dash Number) (up to 3 digits) From 1 to 999 as applicable											
Historical Part Numbering example: CPW-5-3 15 Ω 5 % B31																
CPW-5-3	15 Ω	5 %	B31													
HISTORICAL MODEL	RESISTANCE VALUE	TOLERANCE CODE	PACKAGING													

DIMENSIONS in inches [millimeters]

CPWxx



CPWxx...3



GLOBAL MODEL	DIMENSIONS in inches [millimeters]				
	A ⁽¹⁾ ± 0.031 [0.794]	B ± 0.031 [0.794]	C ± 0.031 [0.794]	D ± 0.031 [0.794]	E ± 0.001 [0.025]
CPW02	0.688 [17.46]	0.250 [6.35]	0.250 [6.35]	-	0.032 [0.813]
CPW02...3	0.688 [17.46]	0.250 [6.35]	0.250 [6.35]	0.313 [7.94]	0.032 [0.813]
CPW03	0.875 [22.22]	0.313 [7.94]	0.313 [7.94]	-	0.032 [0.813]
CPW03...3	0.875 [22.22]	0.313 [7.94]	0.313 [7.94]	0.375 [9.52]	0.032 [0.813]
CPW05	0.875 [22.22]	0.375 [9.52]	0.344 [8.73]	-	0.032 [0.813]
CPW05...3	0.875 [22.22]	0.375 [9.52]	0.344 [8.73]	0.406 [10.32]	0.032 [0.813]
CPW07	1.391 [35.32]	0.375 [9.52]	0.344 [8.73]	-	0.032 [0.813]
CPW07...3	1.391 [35.32]	0.375 [9.52]	0.344 [8.73]	0.469 [11.91]	0.032 [0.813]
CPW10	1.875 [47.62]	0.375 [9.52]	0.344 [8.73]	-	0.032 [0.813]
CPW10...3	1.875 [47.62]	0.375 [9.52]	0.344 [8.73]	0.469 [11.91]	0.032 [0.813]
CPW15	1.875 [47.62]	0.500 [12.70]	0.500 [12.70]	-	0.032 [0.813]
CPW15...3	1.875 [47.62]	0.500 [12.70]	0.500 [12.70]	0.625 [15.87]	0.032 [0.813]
CPW20	2.500 [63.50]	0.500 [12.70]	0.500 [12.70]	-	0.032 [0.813]
CPW20...3	2.500 [63.50]	0.500 [12.70]	0.500 [12.70]	0.625 [15.87]	0.032 [0.813]

Note

(1) Potting compound may extend outside of ceramic case up to 0.060 [1.52] maximum per side.

MATERIAL SPECIFICATIONS
Element: Copper-nickel alloy or nickel-chrome alloy, depending on resistance value

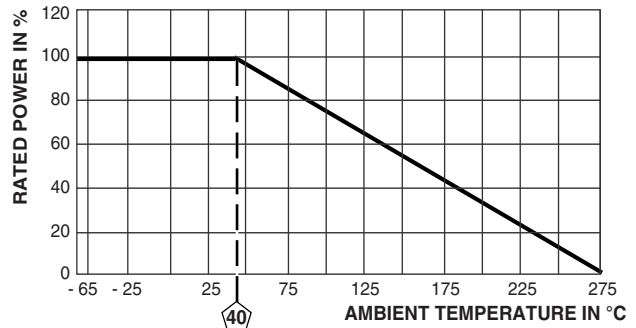
Core: Ceramic

End Caps: Tin plated steel

Body: Steatite ceramic case with inorganic potting compound

Terminals: Tinned Copperweld®

Part Marking: DALE, model, wattage, value, tolerance, date code

DERATING

PERFORMANCE

TEST	CONDITIONS OF TEST	TEST LIMITS (EIA RS-344)
Thermal Shock	- 55 °C to + 275 °C, 5 cycles, 30 min dwell time	± (2.0 % + 0.05 Ω) ΔR
Short Time Overload	5 x rated power for 5 s	± (2.0 % + 0.05 Ω) ΔR
Dielectric Withstanding	1000 V _{RMS} for 1 min	± (0.1 % + 0.05 Ω) ΔR
Low Temperature Storage	- 65 °C, full rated working voltage for 45 min	± (2.0 % + 0.05 Ω) ΔR
Bias Humidity	75 °C, 90 % to 100 % RH, 240 h	± (2.0 % + 0.05 Ω) ΔR
Load Life	1000 h at rated power, + 40 °C, 1.5 h "ON", 0.5 h "OFF"	± (3.0 % + 0.05 Ω) ΔR
Terminal Strength	5 s to 10 s 10 pound pull test, torsion test - 3 alternating directions, 360° each	± (1.0 % + 0.05 Ω) ΔR
Resistance to Solder Heat	Terminal immersed 3.5 s in molten solder at 1/8" to 3/16" from body	± (1.0 % + 0.05 Ω) ΔR



Disclaimer

ALL PRODUCT, PRODUCT SPECIFICATIONS AND DATA ARE SUBJECT TO CHANGE WITHOUT NOTICE TO IMPROVE RELIABILITY, FUNCTION OR DESIGN OR OTHERWISE.

Vishay Intertechnology, Inc., its affiliates, agents, and employees, and all persons acting on its or their behalf (collectively, "Vishay"), disclaim any and all liability for any errors, inaccuracies or incompleteness contained in any datasheet or in any other disclosure relating to any product.

Vishay makes no warranty, representation or guarantee regarding the suitability of the products for any particular purpose or the continuing production of any product. To the maximum extent permitted by applicable law, Vishay disclaims (i) any and all liability arising out of the application or use of any product, (ii) any and all liability, including without limitation special, consequential or incidental damages, and (iii) any and all implied warranties, including warranties of fitness for particular purpose, non-infringement and merchantability.

Statements regarding the suitability of products for certain types of applications are based on Vishay's knowledge of typical requirements that are often placed on Vishay products in generic applications. Such statements are not binding statements about the suitability of products for a particular application. It is the customer's responsibility to validate that a particular product with the properties described in the product specification is suitable for use in a particular application. Parameters provided in datasheets and/or specifications may vary in different applications and performance may vary over time. All operating parameters, including typical parameters, must be validated for each customer application by the customer's technical experts. Product specifications do not expand or otherwise modify Vishay's terms and conditions of purchase, including but not limited to the warranty expressed therein.

Except as expressly indicated in writing, Vishay products are not designed for use in medical, life-saving, or life-sustaining applications or for any other application in which the failure of the Vishay product could result in personal injury or death. Customers using or selling Vishay products not expressly indicated for use in such applications do so at their own risk. Please contact authorized Vishay personnel to obtain written terms and conditions regarding products designed for such applications.

No license, express or implied, by estoppel or otherwise, to any intellectual property rights is granted by this document or by any conduct of Vishay. Product names and markings noted herein may be trademarks of their respective owners.

Material Category Policy

Vishay Intertechnology, Inc. hereby certifies that all its products that are identified as RoHS-Compliant fulfill the definitions and restrictions defined under Directive 2011/65/EU of The European Parliament and of the Council of June 8, 2011 on the restriction of the use of certain hazardous substances in electrical and electronic equipment (EEE) - recast, unless otherwise specified as non-compliant.

Please note that some Vishay documentation may still make reference to RoHS Directive 2002/95/EC. We confirm that all the products identified as being compliant to Directive 2002/95/EC conform to Directive 2011/65/EU.

Vishay Intertechnology, Inc. hereby certifies that all its products that are identified as Halogen-Free follow Halogen-Free requirements as per JEDEC JS709A standards. Please note that some Vishay documentation may still make reference to the IEC 61249-2-21 definition. We confirm that all the products identified as being compliant to IEC 61249-2-21 conform to JEDEC JS709A standards.



**Стандарт
Электрон
Связь**

Мы молодая и активно развивающаяся компания в области поставок электронных компонентов. Мы поставляем электронные компоненты отечественного и импортного производства напрямую от производителей и с крупнейших складов мира.

Благодаря сотрудничеству с мировыми поставщиками мы осуществляем комплексные и плановые поставки широчайшего спектра электронных компонентов.

Собственная эффективная логистика и склад в обеспечивает надежную поставку продукции в точно указанные сроки по всей России.

Мы осуществляем техническую поддержку нашим клиентам и предпродажную проверку качества продукции. На все поставляемые продукты мы предоставляем гарантию .

Осуществляем поставки продукции под контролем ВП МО РФ на предприятия военно-промышленного комплекса России , а также работаем в рамках 275 ФЗ с открытием отдельных счетов в уполномоченном банке. Система менеджмента качества компании соответствует требованиям ГОСТ ISO 9001.

Минимальные сроки поставки, гибкие цены, неограниченный ассортимент и индивидуальный подход к клиентам являются основой для выстраивания долгосрочного и эффективного сотрудничества с предприятиями радиоэлектронной промышленности, предприятиями ВПК и научно-исследовательскими институтами России.

С нами вы становитесь еще успешнее!

Наши контакты:

Телефон: +7 812 627 14 35

Электронная почта: sales@st-electron.ru

Адрес: 198099, Санкт-Петербург,
Промышленная ул, дом № 19, литера Н,
помещение 100-Н Офис 331