

NVATS4A104PZ

Power MOSFET

-30 V, 8.4 mΩ, -82 A, P-Channel



ON Semiconductor®

www.onsemi.com

The NVATS4A104PZ is a power MOSFET designed for compact size and high efficiency which can achieve high thermal performance. AEC-Q101 qualified MOSFET and PPAP capable suitable for automotive applications.

Features

- Low On-Resistance
- High Current Capability
- 100% Avalanche Tested
- AEC-Q101 qualified and PPAP capable
- ATPAK package is pin-compatible with DPAK (TO-252)
- Pb-Free, Halogen Free and RoHS compliance

Typical Applications

- Reverse Battery Protection
- Load Switch
- Automotive Front Lighting
- Automotive Body Controllers

SPECIFICATIONS

ABSOLUTE MAXIMUM RATING at Ta = 25°C (Note 1)

| Parameter | Symbol | Value | Unit |
|--|-----------------------------------|-------------|------|
| Drain to Source Voltage | V _{DSS} | -30 | V |
| Gate to Source Voltage | V _{GSS} | ±20 | V |
| Drain Current (DC) | I _D | -82 | A |
| Drain Current (Pulse) PW ≤ 10 μs, duty cycle ≤ 1% | I _{DP} | -246 | A |
| Power Dissipation Tc = 25°C | P _D | 72 | W |
| Operating Junction and Storage Temperature | T _J , T _{stg} | -55 to +175 | °C |
| Avalanche Energy (Single Pulse) (Note 2) | E _{AS} | 130 | mJ |
| Avalanche Current (Note 3) | I _{AV} | -38 | A |

Note 1 : Stresses exceeding those listed in the Maximum Ratings table may damage the device. If any of these limits are exceeded, device functionality should not be assumed, damage may occur and reliability may be affected.

2 : V_{DD} = -15 V, L = 100 μH, I_{AV} = -38 A

3 : L ≤ 100 μH, Single pulse

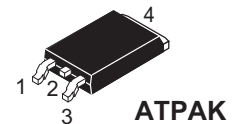
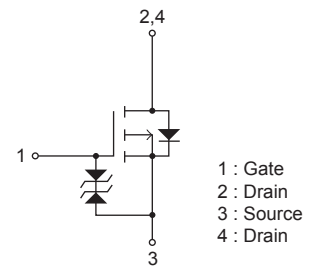
THERMAL RESISTANCE RATINGS

| Parameter | Symbol | Value | Unit |
|---|------------------|-------|------|
| Junction to Case Steady State (Tc = 25°C) | R _{θJC} | 2.0 | °C/W |
| Junction to Ambient (Note 4) | R _{θJA} | 79.6 | °C/W |

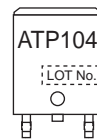
Note 4 : Surface mounted on FR4 board using a 130 mm², 1 oz. Cu pad.

| V _{DSS} | R _{DS(on)} Max | I _D Max |
|------------------|-------------------------|--------------------|
| -30 V | 8.4 mΩ @ -10 V | -82 A |
| | 13.5 mΩ @ -4.5 V | |

ELECTRICAL CONNECTION P-Channel



MARKING



ORDERING INFORMATION

See detailed ordering and shipping information on page 6 of this data sheet.

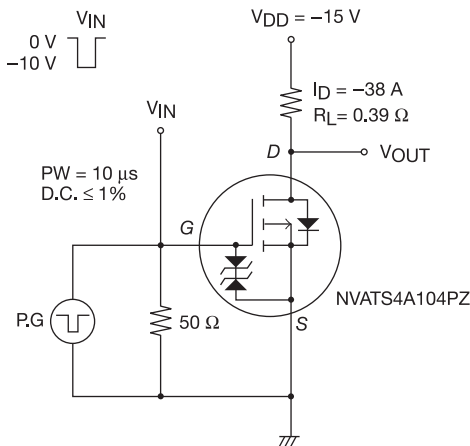
NVATS4A104PZ

ELECTRICAL CHARACTERISTICS at Ta = 25°C (Note 5)

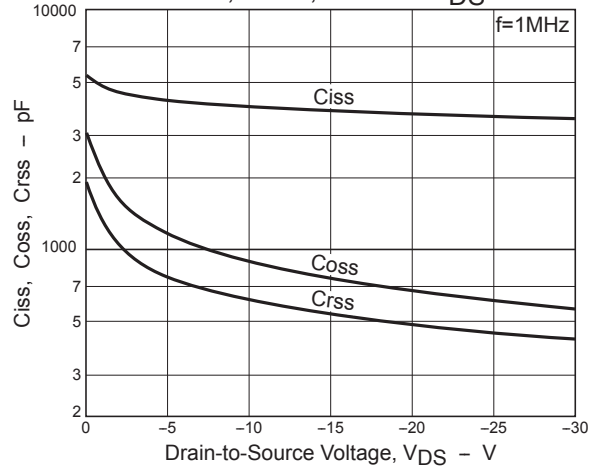
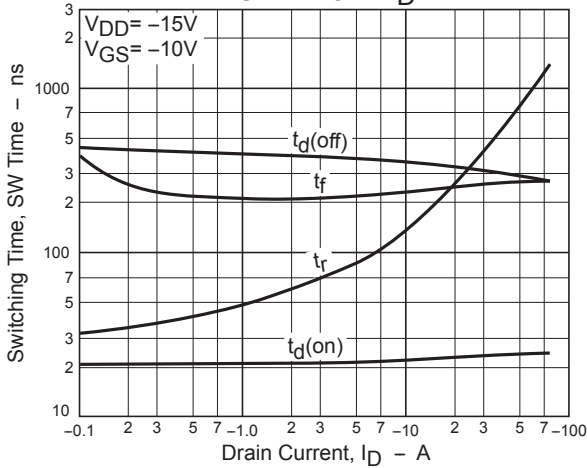
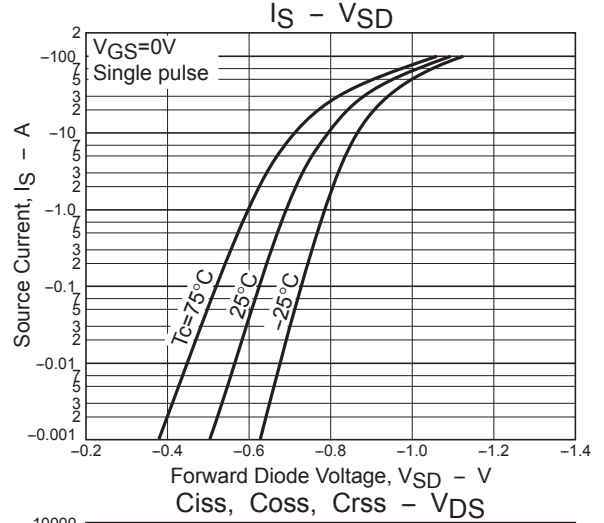
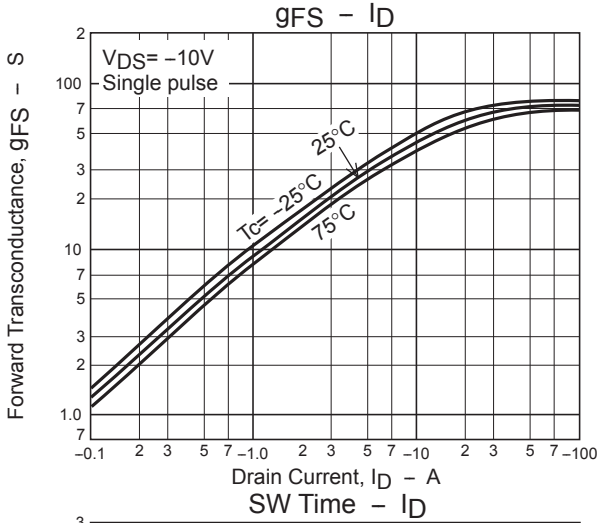
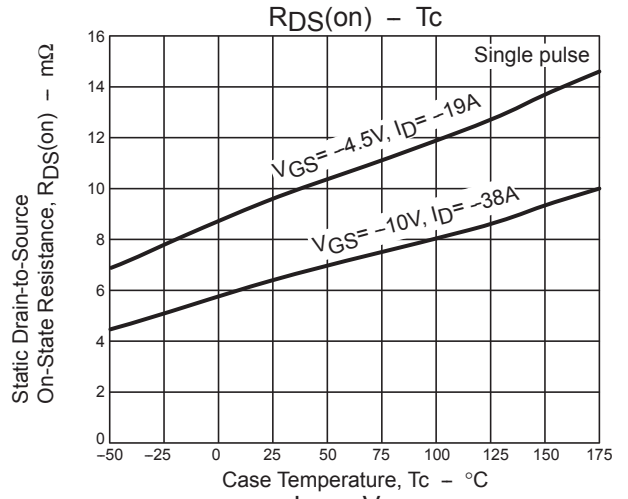
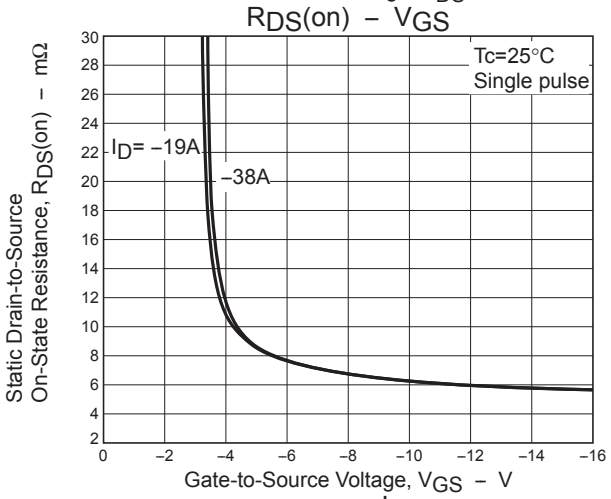
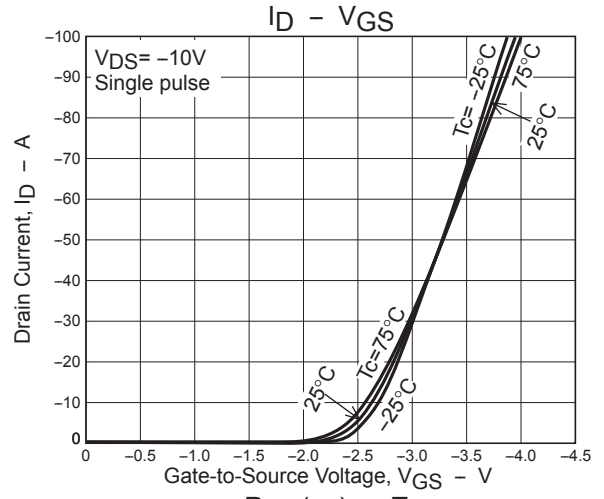
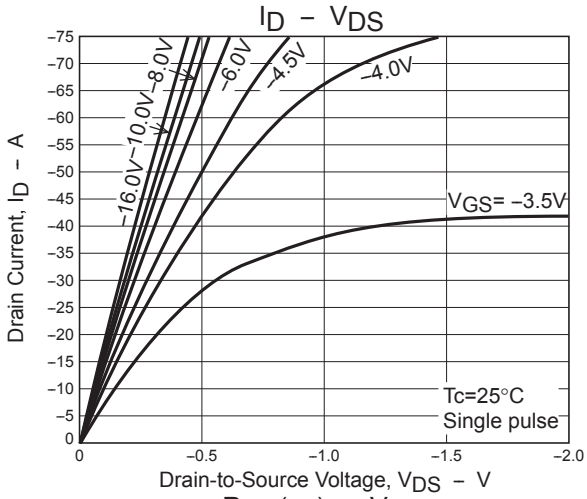
| Parameter | Symbol | Conditions | Value | | | Unit |
|--|----------------------|--|---|-------|-------|------|
| | | | min | typ | max | |
| Drain to Source Breakdown Voltage | V(BR)DSS | I _D = -1 mA, V _{GS} = 0 V | -30 | | | V |
| Zero-Gate Voltage Drain Current | I _{DSS} | V _{DS} = -30 V, V _{GS} = 0 V | | | -1 | μA |
| Gate to Source Leakage Current | I _{GSS} | V _{GS} = ±16 V, V _{DS} = 0 V | | | ±10 | μA |
| Gate Threshold Voltage | V _{GS(th)} | V _{DS} = -10 V, I _D = -1 mA | -1.2 | | -2.6 | V |
| Forward Transconductance | g _{FS} | V _{DS} = -10 V, I _D = -38 A | | 70 | | S |
| Static Drain to Source On-State Resistance | R _{DS(on)1} | I _D = -38 A, V _{GS} = -10 V | | 6.4 | 8.4 | mΩ |
| | R _{DS(on)2} | I _D = -19 A, V _{GS} = -4.5 V | | 9.6 | 13.5 | mΩ |
| Input Capacitance | C _{iss} | V _{DS} = -10 V, f = 1 MHz | | 3,950 | | pF |
| Output Capacitance | C _{oss} | | | 880 | | pF |
| Reverse Transfer Capacitance | C _{rss} | | | 610 | | pF |
| Turn-ON Delay Time | t _{d(on)} | | See Fig.1 | | 24 | |
| Rise Time | t _r | | | 520 | | ns |
| Turn-OFF Delay Time | t _{d(off)} | | | 290 | | ns |
| Fall Time | t _f | | | 260 | | ns |
| Total Gate Charge | Q _g | V _{DS} = -15 V, V _{GS} = -10 V, I _D = -75 A | | 76 | | nC |
| Gate to Source Charge | Q _{gs} | | | 18 | | nC |
| Gate to Drain "Miller" Charge | Q _{gd} | | | 13 | | nC |
| Forward Diode Voltage | V _{SD} | | I _S = -75 A, V _{GS} = 0 V | | -1.02 | -1.5 |

Note 5 : Product parametric performance is indicated in the Electrical Characteristics for the listed test conditions, unless otherwise noted. Product performance may not be indicated by the Electrical Characteristics if operated under different conditions.

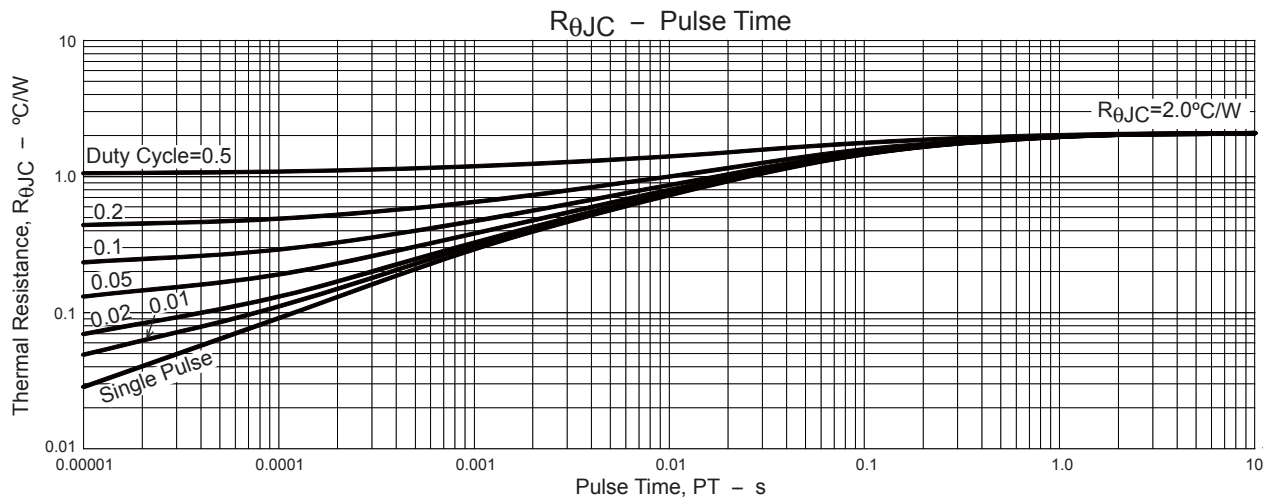
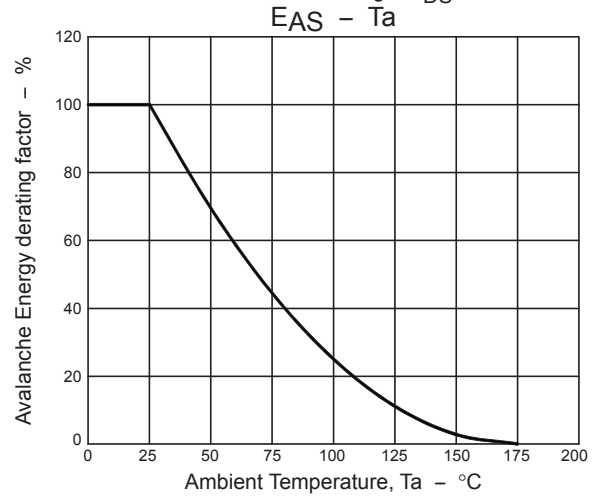
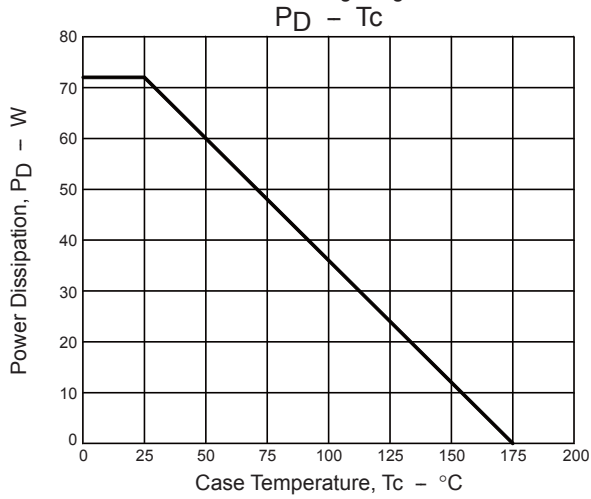
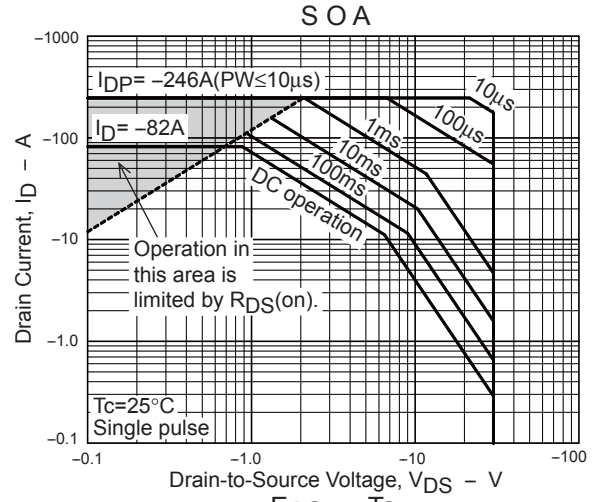
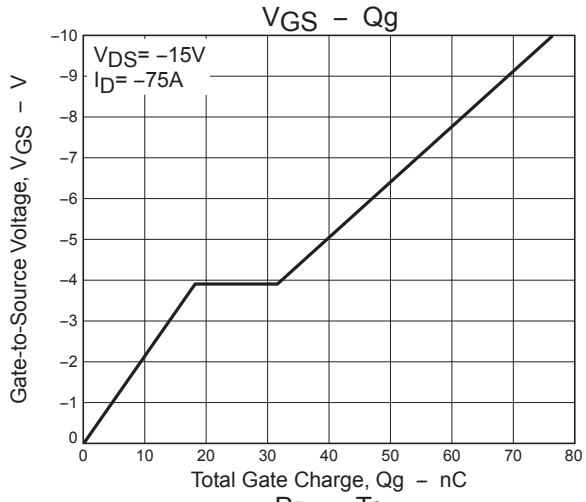
Fig.1 Switching Time Test Circuit



NVATS4A104PZ



NVATS4A104PZ



NVATS4A104PZ

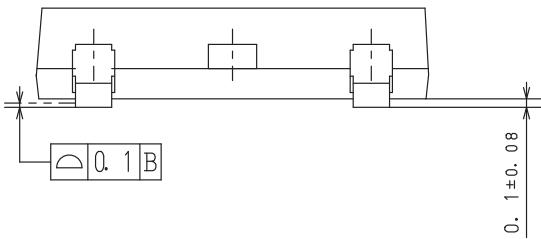
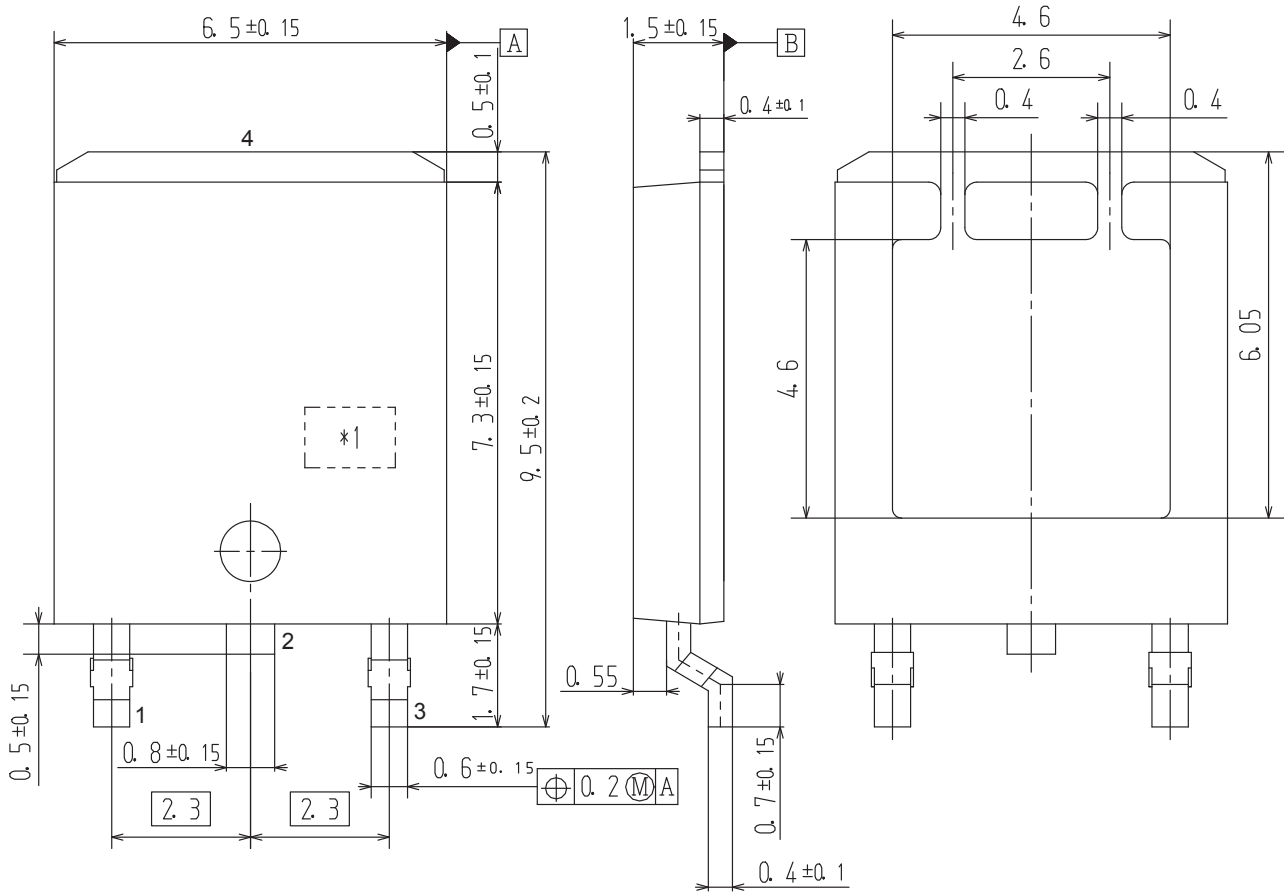
PACKAGE DIMENSIONS

unit : mm

DPAK (Single Gauge) / ATPAK

CASE 369AM

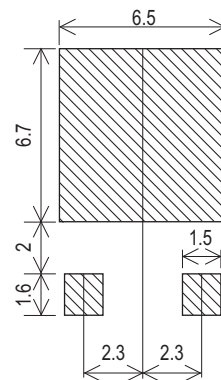
ISSUE O



Pin2 is idle pin with electrical designation only carried

*1: Lot indication

RECOMMENDED SOLDERING FOOTPRINT



- 1 : Gate
- 2 : Drain
- 3 : Source
- 4 : Drain

NVATS4A104PZ

ORDERING INFORMATION

| Device | Marking | Package | Shipping (Qty / Packing) |
|-----------------|---------|--|--------------------------|
| NVATS4A104PZT4G | ATP104 | DPAK(Single Gauge) / ATPAK (Pb-Free / Halogen Free) | 3,000 / Tape & Reel |

† For information on tape and reel specifications, including part orientation and tape sizes, please refer to our Tape and Reel Packaging Specifications Brochure, BRD8011/D. http://www.onsemi.com/pub_link/Collateral/BRD8011-D.PDF

Note on usage : Since the NVATS4A104PZ is a MOSFET product, please avoid using this device in the vicinity of highly charged objects.

ON Semiconductor and the ON Semiconductor logo are trademarks of Semiconductor Components Industries, LLC dba ON Semiconductor or its subsidiaries in the United States and/or other countries. ON Semiconductor owns the rights to a number of patents, trademarks, copyrights, trade secrets, and other intellectual property. A listing of ON Semiconductor's product/patent coverage may be accessed at www.onsemi.com/site/pdf/Patent-Marking.pdf. ON Semiconductor reserves the right to make changes without further notice to any products herein. ON Semiconductor makes no warranty, representation or guarantee regarding the suitability of its products for any particular purpose, nor does ON Semiconductor assume any liability arising out of the application or use of any product or circuit, and specifically disclaims any and all liability, including without limitation special, consequential or incidental damages. Buyer is responsible for its products and applications using ON Semiconductor products, including compliance with all laws, regulations and safety requirements or standards, regardless of any support or applications information provided by ON Semiconductor. "Typical" parameters which may be provided in ON Semiconductor data sheets and/or specifications can and do vary in different applications and actual performance may vary over time. All operating parameters, including "Typicals" must be validated for each customer application by customer's technical experts. ON Semiconductor does not convey any license under its patent rights nor the rights of others. ON Semiconductor products are not designed, intended, or authorized for use as a critical component in life support systems or any FDA Class 3 medical devices or medical devices with a same or similar classification in a foreign jurisdiction or any devices intended for implantation in the human body. Should Buyer purchase or use ON Semiconductor products for any such unintended or unauthorized application, Buyer shall indemnify and hold ON Semiconductor and its officers, employees, subsidiaries, affiliates, and distributors harmless against all claims, costs, damages, and expenses, and reasonable attorney fees arising out of, directly or indirectly, any claim of personal injury or death associated with such unintended or unauthorized use, even if such claim alleges that ON Semiconductor was negligent regarding the design or manufacture of the part. ON Semiconductor is an Equal Opportunity/Affirmative Action Employer. This literature is subject to all applicable copyright laws and is not for resale in any manner.



Стандарт Электрон Связь

Мы молодая и активно развивающаяся компания в области поставок электронных компонентов. Мы поставляем электронные компоненты отечественного и импортного производства напрямую от производителей и с крупнейших складов мира.

Благодаря сотрудничеству с мировыми поставщиками мы осуществляем комплексные и плановые поставки широчайшего спектра электронных компонентов.

Собственная эффективная логистика и склад в обеспечивает надежную поставку продукции в точно указанные сроки по всей России.

Мы осуществляем техническую поддержку нашим клиентам и предпродажную проверку качества продукции. На все поставляемые продукты мы предоставляем гарантию .

Осуществляем поставки продукции под контролем ВП МО РФ на предприятия военно-промышленного комплекса России , а также работаем в рамках 275 ФЗ с открытием отдельных счетов в уполномоченном банке. Система менеджмента качества компании соответствует требованиям ГОСТ ISO 9001.

Минимальные сроки поставки, гибкие цены, неограниченный ассортимент и индивидуальный подход к клиентам являются основой для выстраивания долгосрочного и эффективного сотрудничества с предприятиями радиоэлектронной промышленности, предприятиями ВПК и научно-исследовательскими институтами России.

С нами вы становитесь еще успешнее!

Наши контакты:

Телефон: +7 812 627 14 35

Электронная почта: sales@st-electron.ru

Адрес: 198099, Санкт-Петербург,
Промышленная ул, дом № 19, литера Н,
помещение 100-Н Офис 331