

New!

NPCAP™-PSK Series

- Super low ESR, high ripple current capability
- Downsized from PSE series (φ6.3×8L to φ5×8L)
- Longer life (5,000 hours at 105°C)
- ESR after endurance is specified within the initial spec
- RoHS Compliant
- Halogen Free



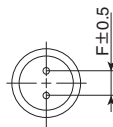
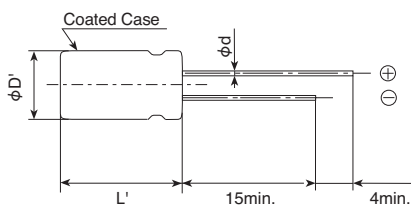
◆ SPECIFICATIONS

| Items | Characteristics | | | | | | | | | | |
|--|---|------------|-----------------------|--------------------|-----------------------------|--------------|-------------------------------|-----|-------------------------------|-----------------|-------------------------------|
| Category | | | | | | | | | | | |
| Temperature Range | -55 to +105°C | | | | | | | | | | |
| Rated Voltage Range | 2.5V _{dc} | | | | | | | | | | |
| Capacitance Tolerance | ±20% (M) (at 20°C, 120Hz) | | | | | | | | | | |
| Surge Voltage | Rated voltage(V) × 1.15 (at 105°C) | | | | | | | | | | |
| Leakage Current* ^{Note} | 500μA max. (at 20°C after 2 minutes) | | | | | | | | | | |
| Dissipation Factor (tan δ) | 0.10 max. (at 20°C, 120Hz) | | | | | | | | | | |
| Low Temperature Characteristics (Max. Impedance Ratio) | Z(-25°C)/Z(+20°C) ≤ 1.15 Z(-55°C)/Z(+20°C) ≤ 1.25 (at 100kHz) | | | | | | | | | | |
| Endurance | The following specifications shall be satisfied when the capacitors are restored to 20°C after the rated voltage is applied for 5,000 hours at 105°C. | | | | | | | | | | |
| | <table border="1"> <tr> <td>Appearance</td> <td>No significant damage</td> </tr> <tr> <td>Capacitance change</td> <td>≤ ±20% of the initial value</td> </tr> <tr> <td>D.F. (tan δ)</td> <td>≤ The initial specified value</td> </tr> <tr> <td>ESR</td> <td>≤ The initial specified value</td> </tr> <tr> <td>Leakage current</td> <td>≤ The initial specified value</td> </tr> </table> | Appearance | No significant damage | Capacitance change | ≤ ±20% of the initial value | D.F. (tan δ) | ≤ The initial specified value | ESR | ≤ The initial specified value | Leakage current | ≤ The initial specified value |
| Appearance | No significant damage | | | | | | | | | | |
| Capacitance change | ≤ ±20% of the initial value | | | | | | | | | | |
| D.F. (tan δ) | ≤ The initial specified value | | | | | | | | | | |
| ESR | ≤ The initial specified value | | | | | | | | | | |
| Leakage current | ≤ The initial specified value | | | | | | | | | | |
| Bias Humidity Test | The following specifications shall be satisfied when the capacitors are restored to 20°C after subjecting them to DC voltage at 60°C, 90 to 95% RH for 1,000 hours. | | | | | | | | | | |
| | <table border="1"> <tr> <td>Appearance</td> <td>No significant damage</td> </tr> <tr> <td>Capacitance change</td> <td>≤ ±20% of the initial value</td> </tr> <tr> <td>D.F. (tan δ)</td> <td>≤ The initial specified value</td> </tr> <tr> <td>ESR</td> <td>≤ The initial specified value</td> </tr> <tr> <td>Leakage current</td> <td>≤ The initial specified value</td> </tr> </table> | Appearance | No significant damage | Capacitance change | ≤ ±20% of the initial value | D.F. (tan δ) | ≤ The initial specified value | ESR | ≤ The initial specified value | Leakage current | ≤ The initial specified value |
| Appearance | No significant damage | | | | | | | | | | |
| Capacitance change | ≤ ±20% of the initial value | | | | | | | | | | |
| D.F. (tan δ) | ≤ The initial specified value | | | | | | | | | | |
| ESR | ≤ The initial specified value | | | | | | | | | | |
| Leakage current | ≤ The initial specified value | | | | | | | | | | |
| Surge Voltage Test | The capacitors shall be subjected to 1,000 cycles each consisting of charge with the surge voltage specified at 105°C for 30 seconds through a protective resistor (R=1kΩ) and discharge for 5 minutes 30 seconds. | | | | | | | | | | |
| | <table border="1"> <tr> <td>Appearance</td> <td>No significant damage</td> </tr> <tr> <td>Capacitance change</td> <td>≤ ±20% of the initial value</td> </tr> <tr> <td>D.F. (tan δ)</td> <td>≤ The initial specified value</td> </tr> <tr> <td>ESR</td> <td>≤ The initial specified value</td> </tr> <tr> <td>Leakage current</td> <td>≤ The initial specified value</td> </tr> </table> | Appearance | No significant damage | Capacitance change | ≤ ±20% of the initial value | D.F. (tan δ) | ≤ The initial specified value | ESR | ≤ The initial specified value | Leakage current | ≤ The initial specified value |
| Appearance | No significant damage | | | | | | | | | | |
| Capacitance change | ≤ ±20% of the initial value | | | | | | | | | | |
| D.F. (tan δ) | ≤ The initial specified value | | | | | | | | | | |
| ESR | ≤ The initial specified value | | | | | | | | | | |
| Leakage current | ≤ The initial specified value | | | | | | | | | | |
| Failure Rate | 0.5% per 1,000 hours maximum (Confidence level 60% at 105°C) | | | | | | | | | | |

*Note : If any doubt arises, measure the leakage current after the following voltage treatment.
Voltage treatment : DC rated voltage is applied to the capacitors for 120 minutes at 105°C.

◆ DIMENSIONS [mm]

- Terminal Code : E



| Size code | E08 |
|-----------|------------|
| φD | 5.0 |
| φd | 0.45 |
| F | 2.0 |
| φD' | φD+0.5max. |
| L' | L+1.0max. |

◆ MARKING

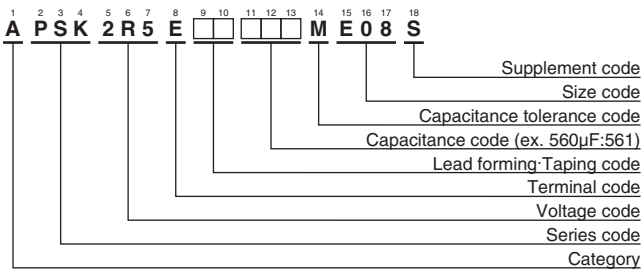
EX) 2.5V560μF



New!

NPCAP™-PSK Series

◆PART NUMBERING SYSTEM



Please refer to "Product code guide (conductive polymer type)"

◆STANDARD RATINGS

| WV(Vdc) | Cap(µF) | Case size φD×L (mm) | ESR (mΩ max./20°C, 100k to 300kHz) | Rated ripple current (mArms/105°C, 100kHz) | Part No. |
|---------|---------|------------------------|---------------------------------------|---|--------------------|
| 2.5 | 220 | 5×8 | 7 | 4,350 | APSK2R5E□□221ME08S |
| | 330 | 5×8 | 7 | 4,350 | APSK2R5E□□331ME08S |
| | 470 | 5×8 | 7 | 4,350 | APSK2R5E□□471ME08S |
| | 560 | 5×8 | 7 | 4,350 | APSK2R5E□□561ME08S |

□□ : Enter the appropriate lead forming or taping code.



**Стандарт
Электрон
Связь**

Мы молодая и активно развивающаяся компания в области поставок электронных компонентов. Мы поставляем электронные компоненты отечественного и импортного производства напрямую от производителей и с крупнейших складов мира.

Благодаря сотрудничеству с мировыми поставщиками мы осуществляем комплексные и плановые поставки широчайшего спектра электронных компонентов.

Собственная эффективная логистика и склад в обеспечивает надежную поставку продукции в точно указанные сроки по всей России.

Мы осуществляем техническую поддержку нашим клиентам и предпродажную проверку качества продукции. На все поставляемые продукты мы предоставляем гарантию .

Осуществляем поставки продукции под контролем ВП МО РФ на предприятия военно-промышленного комплекса России , а также работаем в рамках 275 ФЗ с открытием отдельных счетов в уполномоченном банке. Система менеджмента качества компании соответствует требованиям ГОСТ ISO 9001.

Минимальные сроки поставки, гибкие цены, неограниченный ассортимент и индивидуальный подход к клиентам являются основой для выстраивания долгосрочного и эффективного сотрудничества с предприятиями радиоэлектронной промышленности, предприятиями ВПК и научно-исследовательскими институтами России.

С нами вы становитесь еще успешнее!

Наши контакты:

Телефон: +7 812 627 14 35

Электронная почта: sales@st-electron.ru

Адрес: 198099, Санкт-Петербург,
Промышленная ул, дом № 19, литера Н,
помещение 100-Н Офис 331