



SMT Current Sense Transformers

EP 10 Core

Series/Type: **B78419**

Date: 2015-11-25

© EPCOS AG 2015. Reproduction, publication and dissemination of this publication, enclosures hereto and the information contained therein without EPCOS' prior express consent is prohibited.

EPCOS AG is a TDK Group Company.

SMT Current Sense Transformers

EP 10 Core

B78419

Construction

- Ferrite core
- Primary winding: frame molded in
- Secondary winding: copper wire
- Creepage distance $N_p/(N_s, \text{core})$ 6 mm
- Clearance distance N_p/N_s (CuL) 3.5 mm
- Clearance distance N_p/core 5.3 mm
- Plastic bobbin (UL94-V0, CTI ≥ 175)



Features

- Very low DC resistance
- Different turn ratios
- Small SMD package
- RoHS compatible
- Qualified to AEC-Q200
- Design complies with IEC 61558-2-16 (Basic insulation, working voltage rms 500 V)
- Insulation distances in compliance with IEC 60664 (Basic insulation, working voltage rms 500 V)

Applications

- Switch-mode power supplies
- Feedback control
- Overload sensing
- Load drop/shut down detection

Terminals

- L-Pins

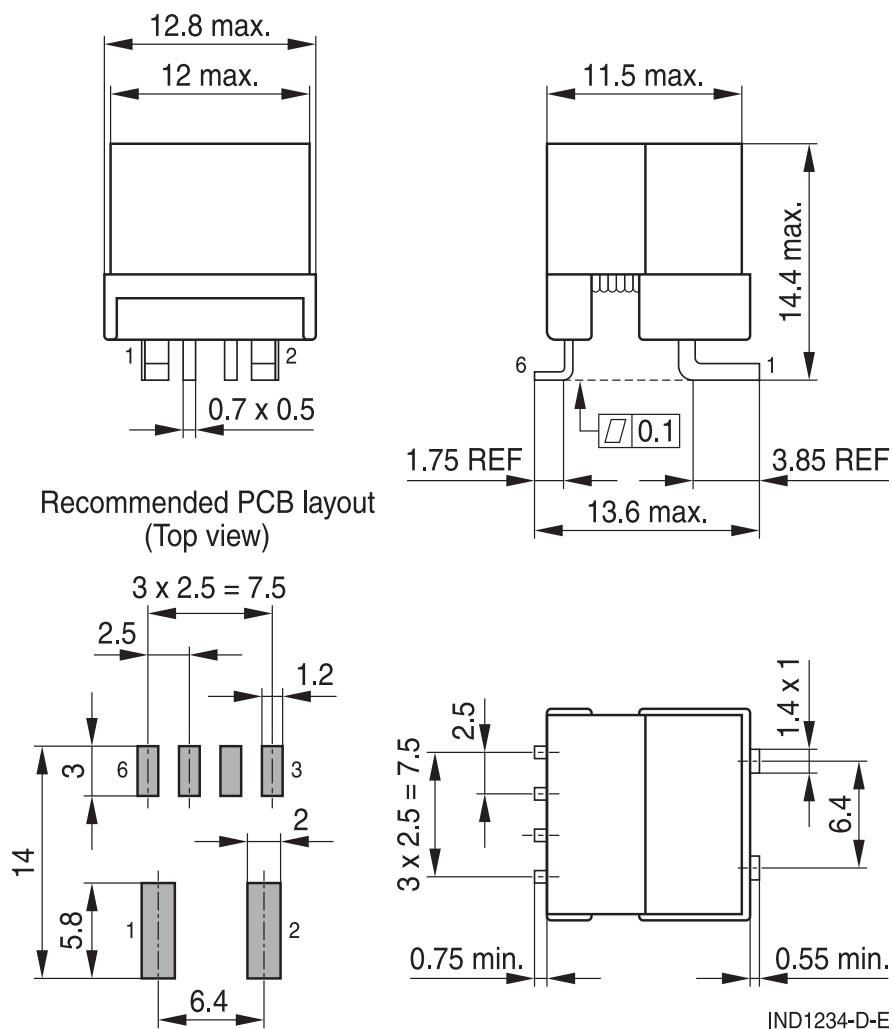
Marking

- Product brand, middle block of ordering code, date code, pin 1 marker, production place identification code

Delivery mode and packing unit

- Blister tape
- Packing unit 200 pcs

Dimensional drawing

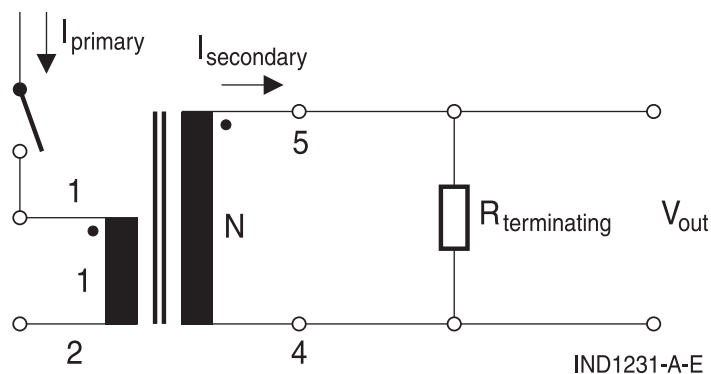


SMT Current Sense Transformers

EP 10 Core

B78419

Application circuit and pinning



Technical data and measuring conditions

Typical Frequency range	50 ... 250 kHz
High Voltage	2400 V AC, 50 Hz, 1 s (winding to winding) Type test 60 s
Inductance L (5-4)	Measured at 20 kHz, 10 mV, 25°C
DC resistance R_{max} (1-2)	Measured at 25°C
DC resistance R_{max} (5-4)	Measured at 25°C
Sensed current: $I_{prim,RMS}$	The max. primary current of 30 A causes approx. +40 °C temperature rise
Couple capacitance C_p (1-5)	Measured at 10 kHz, 1 V, 25°C
Resistance to reflow soldering heat	In accordance with JEDEC J-STD-020D +245 °C for 20 seconds
Operating temperature range	-40 °C ... +150 °C (component)
Pollution degree	P2 (to IEC 61558-1, 60664)
Insulation thermal class	155°C (F) (to IEC 60085)
Weight	Approx. 5 g

SMT Current Sense Transformers

EP 10 Core

B78419

$$B_{\max} = \frac{V_{\text{out,max}} \times \delta_{\max}}{N_s \times A_e \times f_{\text{osc}}}$$

With:

B_{\max} Maximum magnetic flux density in the ferrite core of the current sense transformer

$V_{\text{out,max}}$ Maximum output voltage of the measurement signal

δ_{\max} Maximum duty cycle

N_s Number of turns of the secondary winding of the current sense transformer

A_e Effective magnetic area of the ferrite core

f_{osc} Operating frequency of the switching operator IC

Typical value for A_e : $10.7 \times 10^{-6} \text{ m}^2$

Typical B_{\max} : $< 220 \text{ mT}$

$$R_T = \frac{V_{\text{out,max}} \times N_s}{I_{\text{prim,max}}}$$

With:

R_T Resistance of burden resistor

$V_{\text{out,max}}$ Maximum output voltage of the measurement signal

N_s Number of turns on the secondary side of the CST

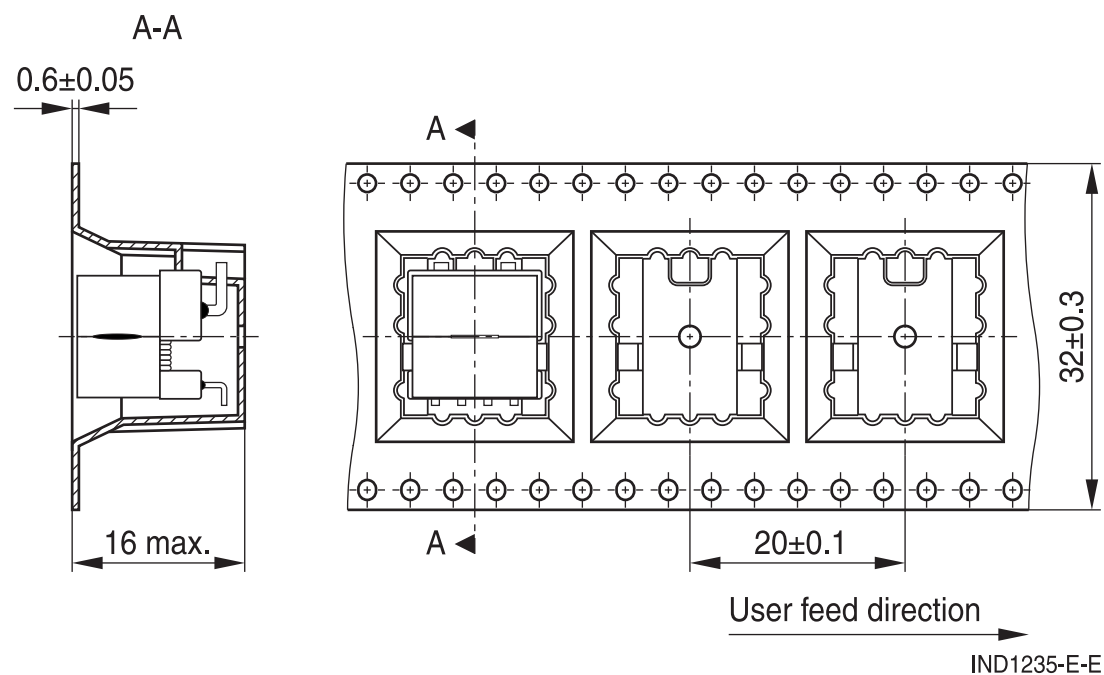
$I_{\text{prim,max}}$ Maximum primary current (peak current)

Characteristics and ordering codes

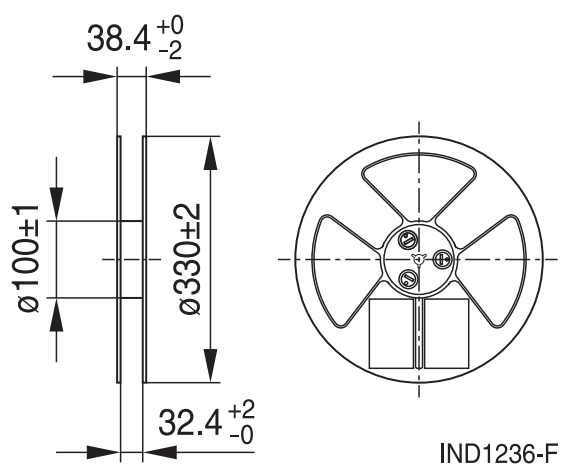
L_{\min} (5-4)	Turns Ratio	Voltage- time product +120°C	C_p	R_{\max} (1-2)	R_{\max} (4-5)	Recommended R_T	Ordering Code
mH	$N_p : N_s$	$V \cdot \mu\text{s}$	pF	mΩ	Ω	Ω	
1.7	1:50	117	4	0.5	1.5	50	B78419A2288A003
3.0	1:70	164	4	0.5	2.1	70	B78419A2289A003
7.0	1:100	235	4	0.5	3.1	100	B78419A2251A003
11.0	1:125	294	4	0.5	4.0	125	B78419A2290A003
25.0	1:180	423	4	0.5	7.4	180	B78419A2271A003

Taping and packing

Blister tape



Reel



Cautions and warnings

- Please note the recommendations in our Inductors data book (latest edition) and in the data sheets.
 - Particular attention should be paid to the derating curves given there.
 - The soldering conditions should also be observed. Temperatures quoted in relation to wave soldering refer to the pin, not the housing.
- If the components are to be washed varnished it is necessary to check whether the washing varnish agent that is used has a negative effect on the wire insulation, any plastics that are used, or on glued joints. In particular, it is possible for washing varnish agent residues to have a negative effect in the long-term on wire insulation. Washing processes may damage the product due to the possible static or cyclic mechanical loads (e.g. ultrasonic cleaning). They may cause cracks to develop on the product and its parts, which might lead to reduced reliability or lifetime.
- The following points must be observed if the components are potted in customer applications:
 - Many potting materials shrink as they harden. They therefore exert a pressure on the plastic housing or core. This pressure can have a deleterious effect on electrical properties, and in extreme cases can damage the core or plastic housing mechanically.
 - It is necessary to check whether the potting material used attacks or destroys the wire insulation, plastics or glue.
 - The effect of the potting material can change the high-frequency behaviour of the components.
- Ferrites are sensitive to direct impact. This can cause the core material to flake, or lead to breakage of the core.
- Even for customer-specific products, conclusive validation of the component in the circuit can only be carried out by the customer.

Display of ordering codes for EPCOS products

The ordering code for one and the same EPCOS product can be represented differently in data sheets, data books, other publications, on the EPCOS website, or in order-related documents such as shipping notes, order confirmations and product labels. **The varying representations of the ordering codes are due to different processes employed and do not affect the specifications of the respective products.** Detailed information can be found on the Internet under www.epcos.com/orderingcodes

Important notes

The following applies to all products named in this publication:

1. Some parts of this publication contain **statements about the suitability of our products for certain areas of application**. These statements are based on our knowledge of typical requirements that are often placed on our products in the areas of application concerned. We nevertheless expressly point out **that such statements cannot be regarded as binding statements about the suitability of our products for a particular customer application**. As a rule, EPCOS is either unfamiliar with individual customer applications or less familiar with them than the customers themselves. For these reasons, it is always ultimately incumbent on the customer to check and decide whether an EPCOS product with the properties described in the product specification is suitable for use in a particular customer application.
2. We also point out that **in individual cases, a malfunction of electronic components or failure before the end of their usual service life cannot be completely ruled out in the current state of the art, even if they are operated as specified**. In customer applications requiring a very high level of operational safety and especially in customer applications in which the malfunction or failure of an electronic component could endanger human life or health (e.g. in accident prevention or life-saving systems), it must therefore be ensured by means of suitable design of the customer application or other action taken by the customer (e.g. installation of protective circuitry or redundancy) that no injury or damage is sustained by third parties in the event of malfunction or failure of an electronic component.
3. **The warnings, cautions and product-specific notes must be observed.**
4. In order to satisfy certain technical requirements, **some of the products described in this publication may contain substances subject to restrictions in certain jurisdictions (e.g. because they are classed as hazardous)**. Useful information on this will be found in our Material Data Sheets on the Internet (www.epcos.com/material). Should you have any more detailed questions, please contact our sales offices.
5. We constantly strive to improve our products. Consequently, **the products described in this publication may change from time to time**. The same is true of the corresponding product specifications. Please check therefore to what extent product descriptions and specifications contained in this publication are still applicable before or when you place an order. We also **reserve the right to discontinue production and delivery of products**. Consequently, we cannot guarantee that all products named in this publication will always be available. The aforementioned does not apply in the case of individual agreements deviating from the foregoing for customer-specific products.
6. Unless otherwise agreed in individual contracts, **all orders are subject to the current version of the "General Terms of Delivery for Products and Services in the Electrical Industry" published by the German Electrical and Electronics Industry Association (ZVEI)**.
7. The trade names EPCOS, Alu-X, CeraDiode, CeraLink, CeraPad, CeraPlas, CSMP, CSSP, CTVS, DeltaCap, DigiSiMic, DSSP, ExoCore, FilterCap, FormFit, LeaXield, MiniBlue, MiniCell, MKD, MKK, MotorCap, PCC, PhaseCap, PhaseCube, PhaseMod, PhiCap, PQSine, SIFERRIT, SIFI, SIKOREL, SilverCap, SIMDAD, SiMic, SIMID, SineFormer, SIOV, SIP5D, SIP5K, TFAP, ThermoFuse, WindCap are **trademarks registered or pending** in Europe and in other countries. Further information will be found on the Internet at www.epcos.com/trademarks.

Mouser Electronics

Authorized Distributor

Click to View Pricing, Inventory, Delivery & Lifecycle Information:

[EPCOS / TDK:](#)

[B78419A2289A003](#) [B78419A2251A003](#) [B78419A2271A003](#) [B78419A2290A003](#) [B78419A2288A003](#)



**Стандарт
Электрон
Связь**

Мы молодая и активно развивающаяся компания в области поставок электронных компонентов. Мы поставляем электронные компоненты отечественного и импортного производства напрямую от производителей и с крупнейших складов мира.

Благодаря сотрудничеству с мировыми поставщиками мы осуществляем комплексные и плановые поставки широчайшего спектра электронных компонентов.

Собственная эффективная логистика и склад в обеспечивает надежную поставку продукции в точно указанные сроки по всей России.

Мы осуществляем техническую поддержку нашим клиентам и предпродажную проверку качества продукции. На все поставляемые продукты мы предоставляем гарантию .

Осуществляем поставки продукции под контролем ВП МО РФ на предприятия военно-промышленного комплекса России , а также работаем в рамках 275 ФЗ с открытием отдельных счетов в уполномоченном банке. Система менеджмента качества компании соответствует требованиям ГОСТ ISO 9001.

Минимальные сроки поставки, гибкие цены, неограниченный ассортимент и индивидуальный подход к клиентам являются основой для выстраивания долгосрочного и эффективного сотрудничества с предприятиями радиоэлектронной промышленности, предприятиями ВПК и научно-исследовательскими институтами России.

С нами вы становитесь еще успешнее!

Наши контакты:

Телефон: +7 812 627 14 35

Электронная почта: sales@st-electron.ru

Адрес: 198099, Санкт-Петербург,
Промышленная ул, дом № 19, литера Н,
помещение 100-Н Офис 331