

F38 Series



Conductive Polymer, Miniature, Undertab



FEATURES

- Compliant to the RoHS2 directive 2011/65/EU
- SMD facedown
- Small and low profile

APPLICATIONS

- Smartphone
- Tablet PC
- Wireless module
- Portable game

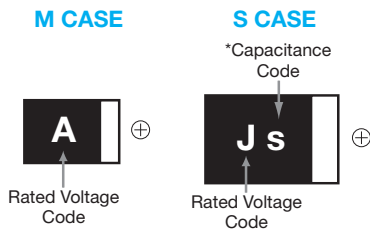


CASE DIMENSIONS: millimeters (inches)

Code	L	W ₁	W ₂	H	S ₁	S ₂
M	1.60 ^{+0.20} _{-0.10} (0.063 ^{+0.008} _{-0.004})	0.85 ^{+0.20} _{-0.10} (0.033 ^{+0.008} _{-0.004})	0.65±0.10 (0.026±0.004)	0.80±0.10 [*] (0.031±0.004)	0.50±0.10 (0.020±0.004)	0.60±0.10 (0.024±0.004)
S	2.00 ^{+0.20} _{-0.10} (0.079 ^{+0.008} _{-0.004})	1.25 ^{+0.20} _{-0.10} (0.049 ^{+0.008} _{-0.004})	0.90±0.10 (0.035±0.004)	0.80±0.10 (0.031±0.004)	0.50±0.10 (0.020±0.004)	1.00±0.10 (0.039±0.004)

*1 F380J476MMAAXE: 1.0mm Max.

MARKING



HOW TO ORDER

F38 | **1A** | **225** | **M** | **M** | |

Type | **Rated Voltage** | **Capacitance Code** | **Tolerance** | **Case Size** | **Packaging** | **Special Code**

pF code: 1st two digits represent significant figures, 3rd digit represents multiplier (number of zeros to follow)

M = ±20%

Reel Dia (φ180)	Tape Width (mm)
A	8

AXE = Rated temperature 60°C and H dimension 1.0mm Max.
LZT = Rated temperature 60°C only

TECHNICAL SPECIFICATIONS

Category Temperature Range:	-55 to +105°C
Rated Temperature:	+85°C (*2)
Capacitance Tolerance:	±20% at 120Hz
Dissipation Factor:	Refer to next page (120Hz)
ESR 100kHz:	Refer to next page (120Hz)
Leakage Current:	Refer to next page At 20°C after application of rated voltage for 5 minutes Provided that: After 5 minute's application of rated voltage, leakage current at 105°C 10 times or less than 20°C specified value.

*2 F380J476MMAAXE: Rated temperature +60°C Surge, endurance test temperature +60°C



F38 Series



Conductive Polymer, Miniature, Undertab

CAPACITANCE AND RATED VOLTAGE RANGE (LETTER DENOTES CASE SIZE)

Capacitance		Rated Voltage			*Cap Code
µF	Code	4V (0G)	6.3V (0J)	10V (1A)	
2.2	225			M	-
4.7	475			M	-
10	106		M	M	a
22	226		M/S	S	j
33	336		M**/S		n
47	476		M ⁴ /S		s
68	686		S**		w
100	107	S*			A

Available Ratings

*Codes under development – subject to change

⁴ Rated temperature 60°C and H dimension 1.0mm Max only. Please contact AVX when you need detail spec.

**Rated temperature 60°C only. Please contact AVX when you need detail spec.

Please contact to your local AVX sales office when these series are being designed in your application.

RATINGS & PART NUMBER REFERENCE

AVX Part No.	Case Size	Capacitance (µF)	Rated Voltage (V)	Leakage Current (µA)	DF (%) @ 120Hz	ESR (mΩ) @ 100kHz	100kHz RMS Current (mA) 20°C	*3 ΔC/C (%)
6.3 Volt								
F380J106MMA	M	10	6.3	10.0	8	500	224	*
F380J226MMA	M	22	6.3	13.9	10	500	224	*
F380J226MSA	S	22	6.3	13.9	10	200	474	*
F380J336MMALZT	M	33	6.3	41.6	10	500	224	*
F380J336MSA	S	33	6.3	20.8	10	200	474	*
F380J476MMAAXE ⁴	M	47	6.3	59.2	10	500	224	*
F380J476MSA	S	47	6.3	29.6	10	200	474	*
F380J686MSALZT	S	68	6.3	86.0	10	200	474	*
10 Volt								
F381A225MMA	M	2.2	10	10.0	6	500	224	*
F381A475MMA	M	4.7	10	10.0	6	500	224	*
F381A106MMA	M	10	10	10.0	15	500	224	*
F381A226MSA	S	22	10	22.0	10	200	474	*

3: ΔC/C Marked “”

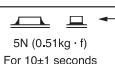
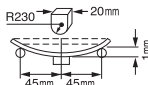
Item	All Case (%)
Damp Heat, steady state	-20 to +30
Rapid change of temperature	±20
Resistance soldering heat	±20
Surge	±20
Endurance	±20

THE CORELATIONS AMONG RATED VOLTAGE, SURGE VOLTAGE AND DERATED VOLTAGE

	F38 (Standard)	F38-AXE
Rated Voltage (V)	6.3	10
60°C Surge Voltage (V)	-	8
85°C Surge Voltage (V)	8	13
85°C Derated Voltage (V)	-	4.5
105°C Derated Voltage (V)	5	3.3



QUALIFICATION TABLE

TEST	F38 series (Temperature range -55°C to +105°C)	
	Condition	
Damp Heat (Steady State)	At 40°C, 90 to 95% R.H., 500 hours (No voltage applied) Capacitance Change Refer to page 123 (*3) Dissipation Factor 200% or less of initial specified value Leakage Current 300% or less of Initial specified value	
Temperature Cycles	At -55°C / +105°C, 30 minutes each, 5 cycles Capacitance Change Refer to page 123 (*3) Dissipation Factor 200% or less of initial specified value Leakage Current 400% or less of initial specified value	
Resistance to Soldering Heat	10 seconds reflow at 240°C Capacitance Change Refer to page 123 (*3) Dissipation Factor 200% or less of initial specified value Leakage Current 300% or less of initial specified value	
Surge	After application of surge voltage in series with a 1kΩ resistor at the rate of 30 seconds ON, 30 seconds OFF, for 1000 successive test cycles at 85°C (*2), capacitors shall meet the characteristic requirements in the table above. Capacitance Change Refer to page 123 (*3) Dissipation Factor 200% or less of initial specified value Leakage Current 300% or less of initial specified value	
Endurance	After 1000 hours' application of rated voltage in series with a 3Ω resistor at 85°C (*2), capacitors shall meet the characteristic requirements in the table above. Capacitance Change Refer to page 123 (*3) Dissipation Factor 200% or less of initial specified value Leakage Current 400% or less of initial specified value	
Shear Test	After applying the pressure load of 5N for 10±1 seconds horizontally to the center of capacitor side body which has no electrode and has been soldered beforehand on a substrate, there shall be found neither exfoliation nor its sign at the terminal electrode.	
Terminal Strength	Keeping a capacitor surface-mounted on a substrate upside down and supporting the substrate at both of the opposite bottom points 45mm apart from the center of capacitor, the pressure strength is applied with a specified jig at the center of substrate so that the substrate may bend by 1mm as illustrated. Then, there shall be found no remarkable abnormality on the capacitor terminals.	

*2 F380J476MMAAXE: Rated temperature +60°C Surge, endurance test temperature +60°C

NOTICE: DESIGN, SPECIFICATIONS ARE SUBJECT TO CHANGE WITHOUT NOTICE.



Стандарт Электрон Связь

Мы молодая и активно развивающаяся компания в области поставок электронных компонентов. Мы поставляем электронные компоненты отечественного и импортного производства напрямую от производителей и с крупнейших складов мира.

Благодаря сотрудничеству с мировыми поставщиками мы осуществляем комплексные и плановые поставки широчайшего спектра электронных компонентов.

Собственная эффективная логистика и склад в обеспечивает надежную поставку продукции в точно указанные сроки по всей России.

Мы осуществляем техническую поддержку нашим клиентам и предпродажную проверку качества продукции. На все поставляемые продукты мы предоставляем гарантию .

Осуществляем поставки продукции под контролем ВП МО РФ на предприятия военно-промышленного комплекса России , а также работаем в рамках 275 ФЗ с открытием отдельных счетов в уполномоченном банке. Система менеджмента качества компании соответствует требованиям ГОСТ ISO 9001.

Минимальные сроки поставки, гибкие цены, неограниченный ассортимент и индивидуальный подход к клиентам являются основой для выстраивания долгосрочного и эффективного сотрудничества с предприятиями радиоэлектронной промышленности, предприятиями ВПК и научно-исследовательскими институтами России.

С нами вы становитесь еще успешнее!

Наши контакты:

Телефон: +7 812 627 14 35

Электронная почта: sales@st-electron.ru

Адрес: 198099, Санкт-Петербург,
Промышленная ул, дом № 19, литера Н,
помещение 100-Н Офис 331