

F38 Series



Conductive Polymer, Miniature, Undertab



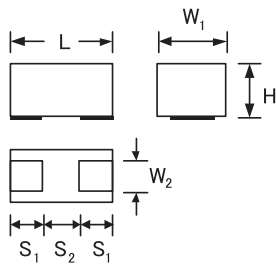
FEATURES

- Compliant to the RoHS2 directive 2011/65/EU
- SMD facedown
- Small and low profile



APPLICATIONS

- Smartphone
- Tablet PC
- Wireless module
- Portable game

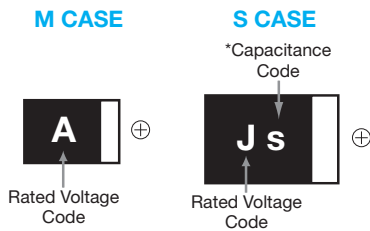


CASE DIMENSIONS: millimeters (inches)

| Code | L | W ₁ | W ₂ | H | S ₁ | S ₂ |
|------|--|--|----------------------------|---|----------------------------|----------------------------|
| M | 1.60 ^{+0.20} _{-0.10} (0.063 ^{+0.008} _{-0.004}) | 0.85 ^{+0.20} _{-0.10} (0.033 ^{+0.008} _{-0.004}) | 0.65±0.10 (0.026±0.004) | 0.80±0.10 [*] (0.031±0.004) | 0.50±0.10 (0.020±0.004) | 0.60±0.10 (0.024±0.004) |
| S | 2.00 ^{+0.20} _{-0.10} (0.079 ^{+0.008} _{-0.004}) | 1.25 ^{+0.20} _{-0.10} (0.049 ^{+0.008} _{-0.004}) | 0.90±0.10 (0.035±0.004) | 0.80±0.10 (0.031±0.004) | 0.50±0.10 (0.020±0.004) | 1.00±0.10 (0.039±0.004) |

*1 F380J476MMAAXE: 1.0mm Max.

MARKING



HOW TO ORDER

F38 | **1A** | **225** | **M** | **M** | |

Type | **Rated Voltage** | **Capacitance Code** | **Tolerance** | **Case Size** | **Packaging** | **Special Code**

pF code: 1st two digits represent significant figures, 3rd digit represents multiplier (number of zeros to follow)

M = ±20%

| | |
|-----------------|-----------------|
| Reel Dia (φ180) | Tape Width (mm) |
| A | 8 |

AXE = Rated temperature 60°C and H dimension 1.0mm Max.
LZT = Rated temperature 60°C only

TECHNICAL SPECIFICATIONS

| | |
|-----------------------------|--|
| Category Temperature Range: | -55 to +105°C |
| Rated Temperature: | +85°C (*2) |
| Capacitance Tolerance: | ±20% at 120Hz |
| Dissipation Factor: | Refer to next page (120Hz) |
| ESR 100kHz: | Refer to next page (120Hz) |
| Leakage Current: | Refer to next page At 20°C after application of rated voltage for 5 minutes Provided that: After 5 minute's application of rated voltage, leakage current at 105°C 10 times or less than 20°C specified value. |

*2 F380J476MMAAXE: Rated temperature +60°C Surge, endurance test temperature +60°C



F38 Series



Conductive Polymer, Miniature, Undertab

CAPACITANCE AND RATED VOLTAGE RANGE (LETTER DENOTES CASE SIZE)

| Capacitance | | Rated Voltage | | | *Cap Code |
|-------------|------|---------------|-------------------|----------|-----------|
| µF | Code | 4V (0G) | 6.3V (0J) | 10V (1A) | |
| 2.2 | 225 | | | M | - |
| 4.7 | 475 | | | M | - |
| 10 | 106 | | M | M | a |
| 22 | 226 | | M/S | S | j |
| 33 | 336 | | M**/S | | n |
| 47 | 476 | | M ⁴ /S | | s |
| 68 | 686 | | S** | | w |
| 100 | 107 | S* | | | A |

Available Ratings

*Codes under development – subject to change

⁴ Rated temperature 60°C and H dimension 1.0mm Max only. Please contact AVX when you need detail spec.

**Rated temperature 60°C only. Please contact AVX when you need detail spec.

Please contact to your local AVX sales office when these series are being designed in your application.

RATINGS & PART NUMBER REFERENCE

| AVX Part No. | Case Size | Capacitance (µF) | Rated Voltage (V) | Leakage Current (µA) | DF (%) @ 120Hz | ESR (mΩ) @ 100kHz | 100kHz RMS Current (mA) 20°C | *3 ΔC/C (%) |
|-----------------------------|-----------|------------------|-------------------|----------------------|----------------|-------------------|------------------------------|-------------|
| 6.3 Volt | | | | | | | | |
| F380J106MMA | M | 10 | 6.3 | 10.0 | 8 | 500 | 224 | * |
| F380J226MMA | M | 22 | 6.3 | 13.9 | 10 | 500 | 224 | * |
| F380J226MSA | S | 22 | 6.3 | 13.9 | 10 | 200 | 474 | * |
| F380J336MMALZT | M | 33 | 6.3 | 41.6 | 10 | 500 | 224 | * |
| F380J336MSA | S | 33 | 6.3 | 20.8 | 10 | 200 | 474 | * |
| F380J476MMAAXE ⁴ | M | 47 | 6.3 | 59.2 | 10 | 500 | 224 | * |
| F380J476MSA | S | 47 | 6.3 | 29.6 | 10 | 200 | 474 | * |
| F380J686MSALZT | S | 68 | 6.3 | 86.0 | 10 | 200 | 474 | * |
| 10 Volt | | | | | | | | |
| F381A225MMA | M | 2.2 | 10 | 10.0 | 6 | 500 | 224 | * |
| F381A475MMA | M | 4.7 | 10 | 10.0 | 6 | 500 | 224 | * |
| F381A106MMA | M | 10 | 10 | 10.0 | 15 | 500 | 224 | * |
| F381A226MSA | S | 22 | 10 | 22.0 | 10 | 200 | 474 | * |

3: ΔC/C Marked “”

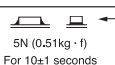
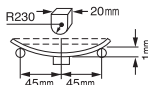
| Item | All Case (%) |
|-----------------------------|--------------|
| Damp Heat, steady state | -20 to +30 |
| Rapid change of temperature | ±20 |
| Resistance soldering heat | ±20 |
| Surge | ±20 |
| Endurance | ±20 |

THE CORELATIONS AMONG RATED VOLTAGE, SURGE VOLTAGE AND DERATED VOLTAGE

| | F38 (Standard) | | F38-AXE |
|---------------------------|----------------|----|---------|
| Rated Voltage (V) | 6.3 | 10 | 6.3 |
| 60°C Surge Voltage (V) | - | - | 8 |
| 85°C Surge Voltage (V) | 8 | 13 | - |
| 85°C Derated Voltage (V) | - | - | 4.5 |
| 105°C Derated Voltage (V) | 5 | 8 | 3.3 |



QUALIFICATION TABLE

| TEST | F38 series (Temperature range -55°C to +105°C) | |
|-------------------------------------|--|--|
| | Condition | |
| Damp Heat (Steady State) | At 40°C, 90 to 95% R.H., 500 hours (No voltage applied) Capacitance Change Refer to page 123 (*3) Dissipation Factor 200% or less of initial specified value Leakage Current 300% or less of Initial specified value | |
| Temperature Cycles | At -55°C / +105°C, 30 minutes each, 5 cycles Capacitance Change Refer to page 123 (*3) Dissipation Factor 200% or less of initial specified value Leakage Current 400% or less of initial specified value | |
| Resistance to Soldering Heat | 10 seconds reflow at 240°C Capacitance Change Refer to page 123 (*3) Dissipation Factor 200% or less of initial specified value Leakage Current 300% or less of initial specified value | |
| Surge | After application of surge voltage in series with a 1kΩ resistor at the rate of 30 seconds ON, 30 seconds OFF, for 1000 successive test cycles at 85°C (*2), capacitors shall meet the characteristic requirements in the table above. Capacitance Change Refer to page 123 (*3) Dissipation Factor 200% or less of initial specified value Leakage Current 300% or less of initial specified value | |
| Endurance | After 1000 hours' application of rated voltage in series with a 3Ω resistor at 85°C (*2), capacitors shall meet the characteristic requirements in the table above. Capacitance Change Refer to page 123 (*3) Dissipation Factor 200% or less of initial specified value Leakage Current 400% or less of initial specified value | |
| Shear Test | After applying the pressure load of 5N for 10±1 seconds horizontally to the center of capacitor side body which has no electrode and has been soldered beforehand on a substrate, there shall be found neither exfoliation nor its sign at the terminal electrode. |  |
| Terminal Strength | Keeping a capacitor surface-mounted on a substrate upside down and supporting the substrate at both of the opposite bottom points 45mm apart from the center of capacitor, the pressure strength is applied with a specified jig at the center of substrate so that the substrate may bend by 1mm as illustrated. Then, there shall be found no remarkable abnormality on the capacitor terminals. |  |

*2 F380J476MMAAXE: Rated temperature +60°C Surge, endurance test temperature +60°C

NOTICE: DESIGN, SPECIFICATIONS ARE SUBJECT TO CHANGE WITHOUT NOTICE.



Стандарт Электрон Связь

Мы молодая и активно развивающаяся компания в области поставок электронных компонентов. Мы поставляем электронные компоненты отечественного и импортного производства напрямую от производителей и с крупнейших складов мира.

Благодаря сотрудничеству с мировыми поставщиками мы осуществляем комплексные и плановые поставки широчайшего спектра электронных компонентов.

Собственная эффективная логистика и склад в обеспечивает надежную поставку продукции в точно указанные сроки по всей России.

Мы осуществляем техническую поддержку нашим клиентам и предпродажную проверку качества продукции. На все поставляемые продукты мы предоставляем гарантию .

Осуществляем поставки продукции под контролем ВП МО РФ на предприятия военно-промышленного комплекса России , а также работаем в рамках 275 ФЗ с открытием отдельных счетов в уполномоченном банке. Система менеджмента качества компании соответствует требованиям ГОСТ ISO 9001.

Минимальные сроки поставки, гибкие цены, неограниченный ассортимент и индивидуальный подход к клиентам являются основой для выстраивания долгосрочного и эффективного сотрудничества с предприятиями радиоэлектронной промышленности, предприятиями ВПК и научно-исследовательскими институтами России.

С нами вы становитесь еще успешнее!

Наши контакты:

Телефон: +7 812 627 14 35

Электронная почта: sales@st-electron.ru

Адрес: 198099, Санкт-Петербург,
Промышленная ул, дом № 19, литера Н,
помещение 100-Н Офис 331