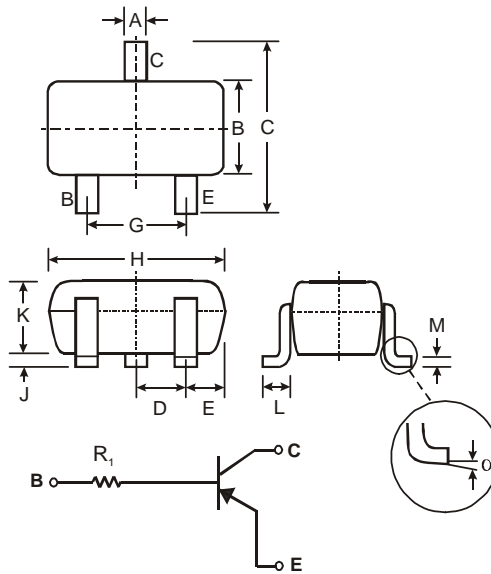


Features

- Epitaxial Planar Die Construction
- Complementary NPN Types Available (DDTC)
- Built-In Biasing Resistor, R1 only
- **Lead Free/RoHS Compliant (Note 2)**
- **"Green" Device (Note 3 and 4)**

Mechanical Data

- Case: SOT-323
- Case Material: Molded Plastic, "Green" Molding Compound, Note 4. UL Flammability Classification Rating 94V-0
- Moisture Sensitivity: Level 1 per J-STD-020C
- Terminal Connections: See Diagram
- Terminals: Solderable per MIL-STD-202, Method 208
- Lead Free Plating (Matte Tin Finish annealed over Alloy 42 leadframe).
- Marking Information: See Page 3
- Type Code: See Table Below
- Ordering Information: See Page 3
- Weight: 0.006 grams (approximate)



SCHEMATIC DIAGRAM

| SOT-323 | | |
|----------------------|--------------|------|
| Dim | Min | Max |
| A | 0.25 | 0.40 |
| B | 1.15 | 1.35 |
| C | 2.00 | 2.20 |
| D | 0.65 Nominal | |
| E | 0.30 | 0.40 |
| G | 1.20 | 1.40 |
| H | 1.80 | 2.20 |
| J | 0.0 | 0.10 |
| K | 0.90 | 1.00 |
| L | 0.25 | 0.40 |
| M | 0.10 | 0.18 |
| α | 0° | 8° |
| All Dimensions in mm | | |

| P/N | R1 (NOM) | Type Code |
|------------|---------------|-----------|
| DDTA113TUA | 1K Ω | P01 |
| DDTA123TUA | 2.2K Ω | P03 |
| DDTA143TUA | 4.7K Ω | P07 |
| DDTA114TUA | 10K Ω | P12 |
| DDTA124TUA | 22K Ω | P16 |
| DDTA144TUA | 47K Ω | P19 |
| DDTA115TUA | 100K Ω | P23 |
| DDTA125TUA | 200K Ω | P25 |

Maximum Ratings @T_A = 25°C unless otherwise specified

| Characteristic | Symbol | Value | Unit |
|--|-----------------------------------|-------------|------|
| Collector-Base Voltage | V _{CBO} | -50 | V |
| Collector-Emitter Voltage | V _{CEO} | -50 | V |
| Emitter-Base Voltage | V _{EBO} | -5 | V |
| Collector Current | I _C (Max) | -100 | mA |
| Power Dissipation | P _d | 200 | mW |
| Thermal Resistance, Junction to Ambient Air (Note 1) | R _{θJA} | 625 | °C/W |
| Operating and Storage Temperature Range | T _J , T _{STG} | -55 to +150 | °C |

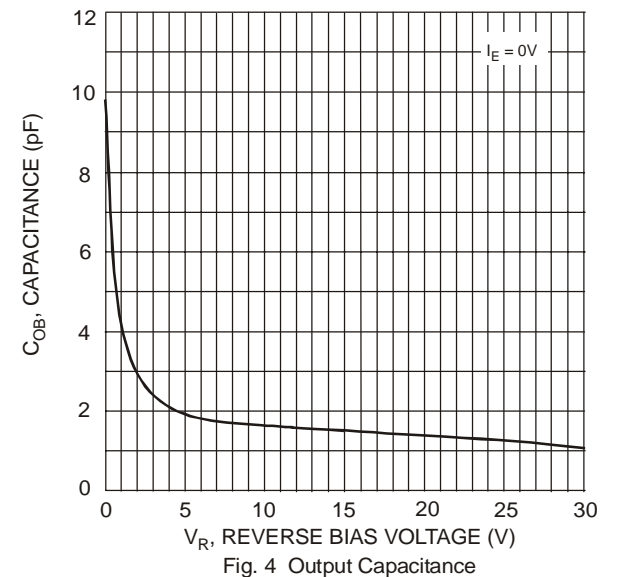
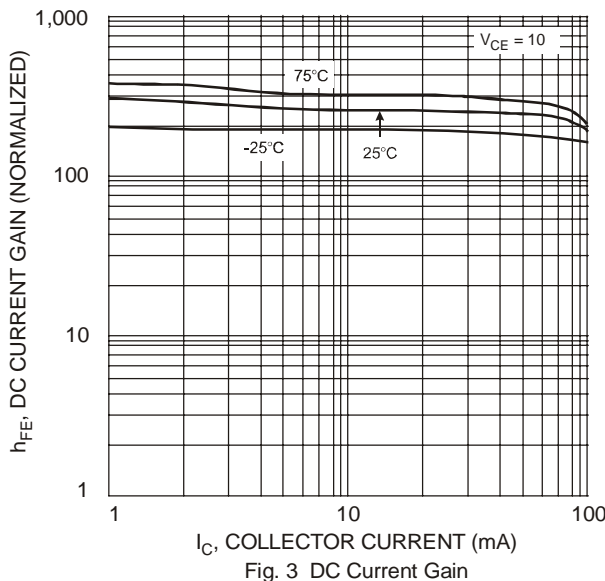
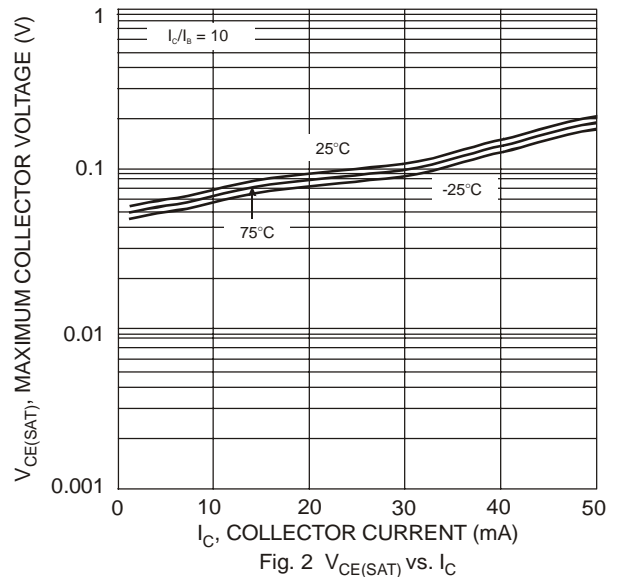
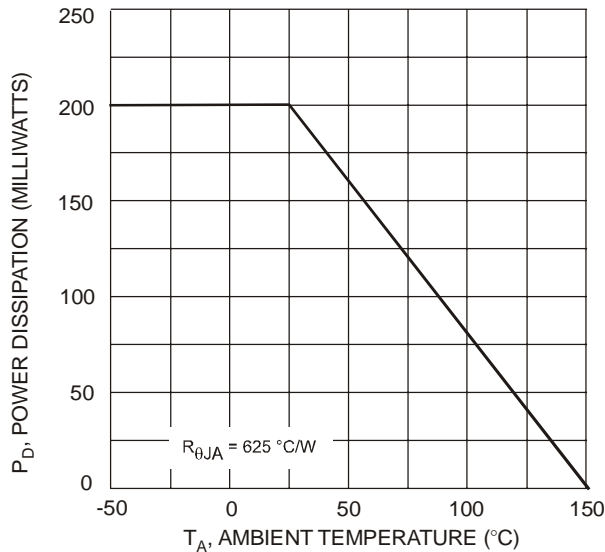
- Notes:
1. Mounted on FR4 PC Board with recommended pad layout as shown on Diodes Inc., suggested pad layout document AP02001, which can be found on our website at <http://www.diodes.com/datasheets/ap02001.pdf>
 2. No purposefully added lead.
 3. Diodes Inc.'s "Green" Policy can be found on our website at http://www.diodes.com/products/lead_free/index.php.
 4. Product manufactured with date code 0627 (week 27, 2006) and newer are built with Green Molding Compound. Product manufactured prior to date code 0627 are built with Non-Green Molding Compound and may contain Halogens or Sb2O3 Fire Retardants.

Electrical Characteristics @T_A = 25°C unless otherwise specified

| Characteristic | Symbol | Min | Typ | Max | Unit | Test Condition |
|--|----------------------|-----|-----|------|------|--|
| Collector-Base Breakdown Voltage | BV _{CBO} | -50 | — | — | V | I _C = -50μA |
| Collector-Emitter Breakdown Voltage | BV _{CEO} | -50 | — | — | V | I _C = -1mA |
| Emitter-Base Breakdown Voltage | BV _{EBO} | -5 | — | — | V | I _E = -50μA |
| Collector Cutoff Current | I _{CBO} | — | — | -0.5 | μA | V _{CB} = -50V |
| Emitter Cutoff Current | I _{EBO} | — | — | -0.5 | μA | V _{EB} = -4V |
| Collector-Emitter Saturation Voltage | V _{CE(sat)} | — | — | -0.3 | V | I _C /I _B = -10mA/-1mA DDTA113TUA I _C /I _B = -5mA/-0.5mA DDTA123TUA I _C /I _B = -2.5mA/-0.25mA DDTA143TUA I _C /I _B = -1mA/-0.1mA DDTA114TUA I _C /I _B = -5mA/-0.5mA DDTA124TUA I _C /I _B = -2.5mA/-0.25mA DDTA144TUA I _C /I _B = -1mA/-0.1mA DDTA115TUA I _C /I _B = -5mA/-0.05mA DDTA125TUA |
| DC Current Transfer Ratio | h _{FE} | 100 | 250 | 600 | — | I _C = -1mA, V _{CE} = -5V |
| Input Resistor (R ₁) Tolerance | ΔR ₁ | -30 | — | +30 | % | — |
| Gain-Bandwidth Product* | f _T | — | 250 | — | MHz | V _{CE} = -10V, I _E = 5mA, f = 100MHz |

* Transistor - For Reference Only

Typical Curves – DDTA114TUA



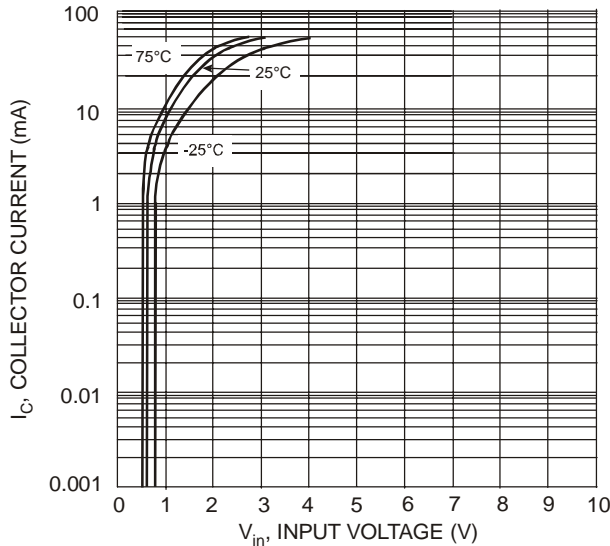


Fig. 5 Collector Current vs. Input Voltage

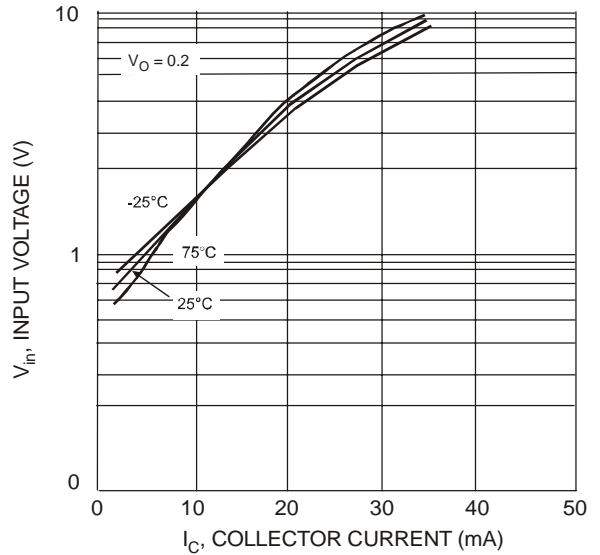


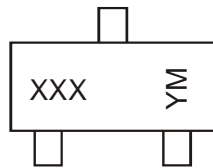
Fig. 6 Input Voltage vs. Collector Current

Ordering Information (Note 4 & 5)

| Device | Packaging | Shipping |
|----------------|-----------|------------------|
| DDTA113TUA-7-F | SOT-323 | 3000/Tape & Reel |
| DDTA123TUA-7-F | SOT-323 | 3000/Tape & Reel |
| DDTA143TUA-7-F | SOT-323 | 3000/Tape & Reel |
| DDTA114TUA-7-F | SOT-323 | 3000/Tape & Reel |
| DDTA124TUA-7-F | SOT-323 | 3000/Tape & Reel |
| DDTA144TUA-7-F | SOT-323 | 3000/Tape & Reel |
| DDTA115TUA-7-F | SOT-323 | 3000/Tape & Reel |
| DDTA125TUA-7-F | SOT-323 | 3000/Tape & Reel |

Notes: 5. For packaging details, go to our website at <http://www.diodes.com/datasheets/ap02007.pdf>.

Marking Information



XXX = Product Type Marking Code, See Table on Page 1
 YM = Date Code Marking
 Y = Year ex: T = 2006
 M = Month ex: 9 = September

Date Code Key

| Year | 2006 | 2007 | 2008 | 2009 | 2010 | 2011 | 2012 |
|------|------|------|------|------|------|------|------|
| Code | T | U | V | W | X | Y | Z |

| Month | Jan | Feb | Mar | Apr | May | Jun | Jul | Aug | Sep | Oct | Nov | Dec |
|-------|-----|-----|-----|-----|-----|-----|-----|-----|-----|-----|-----|-----|
| Code | 1 | 2 | 3 | 4 | 5 | 6 | 7 | 8 | 9 | O | N | D |

IMPORTANT NOTICE

Diodes Incorporated and its subsidiaries reserve the right to make modifications, enhancements, improvements, corrections or other changes without further notice to any product herein. Diodes Incorporated does not assume any liability arising out of the application or use of any product described herein; neither does it convey any license under its patent rights, nor the rights of others. The user of products in such applications shall assume all risks of such use and will agree to hold Diodes Incorporated and all the companies whose products are represented on our website, harmless against all damages.

LIFE SUPPORT

Diodes Incorporated products are not authorized for use as critical components in life support devices or systems without the expressed written approval of the President of Diodes Incorporated.



Стандарт Электрон Связь

Мы молодая и активно развивающаяся компания в области поставок электронных компонентов. Мы поставляем электронные компоненты отечественного и импортного производства напрямую от производителей и с крупнейших складов мира.

Благодаря сотрудничеству с мировыми поставщиками мы осуществляем комплексные и плановые поставки широчайшего спектра электронных компонентов.

Собственная эффективная логистика и склад в обеспечивает надежную поставку продукции в точно указанные сроки по всей России.

Мы осуществляем техническую поддержку нашим клиентам и предпродажную проверку качества продукции. На все поставляемые продукты мы предоставляем гарантию .

Осуществляем поставки продукции под контролем ВП МО РФ на предприятия военно-промышленного комплекса России , а также работаем в рамках 275 ФЗ с открытием отдельных счетов в уполномоченном банке. Система менеджмента качества компании соответствует требованиям ГОСТ ISO 9001.

Минимальные сроки поставки, гибкие цены, неограниченный ассортимент и индивидуальный подход к клиентам являются основой для выстраивания долгосрочного и эффективного сотрудничества с предприятиями радиоэлектронной промышленности, предприятиями ВПК и научно-исследовательскими институтами России.

С нами вы становитесь еще успешнее!

Наши контакты:

Телефон: +7 812 627 14 35

Электронная почта: sales@st-electron.ru

Адрес: 198099, Санкт-Петербург,
Промышленная ул, дом № 19, литера Н,
помещение 100-Н Офис 331